


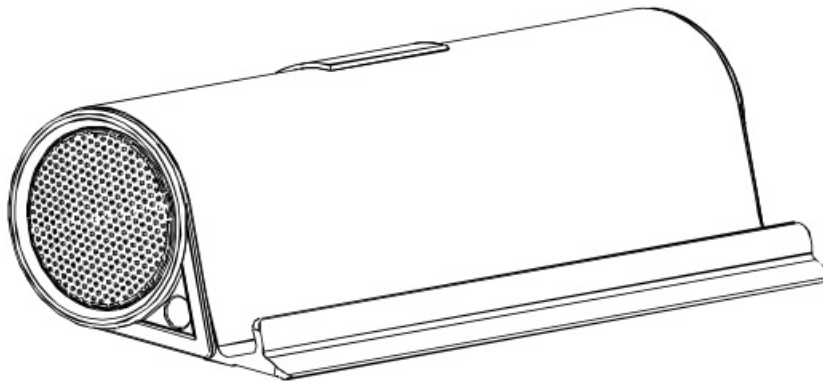


## LUGULAKE BT-10 Bluetooth Speaker User Manual

[Home](#) » [LuguLake](#) » LUGULAKE BT-10 Bluetooth Speaker User Manual 

# LUGULAKE<sup>®</sup>

**BT-10 Bluetooth Speaker  
Product description**



Product model: BT-10

Thank you for choosing the hands-free Bluetooth speaker. In order to use the product better, please carefully read the instructions before use.

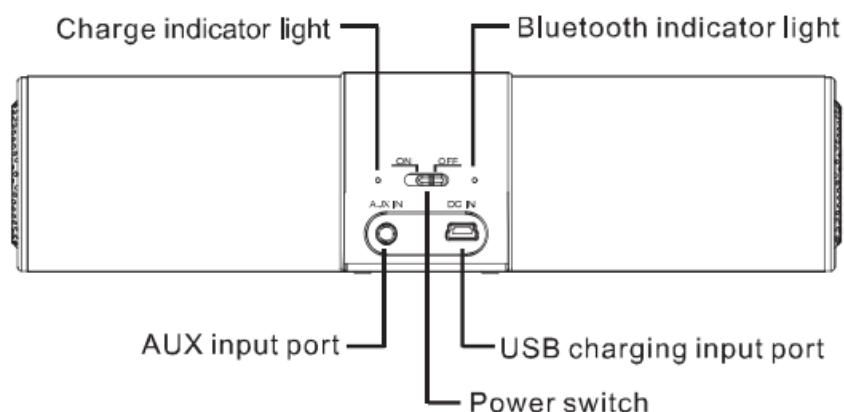
## Contents

- 1 Product feature
- 2 Operation instruction
- 3 Functions and features
- 4 Operation method
- 5 Charging method
- 6 Parameter specification
- 7 Packaging components
- 8 FCC Warning
- 9 Documents / Resources
  - 9.1 References

## Product feature

- Wireless stereo Bluetooth Speaker, Support Bluetooth connection and AUX audio input.
- Humanized design of card slot, suitable for ipad, mini, iphone, and Samsung phones.
- Simple and fashionable appearance, exquisite workmanship, metal texture, unique style shows personality.
- Professional stereo sound design with perfect sound, enjoy music at any moment.
- Convenient to carry out, suitable for use at home and travel.

## Operation instruction



## Functions and features

- Bluetooth wireless technology: support Bluetooth music player.
- AUX audio input: Support computer, phone, MP3, PAD, PSP connection.
- Charging: Use USB MICRO cable, wide compatibility.

## Working indicator light

- Blue light quick flashing: search the device that connected to the speaker last time.
- Blue light normally on: speaker working.

## Operation method

## Bluetooth Pairing

1. Switch to the ON position, turn on the power, when the speaker makes a sound "du", it automatically searches the Bluetooth devices that connected to the speakers last time.

### Warm prompt:

If it can search the devices, the speaker will connect automatically; Entering search device state, the speaker will make a sound "du", at that time, the opened Bluetooth device will have matching connection prompt..

2. Manual search Bluetooth speaker: turning on your phone or other Bluetooth device, search "BT-10", choose "connect". When the speaker makes a sound "du", it shows Bluetooth connect correctly.

## Audio Inputs

Switch to the "on" position, connect 3.5mm audio cable with AUX IN interface and Audio-output device (computer, phone, MP3), it can be used as an external audio source speaker.

## Operation method of pairing with laptop

Because of many laptop Bluetooth version, the connection methods are different. If can't connect with it at first time, the new version of Bluetooth driver should be installed on a laptop. If there is any connection matching difficulty, please call after-sales service of the company or ask experienced computer operating person for help.

## Charging method

In operation state, when the battery is about to run out, Bluetooth speaker will make a prompt sound every 30 seconds, remind battery is too low, at this point you insert USB cable one end into the PC or the standard USB power adapter, insert the other end into the Bluetooth speaker charger port, Bluetooth speaker started charging. The red indicator light means it is charging. The red light off means the battery is full. You can disconnect the charger and the device, and then to use this product.

- Please read the instructions carefully before use the product.
- Please don't throw or beat the product.
- Please don't put the product at high temperature.
- When prompt low power, please recharge in time. Please timely pull out charging connector when the battery fully charged.
- If the speaker can't connect with the device, please check whether the Bluetooth turn on, or other Bluetooth devices is opened.
- Please turn off Bluetooth when charging, suggest don't use Bluetooth speaker before the battery fully charged.

## Parameter specification

Product model: BT-10

Bluetooth version : Bluetooth 4.2+EDR

Support Bluetooth protocol : HSP, HFP, A2DP, profile

Effective wireless distance: <10 (different for environmental factors the connection to the Bluetooth devices)

Frequency range : 2.4G -2.480GHZ

Transmitted power : 4dB

Receive sensitivity :-90dBm

Output power : 3W\*2

SNR: 275dB

USB charging voltage:DC 5V

Battery :the lithium battery 1200mAh

Operating voltage : 3.7V

Play duration:10h (60% percent of the volume)

Product specification :205X 81X 49mm

Audio input : Bluetooth/AUX

Weight: 313g

## Packaging components

- a speaker
- a 3.5mm audio line
- a USB power line
- a Specification
- a Packing box

## FCC Warning

This device complies with part 15 of the FCC Rules. Operation is subject to the following two conditions:(1) This device may not cause harmful interference, and (2) this device must accept any interference received, including interference that may cause undesired operation.

Any Changes or modifications not expressly approved by the party responsible for compliance could void the user's authority to operate the equipment.

This equipment has been tested and found to comply with the limits for a Class B digital device, pursuant to part 15 of the FCC Rules. These limits are designed to provide reasonable protection against harmful interference in a residential installation. This equipment generates uses and can radiate radio frequency energy and, if not installed and used in accordance with the instructions, may cause harmful interference to radio communications. However, there is no guarantee that interference will not occur in a particular installation. If this equipment does cause harmful interference to radio or television reception, which can be determined by turning the equipment off and on, the user is encouraged to try to correct the interference by one or more of the following measures:


- Reorient or relocate the receiving antenna.
- Increase the separation between the equipment and receiver.
- Connect the equipment into an outlet on a circuit different from that to which the receiver is connected.
- Consult the dealer or an experienced radio/TV technician for help.

FCC RF exposure statement:

The device has been evaluated to meet general RF exposure requirement. The device can be used in portable exposure condition without restriction.

# **LUGULAKE<sup>®</sup>**

---



**[LUGULAKE BT-10 Bluetooth Speaker](#)** [pdf] User Manual  
2BEF8-BT-10, 2BEF8BT10, BT-10, BT-10 Bluetooth Speaker, Bluetooth Speaker, Speaker

## References

- **[User Manual](#)**

### **Manuals+, Privacy Policy**

This website is an independent publication and is neither affiliated with nor endorsed by any of the trademark owners. The "Bluetooth®" word mark and logos are registered trademarks owned by Bluetooth SIG, Inc. The "Wi-Fi®" word mark and logos are registered trademarks owned by the Wi-Fi Alliance. Any use of these marks on this website does not imply any affiliation with or endorsement.