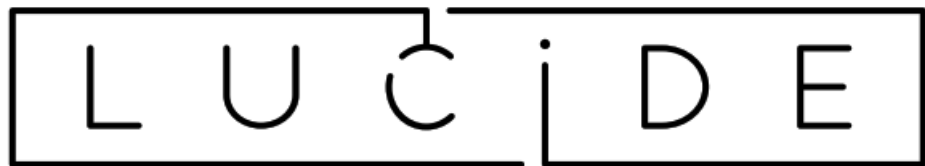




LUCIDE GILLY Floor Reading Lamp Instruction Manual

[Home](#) » [LUCIDE](#) » LUCIDE GILLY Floor Reading Lamp Instruction Manual 



I L L U M I N A T E S Y O U R W O R L D

GILLY Floor Reading Lamp
Instruction Manual

Contents

- [1 GILLY Floor Reading Lamp](#)
- [2 General](#)
- [3 Specifications](#)
- [4 TECHNICAL DRAWING & DIMENSIONS](#)
- [5 Safety Instructions](#)
- [6 Warranty declaration:](#)
- [7 Documents / Resources](#)
 - [7.1 References](#)
- [8 Related Posts](#)

GILLY Floor Reading Lamp

Thank you for purchasing a Lucide original!

This manual will hopefully guide you easily through the installation process. We aim to inspire and illuminate our clients by offering trendy, high-quality and affordable lighting.

Welcome to the community of #illuminatesyourworld

DISCOVER OUR COLLECTION!	CURIOUS ABOUT OUR BRAND	#I
		
https://eprel.ec.europa.eu/qr/941844	https://eprel.ec.europa.eu/qr/941844	
Visit our website and discover our entire collection	Our brand video gives you a glimpse behind the scenes at Lucide	Ti

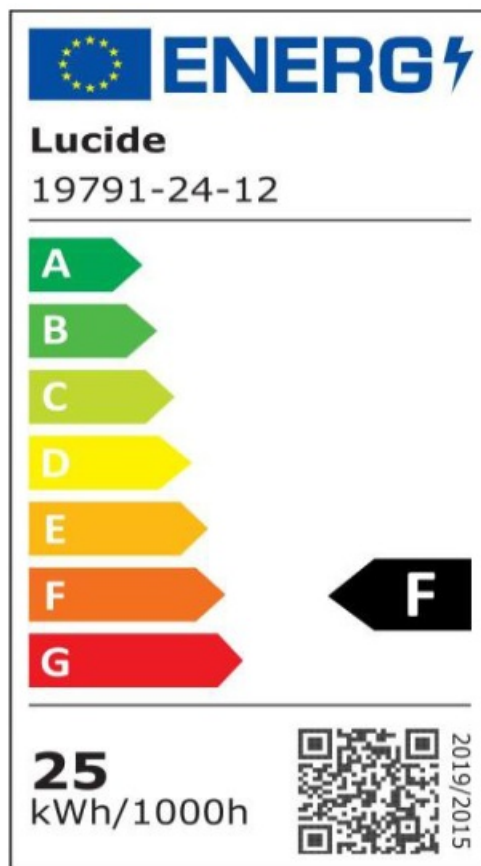


Follow us for the latest lighting trends!



ZENITH

Item number: 19791/24/12
EAN code: 5411212193889



<https://eprel.ec.europa.eu/qr/941844>

General

Dimensions LxWxH: 25,4cm x 53,2cm x 180cm

Main material: Metal

Color: Satin Chrome

Style: Modern

Weight: 4,90kg

Specifications

Dimmable: Yes

Light direction: Uplight & Downlight

Adjustable in height: Not In Height Adjustable

Directional: Tilttable (Vertical)

Cable: Yes, Cable With Plug On Product

Cable length: 250cm

Sensor: Without Sensor

Control: Dimmer – On The Product

Power supply: Adapter/Power Grid

IP-Class: 20

Electric Class: 1

Number of light sources: 1

Lamp socket: Integrated LED

Maximum wattage: 20W

Power requirements: 220-240V~50Hz

Lumen: 1600Lm

Colour temperature: 3000K

Color Rendering Index: 80

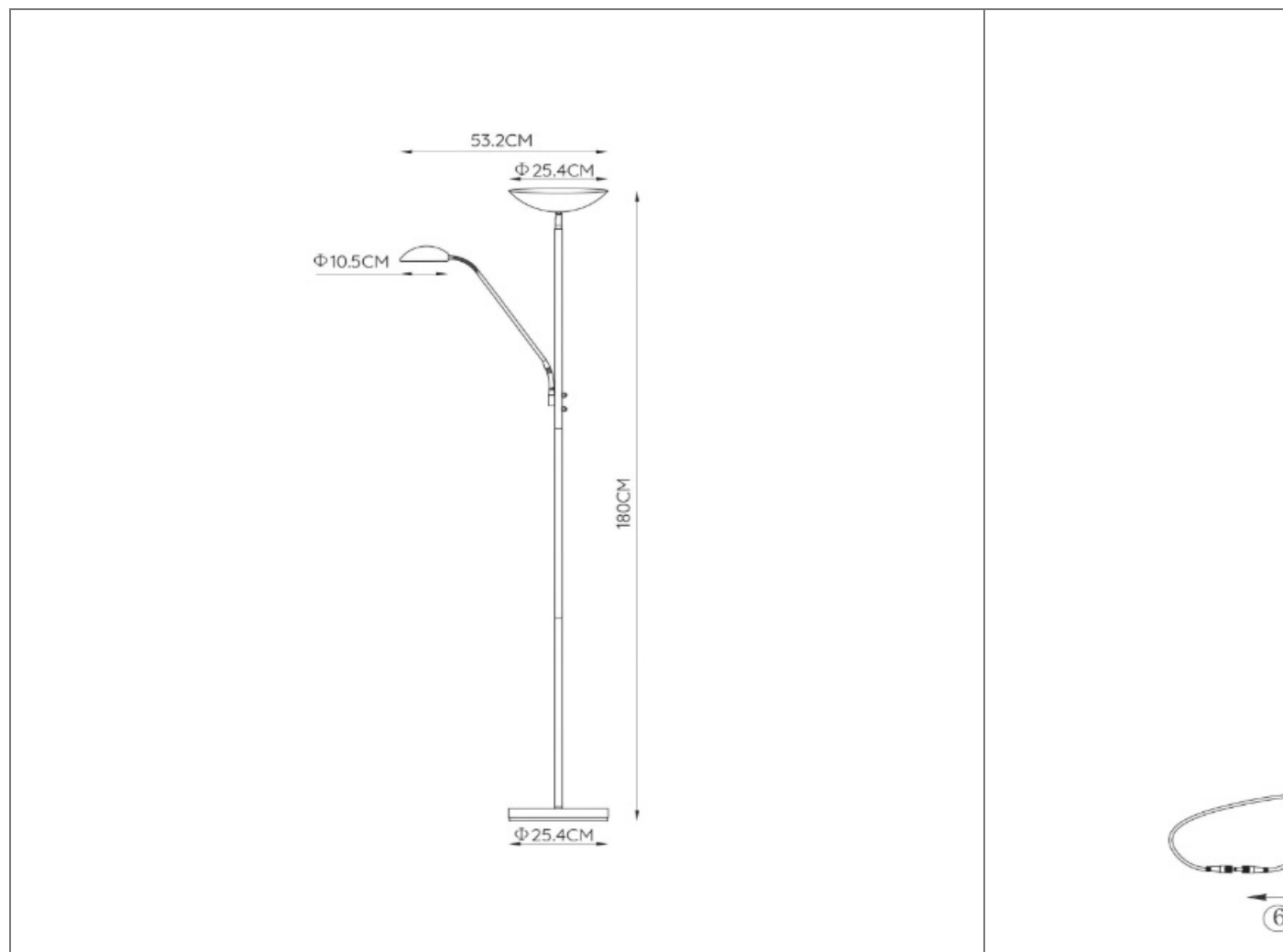
Expected lifetime: 15000h

Warranty: 3 Years

TECHNICAL DRAWING & DIMENSIONS

Item number: 19791/24/12







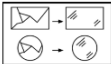
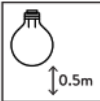
EAN code: 5411212193889



Safety Instructions

Please read this notice carefully and keep it during the lifetime of this product. Follow the instructions for a safe and correct installation and functioning of the light fixture. The manufacturer does not accept any responsibility for damage caused by improper installation and service. Installation should always be done by a qualified electrician. Always isolate the power before commencing installation, maintenance or repair. In case of doubts, please contact a qualified electrician. Please pay attention to locations where the item can be installed (indoor, outdoor, bathroom (for outdoor and bathroom installation, please see further). Indoor items cannot be used in humid places. Do not put the item in contact with water or any liquids or inflammable products. Always respect the minimal distance (indicated on the light) to inflammable products. During installation, make sure that the cables will not be squeezed or damaged by sharp edges. If the external flexible cable is damaged, it needs to be replaced exclusively by the manufacturer, his service agent, or a qualified electrician. This is to avoid all risks. Because the temperature of the item and the bulbs can get very high, they must cool down before being touched. Always use the correct bulb (respect type and maximal wattage as indicated on the product).

Explanation of the symbols that can appear on the fixture

	This item is only suitable for indoor use, exclusive bathroom (except if a higher IP degree permits that the item can be used in the bathroom).
	Legislation requires that all electrical and electronic equipment must be collected for reuse and recycling. Electrical and electronic equipment marked with this symbol indicating separate collection of such equipment must be returned to a municipal waste collection point.
	Class I: The item has an earth connection. The earth wire (green-yellow) needs to be connected to the earth connection (marked with this symbol).
	Class II: The item is double insulated and must not be connected to the earth wire.
	Class III: The item is only suitable for lower voltage supply and must not be connected to the earth wire.
	IP 20: Protection against contact with a finger
	If the protection glass is damaged or broken, it needs to be replaced immediately.
	Please respect the minimum distance from the bulb to inflammable objects.

Warranty declaration:

Lucide NV warrants that the products supplied will be free from defects in material and workmanship for a period of 3 years from the date of purchase by the end user, if the item is installed and maintained properly as mentioned in the user manual.

Exclusions for the warranty:

1. Broken glass parts of the fixture will only be replaced within 14 days after purchase by the end user.
2. Normal wear and tear, and discoloring as a result of normal use.
3. Damage is caused by external causes like fire, water, wrong use/ installation or maintenance of the product.

For warranty claims the customer needs to hand over the defective fixture/part and the original purchase ticket.

Further explanations can be found on our website.

www.lucide.com

LUCIDE NV


LUCIDE NV BISSCHOPPENHOFLAAN 145, 2100 DEURNE, BELGIUM

info@lucide.com

tel: +32(0)3 366 22 04

www.lucide.com

Documents / Resources

	<p>LUCIDE GILLY Floor Reading Lamp [pdf] Instruction Manual</p> <p>GILLY Floor Reading Lamp, GILLY, Floor Reading Lamp, Reading Lamp, Lamp</p>
---	---

References

-  [Lucide lighting - Illuminates your world.](#)