

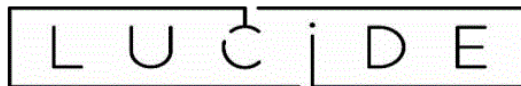


LUCIDE 19792 CHAMPION LED Reading Lamp Instruction Manual


[Home](#) » [LUCIDE](#) » LUCIDE 19792 CHAMPION LED Reading Lamp Instruction Manual 

Contents

- [1 LUCIDE 19792 CHAMPION LED Reading Lamp](#)
- [2 Product Information](#)
- [3 Product Usage Instructions](#)
- [4 INSTALLATION](#)
- [5 Specifications](#)
- [6 TECHNICAL DRAWING & DIMENSIONS](#)
- [7 Safety Instructions](#)
- [8 Warranty declaration](#)
- [9 Documents / Resources](#)



LUCIDE 19792 CHAMPION LED Reading Lamp



Product Information

- Brand: Lucide
- Item Number: 19 79 2/24/30
- EAN Code: 54 11212193827
- Product Name: CHAMPION-LED
- Main Material: Metal
- Color: Black
- Style: Modern
- Shape: Round
- Weight: 5.80 kg
- Dimensions (LxWxH): 30 cm x 46 cm x 180 cm

Product Usage Instructions

1. This product is suitable for indoor use only, excluding the bathroom unless it has a higher IP degree allowing bathroom usage.
2. If the protective glass is damaged or broken, it should be immediately replaced.
3. Respect the minimum distance between the lamp and flammable objects.
4. This product has different classes:
 - Class I: The product has an earth connection. Connect the earth wire (green-yellow) to the earth connection marked with the symbol.
 - Class II: The product is double insulated and must not be connected to the earth wire.
5. The product has IP 20 protection against contact with a finger.
6. For recycling purposes, electrical and electronic equipment with the recycling symbol must be returned to a municipal waste collection point.

For more detailed specifications, technical drawings, or dimensions of this product, please visit the [Lucide website](#).

Thank you for purchasing a Lucide original!

This manual will hopefully guide you easily through the installation process. We aim to inspire and illuminate our clients by offering trendy, high-quality and affordable lighting. Welcome to the community of #illuminatesyourworld

DISCOVER OUR COLLECTION!



CURIOUS ABOUT OUR BRAND?



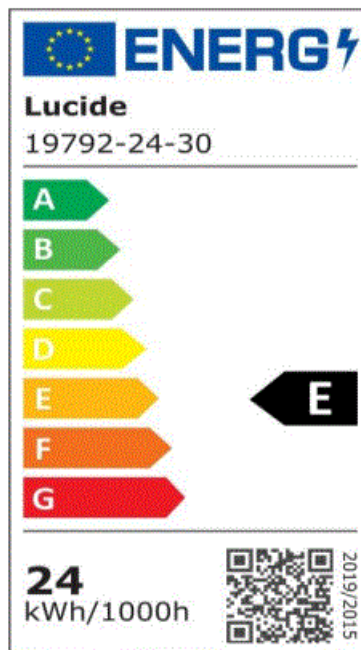
#ILLUMINATESYOURWORLD



- Visit our website and discover our entire collection
- Our brand video gives you a glimpse behind the scenes at Lucide
- Take a look at how others around the world use Lucide products

INSTALLATION





General

- Dimensions LxWxH: 30cm x 46cm x 180cm
- Main material: Metal
- Color: Black
- Style: Modern
- Shape: Round
- Weight: 5,80kg

Specifications

- Dimmable: Yes
- Light direction: Uplight and downlight
- Adjustable in height: Not In Height
- Adjustable Directional: With Flexible Reading Arm
- Cable: Yes, Cable With Plug On Product
- Cable length: 320cm
- Sensor: Without Sensor
- Control: Dimmer – On The Product
- Power supply: Adapter/Power Grid
- IP-Class: 20
- Electric Class: 1
- Number of light sources: 1
- Lamp socket: Integrated LED
- Maximum wattage: 20W
- Power requirements: 220-240V~50Hz
- Lumen: 1600Lm
- Color temperature: 3000K
- Color Rendering Index: 80

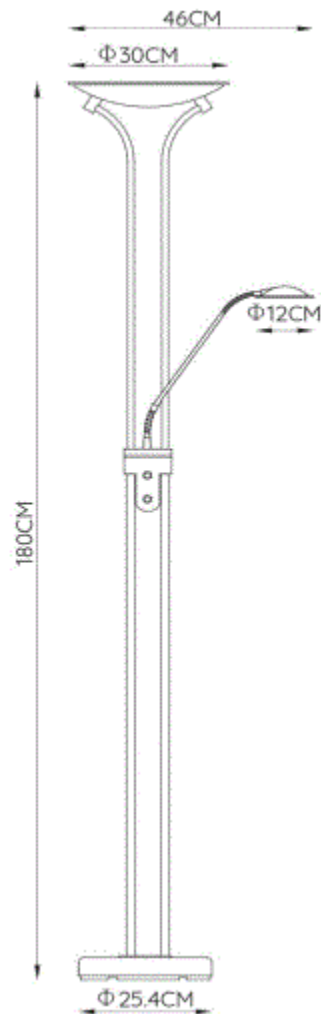
- Expected lifetime: 30000h
- Warranty: 3 Years

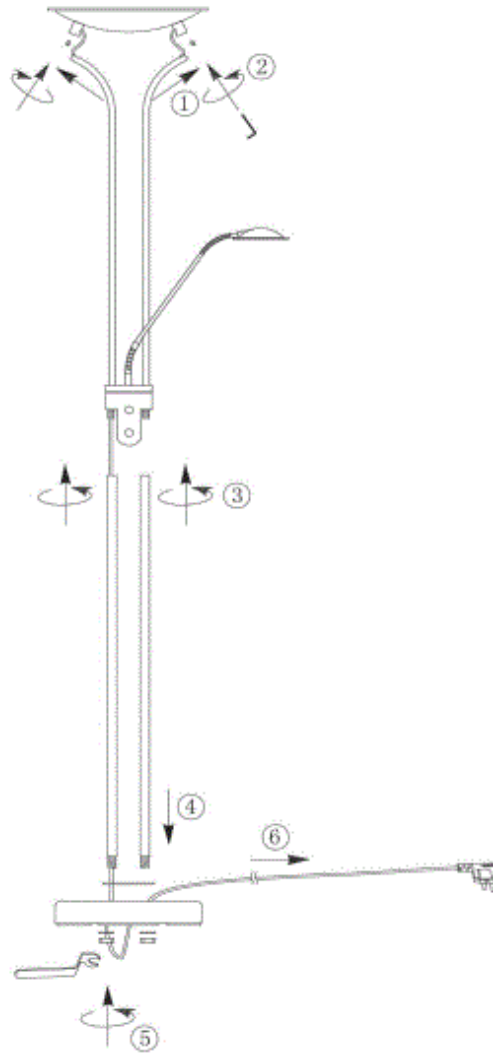
For more specifications of this product please visit www.lucide.com

TECHNICAL DRAWING & DIMENSIONS

CHAMPION-LED

Item number: 19792/24/30 EAN code: 5411212193827

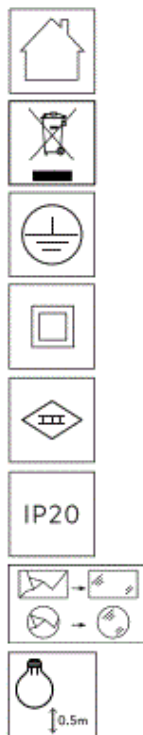




Safety Instructions

- Please read this notice carefully and keep it during the lifetime of this product. Follow the instructions for a safe and correct installation and functioning of the light fixture. The manufacturer does not accept any responsibility for damage caused by improper installation and service. Installation should always be done by a qualified electrician.
- Always isolate the power before commencing installation, maintenance, or repair.
- In case of doubts, please contact a qualified electrician.
- Please pay attention to locations where the item can be installed (indoor, outdoor, bathroom (for outdoor and bathroom installation, please see further). Indoor items cannot be used in humid places. Do not put the item in contact with water or any liquids or inflammable products. Always respect the minimal distance (indicated on the light) to inflammable products.
- During installation, make sure that the cables will not be squeezed or damaged by sharp edges. If the external flexible cable is damaged, it needs to be replaced exclusively by the manufacturer, his service agent, or a qualified electrician.
- This is to avoid all risks.
- Because the temperature of the item and the bulbs can get very high, they must cool down before being touched. Always use the correct bulb (respect type and maximal wattage as indicated on the product).

Explanation of the symbols which can appear on the fixture



- This item is only suitable for indoor use, exclusive bathroom (except if a higher IP degree permits that the item can be used in the bathroom).
- Legislation requires that all electrical and electronic equipment must be collected for reuse and recycling. Electrical and electronic equipment marked with this symbol indicating a separate collection of such equipment must be returned to a municipal waste collection point.
- Class I: The item has an earth connection. The earth wire (green-yellow) needs to be connected to the earth connection (marked with this symbol).
- Class II: The item is double insulated and must not be connected to the earth wire.
- Class III: The item is only suitable for lower voltage supply and must not be connected to the earth wire.
- IP 20: Protection against contact with a finger
- If the protection glass is damaged or broken, it needs to be replaced immediately.
- Please respect the minimum distance from the bulb to inflammable objects.


Warranty declaration

Lucide NV warrants that the products supplied will be free from defects in material and workmanship for a period of 3 years from the date of purchase by the end user if the item is installed and maintained properly as mentioned in the user manual.

Exclusions for the warranty:

1. Broken glass parts of the fixture will only be replaced within 14 days after purchasing by the end user.
 2. Normal wear and tear, and discoloring as a result of normal use.
 3. Damage is caused by external causes like fire, water, wrong use/ installation, or maintenance of the product.
- For warranty claims, the customer needs to hand over the defective fixture/part and the original purchase ticket.

Documents / Resources

	<p>LUCIDE 19792 CHAMPION LED Reading Lamp [pdf] Instruction Manual</p> <p>19792 CHAMPION-LED Reading Lamp, 19792 CHAMPION-LED, Reading c, Reading Lamp</p>
---	--