

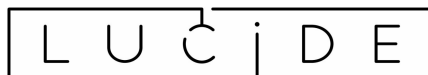


LUCIDE 03713-01-30 Floor Reading Lamp Instruction Manual

[Home](#) » [LUCIDE](#) » LUCIDE 03713-01-30 Floor Reading Lamp Instruction Manual 

Contents

- [1 LUCIDE 03713-01-30 Floor Reading Lamp](#)
- [2 Product Information](#)
- [3 Product Usage Instructions](#)
- [4 Specifications](#)
- [5 Dimensions](#)
- [6 INSTALLATION DRAWING](#)
- [SPECIFICATIONS](#)
- [7 Documents / Resources](#)
 - [7.1 References](#)



LUCIDE 03713-01-30 Floor Reading Lamp



Product Information

Thank you for purchasing a Lucide original! We aim to inspire and illuminate our clients by offering trendy, high-quality, and affordable lighting. Welcome to the community of #illuminatesyourworld.

Product Specifications:

- **Dimensions:** 32.5cm x 90cm x 143cm
- **Main Material:** Wood
- **Color:** Black and Light Wood
- **Style:** Scandinavian
- **Shape:** Other
- **Weight:** 4.60 kg

- **Dimmable:** No
- **Light Direction:** Downlight
- **Adjustable in Height:** Not In Height Adjustable
- **Directional:** Rotatable & Tilt-able (360 Degrees)
- **Cable:** Yes, Cable With Plug On Product
- **Cable Length:** 200 cm
- **Sensor:** Without Sensor
- **Control:** On/Off Switch – In The Cord
- **Power Supply:** Adapter / Power Grid
- **IP-Class:** 20
- **Electric Class:** 2
- **Number of Light Sources:** 1
- **Lamp Socket:** E27
- **Maximum Wattage:** 60 W
- **Power Requirements:** 220-240 V~50 Hz
- **Warranty:** 2 Years

Product Usage Instructions

This Lucide lighting fixture is designed for indoor use only, excluding bathrooms (unless a higher IP degree allows bathroom usage).

Safety Instructions:

- Ensure the product is installed and used according to the provided instructions.
- Do not use the product in wet environments, unless specifically stated as suitable.
- Follow local regulations for the collection and recycling of electrical and electronic equipment.
- If the product has a ground wire (green-yellow), connect it to the designated grounding point.
- Keep the lamp at a safe distance from flammable objects.
- Replace any damaged or broken protective glass immediately.

For more detailed specifications, dimensions, or technical drawings of this product, please visit www.lucide.com.

Thank you for purchasing a Lucide original!

This manual will hopefully guide you easily through the installation process. We aim to inspire and illuminate our clients by offering trendy, high-quality and affordable lighting. Welcome to the community of #illuminatesyourworld



Item number: 03713/01/30
EAN code: 5411212030788

CURF

RECOMMENDED LUCIDE LIGHT SOURCE

- 49020/05/60
- **Dimmable:** Yes
- **Included:** No



General

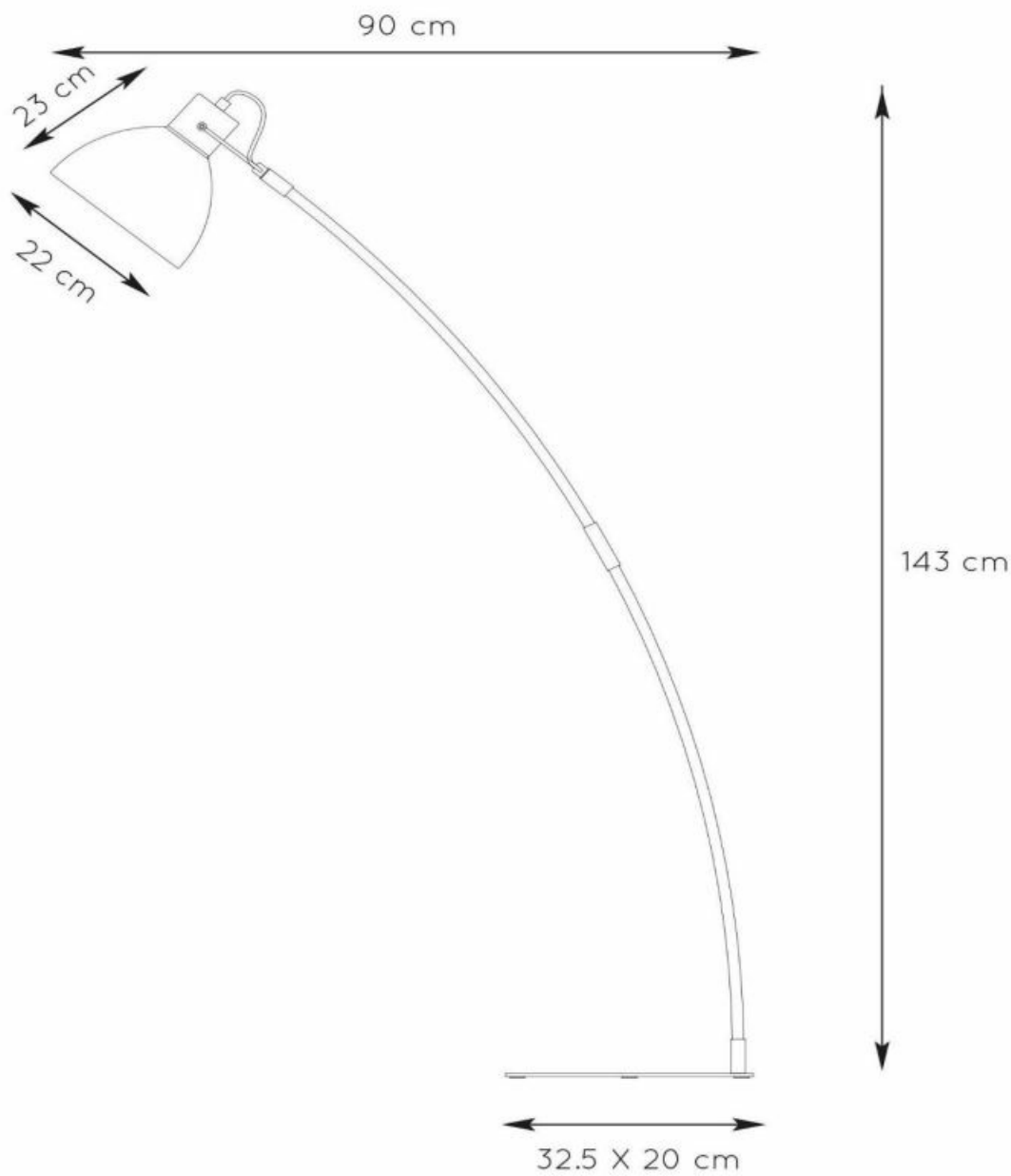
- **Dimensions LxWxH:** 32,5cm x 90cm x 143cm
- **Main material:** Wood
- **Color:** Black and Lightwood

- **Style:** Scandinavian
- **Shape:** Other
- **Weight:** 4,60kg

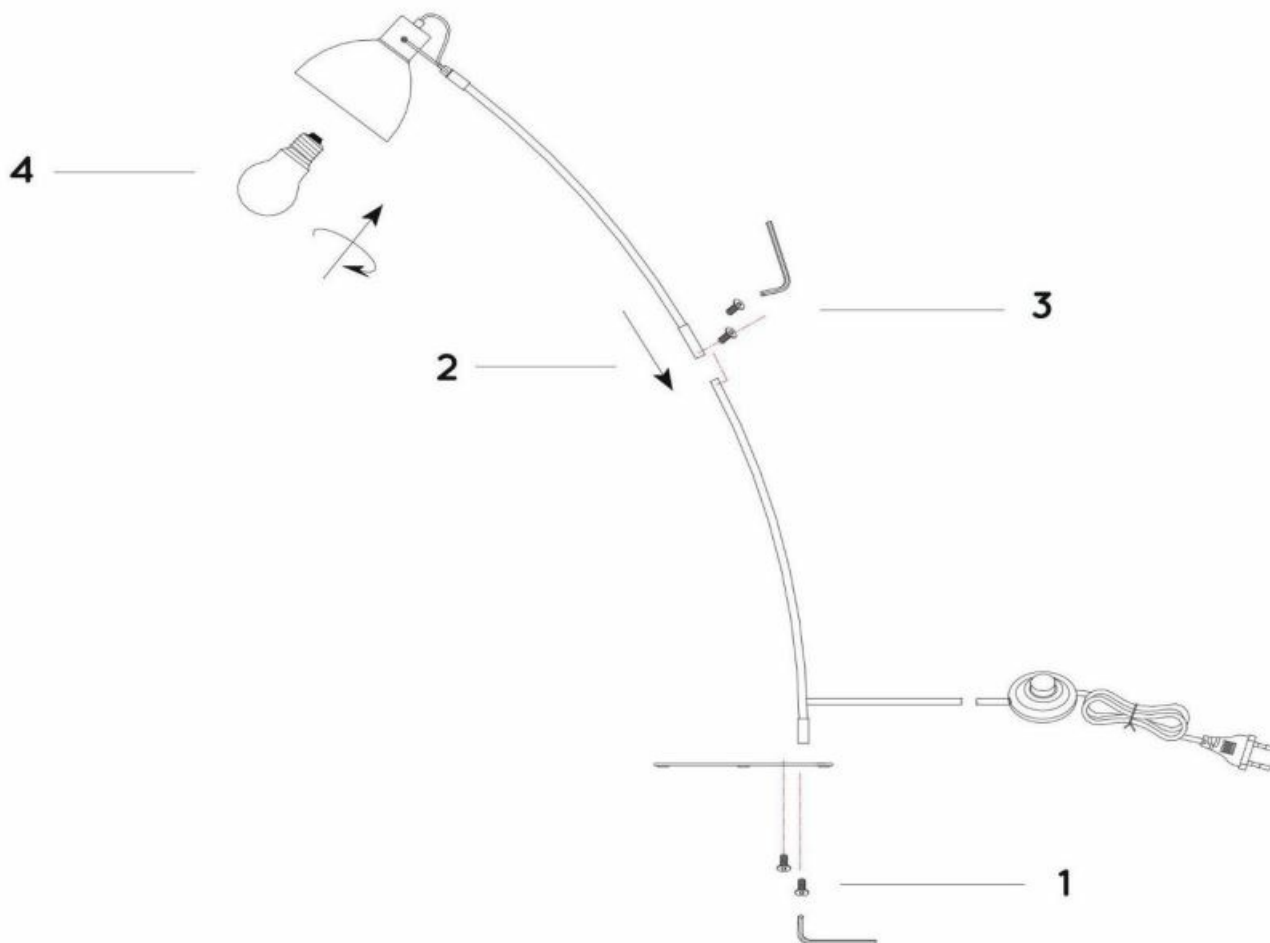
Specifications

- **Dimmable:** No
- **Light direction:** Downlight
- **Adjustable in height:** Not In Height Adjustable
- **Directional:** Rotatable & Tilttable (360 Degrees)
- **Cable:** Yes, Cable With Plug On Product
- **Cable length:** 200cm
- **Sensor:** Without Sensor
- **Control:** On/Off Switch – In The Cord
- **Power supply:** Adapter/Power Grid
- **IP-Class:** 20
- **Electric Class:** 2
- **Number of light sources:** 1
- **Lamp socket:** E27
- **Maximum wattage:** 60W
- **Power requirements:** 220-240V~50Hz **Warranty:** 2 Years

Dimensions



INSTALLATION DRAWING SPECIFICATIONS



Safety Instructions

Please read this notice carefully and keep it during the lifetime of this product. Follow the instructions for a safe and correct installation and functioning of the light fixture. The manufacturer does not accept any responsibility for damage caused by improper installation and service. Installation should always be done by a qualified electrician.

- Always isolate the power before commencing installation, maintenance, or repair.
- In case of doubts, please contact a qualified electrician.
- Please pay attention to locations where the item can be installed (indoor, outdoor, bathroom (for outdoor and bathroom installation, please see further). Indoor items cannot be used in humid places.
- Do not put the item in contact with water or any liquids or inflammable products.
- Always respect the minimal distance (indicated on the light) to inflammable products.
- During installation, make sure that the cables will not be squeezed or damaged by sharp edges. If the external flexible cable is damaged, it needs to be replaced exclusively by the manufacturer, his service agent, or a qualified electrician.
- This is to avoid all risks.
- Because the temperature of the item and the bulbs can get very high, they must cool down before being touched.
- Always use the correct bulb (respect type and maximal wattage as indicated on the product).

Explanation of the symbols which can appear on the fixture



- This item is only suitable for indoor use, exclusive bathroom (except if a higher IP degree permits that

the item can be used in the bathroom).



- Legislation requires that all electrical and electronic equipment must be collected for reuse and recycling. Electrical and electronic equipment marked with this symbol indicating separate collection of such equipment must be returned to a municipal waste collection point.



- **Class I:** The item has an earth connection. The earth wire (green-yellow) needs to be connected to the earth connection (marked with this symbol).



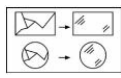
- **Class II:** The item is double insulated and must not be connected to the earth wire.



- **Class III:** The item is only suitable for lower voltage supply and must not be connected to the earth wire.



- **IP 20:** Protection against contact with a finger



- If the protection glass is damaged or broken, it needs to be replaced immediately.



- Please respect the minimum distance from the bulb to inflammable objects.

Warranty declaration:

Lucide NV warrants that the products supplied will be free from defects in material and workmanship for 2 years from the date of purchase by the end user if the item is installed and maintained properly as mentioned in the user manual.

Exclusions for the warranty:

1. Broken glass parts of the fixture will only be replaced within 14 days after purchasing by the end user.
2. Normal wear and tear, and discoloring as a result of normal use.
3. Damage is caused by external causes like fire, water, wrong use/ installation, or maintenance of the product.

For warranty claims, the customer needs to hand over the defective fixture/part and the original purchase ticket.

Further explanations can be found on our website. www.lucide.com

LUCIDE NV

LUCIDE NV BISSCHOPPENHOFLAAN 145, 2100 DEURNE, BELGIUM info@lucide.com tel: +32(0)3 366 22 04
www.lucide.com

DISCOVER OUR COLLECTION!

Visit our website and discover our entire collection



CURIOUS ABOUT OUR BRAND?

Our brand video gives you a glimpse behind the scenes at Lucide



#ILLUMINATESYOURWORLD


Take a look at how others around the world use Lucide products



Follow us for the latest lighting trends!



Documents / Resources

	<p>LUCIDE 03713-01-30 Floor Reading Lamp [pdf] Instruction Manual</p> <p>03713-01-30 Floor Reading Lamp, 03713-01-30, Floor Reading Lamp, Reading Lamp, Lamp</p>
---	--

References

-  [Lucide lighting - Illuminates your world.](#)