

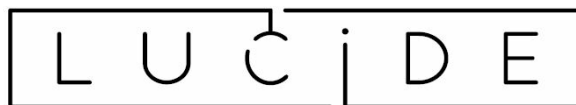


LUCiDE 02807-04-30 JIVE Rechargeable Table Lamp Installation Guide

[Home](#) » [LUCiDE](#) » LUCiDE 02807-04-30 JIVE Rechargeable Table Lamp Installation Guide 

Contents

- [1 LUCiDE 02807-04-30 JIVE Rechargeable Table Lamp](#)
- [2 Specifications](#)
- [3 TECHNICAL DRAWING & DIMENSIONS](#)
- [4 INSTALLATION DRAWING SPECIFICATIONS](#)
- [5 Warranty declaration](#)
- [6 Documents / Resources](#)



LUCiDE 02807-04-30 JIVE Rechargeable Table Lamp



Thank you for purchasing a Lucide original! This manual will hopefully guide you easily through the installation process. We aim to inspire and illuminate our clients by offering trendy, high-quality, and affordable lighting. Welcome to the community of #illuminatesyourworld



DISCOVER OUR COLLECTION!

Visit our website and discover our entire collection



CURIOUS ABOUT OUR BRAND?

Our brand video gives you a glimpse behind the scenes at Lucide



ILLUMINATESYOURWORLD

Take a look at how others around the world use Lucide products

General

- Dimensions LxWxH: 13,7cm x 13,7cm x 21,3cm Main material: Abs
- Color: Black and Opal
- Style: Modern
- Shape: Other
- Weight: 0,35kg

Charging time 4 hours

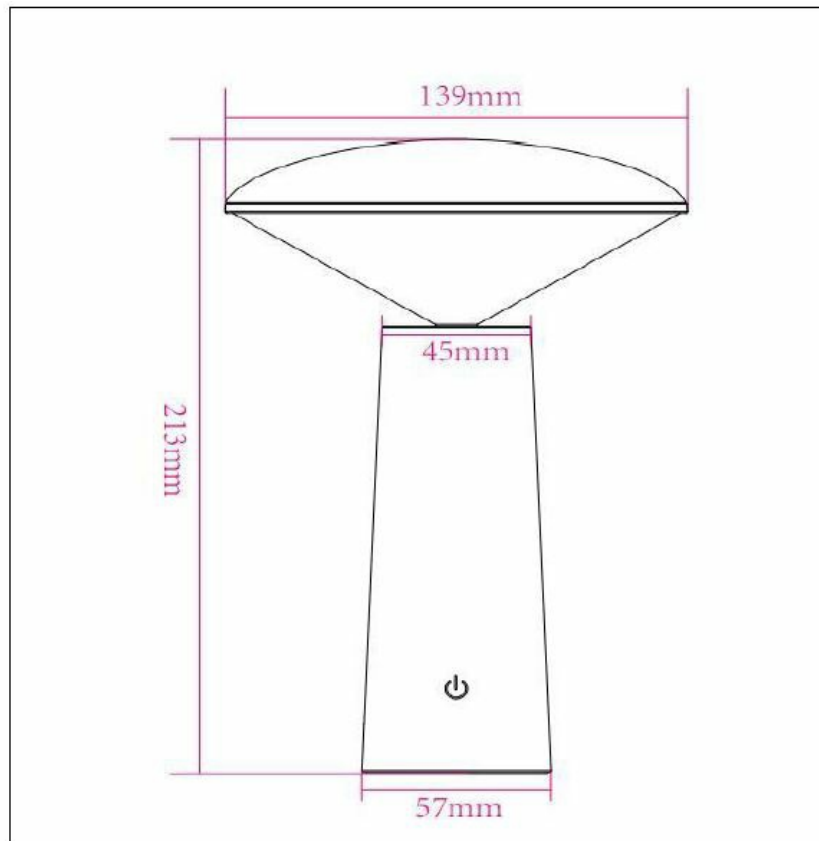
Working time 4 hours Regarcheagle

- Step 1 6500 K
- Step 2 3000 K
- Step 3 4750 K

Specifications

- Dimmable: Yes
- Light direction: Around (Diffuse)
- Adjustable in height: Not In Height Adjustable Directional: Not Directional
- Cable: Yes, Cable With Plug Product Cable length: 100cm
- Sensor: Without Sensor
- Control: Dimmer – On The Product
- Power supply: Battery pack
- IP-Class: 44
- Electric Class: 3
- Number of light sources: 1
- Lamp socket: Integrated LED
- Maximum wattage: 4W
- Power requirements: 5V
- Lumen: 180Lm
- Color temperature: 3000K
- Color Rendering Index: 90
- Expected lifetime: 10000h
- Warranty: 3 Years

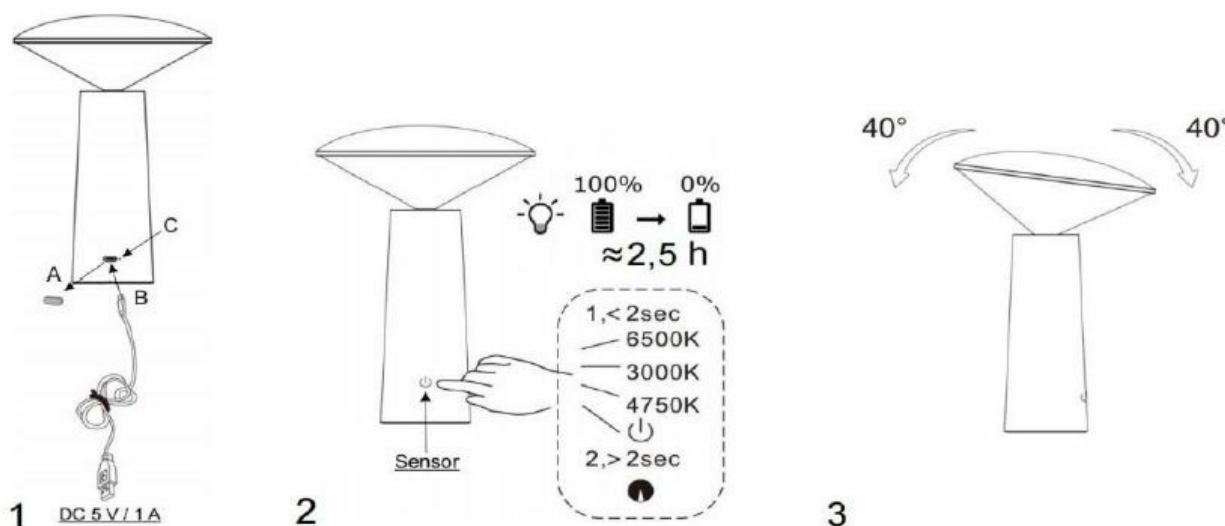
TECHNICAL DRAWING & DIMENSIONS



The explanation of the IP ratings can be found in the safety instructions.



INSTALLATION DRAWING SPECIFICATIONS



Safety Instructions for Outdoor Items

Please read this notice carefully and keep it during the lifetime of this product. Follow the instructions for a safe and correct installation and functioning of the light fixture. The manufacturer does not accept any responsibility for damage caused by improper installation and service. Installation should always be done by a qualified electrician. Always isolate the power before commencing installation, maintenance or repair. In case of doubts, please contact a qualified electrician. Please pay attention to locations where the item can be installed (indoor, outdoor, bathroom (for outdoor and bathroom installation, please see further). Indoor items cannot be used in humid places. Do not put the item in contact with water or any liquids or inflammable products. Always respect the minimal distance (indicated on the light) to inflammable products.

During installation, make sure that the cables will not be squeezed or damaged by sharp edges. If the external flexible cable is damaged, it needs to be replaced exclusively by the manufacturer, his service agent, or a qualified electrician.

This is to avoid all risks. Because the temperature of the item and the bulbs can get very high, they must cool down before being touched. Always use the correct bulb (respect type and maximal wattage as indicated on the product).

Explanation of the symbols which can appear on the fixture



This item is only suitable for indoor use, exclusive bathroom (except if a higher IP degree permits that the item can be used in the bathroom).



Legislation requires that all electrical and electronic equipment must be collected for reuse and recycling.



Electrical and electronic equipment marked with this symbol indicating a separate collection of such equipment must be returned to a municipal waste collection point.



Class I: The item has an earth connection. The earth wire (green-yellow) needs to be connected to the earth connection (marked with this symbol).



Class II: The item is double insulated and must not be connected to the earth wire.

Class III: The item is only suitable for lower voltage supply and must not be connected to the earth wire.



IP 44 : Splashproof



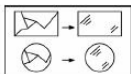
IP 54 : Dust-protected and splashproof



IP 65 : Dust-tight and protected against water jets



IP 67 : Dust-proof and protected against immersion for 30 minutes



If the protection glass is damaged or broken, it needs to be replaced immediately.



Please respect the minimum distance from the bulb to inflammable objects.

Warranty declaration

Lucide NV warrants that the products supplied will be free from defects in material and workmanship for a period of 3 years from the date of purchase by the end user if the item is installed and maintained properly as mentioned in the user manual. Exclusions for the warranty:

1. Broken glass parts of the fixture will only be replaced within 14 days after purchasing by the end user.
2. Normal wear and tear, and discoloring as a result of normal use.
3. Damage is caused by external causes like fire, water, wrong use/ installation, or maintenance of the product.


For warranty claims, the customer needs to hand over the defective fixture/part and the original purchase ticket.

Further explanations can be found on our website. www.lucide.com

LUCIDE NV

LUCIDE NV BISSCHOPPENHOFLAAN 145, 2100 DEURNE, BELGIUM info@lucide.com tel: +32(0)3 366 22 04
www.lucide.com

Documents / Resources

	<p>LUCiDE 02807-04-30 JIVE Rechargeable Table Lamp [pdf] Installation Guide</p> <p>02807-04-30, 02807-04-30 JIVE Rechargeable Table Lamp, JIVE Rechargeable Table Lamp, R echargeable Table Lamp, Table Lamp, Lamp</p>
---	---