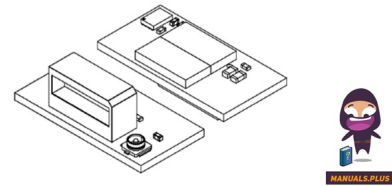


LOYTEC **LOYTEC LOYBT-MODULE1 BLE 5.4
Module**



LOYTEC LOYBT-MODULE1 BLE 5.4 Module User Manual

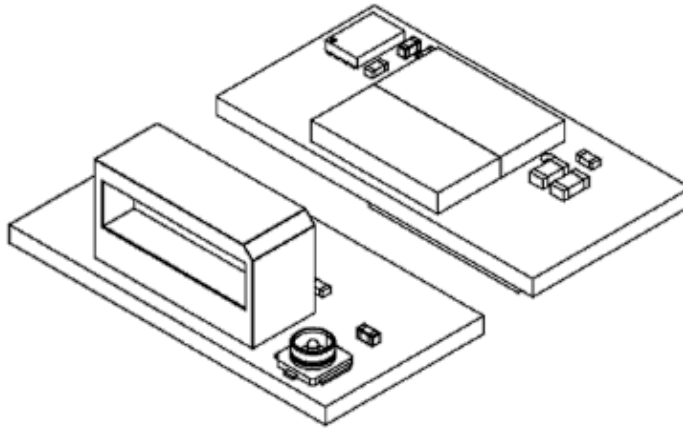
[Home](#) » [LOYTEC](#) » LOYTEC LOYBT-MODULE1 BLE 5.4 Module User Manual 

Contents

- [1 LOYTEC LOYBT-MODULE1 BLE 5.4 Module](#)
- [2 Product Usage Instructions](#)
- [3 Introduction](#)
- [4 Features](#)
- [5 Specs](#)
- [6 Product Dimension](#)
- [7 Pin Assignment](#)
- [8 FCC Compliance Statement](#)
- [9 Frequently Asked Questions](#)
- [10 Documents / Resources](#)
 - [10.1 References](#)
- [11 Related Posts](#)

LOYTEC

LOYTEC LOYBT-MODULE1 BLE 5.4 Module



Features

The LOYBT-MODULE1 is a Bluetooth 5.4 (BLE) stack module with the following features:

- GPIOs
- SPI
- UART
- I2C
- PWM
- ADC
- NFC interfaces for connecting peripherals and sensors

Application

The module is suitable for various applications requiring Bluetooth Low Energy connectivity and communication with peripherals and sensors.

Specifications

The LOYBT-MODULE1 operates on Bluetooth 5.4 technology based on the Nordic nRF52840 SIP solution.

Product Usage Instructions

Installation

1. Ensure the host device is powered off.
2. Insert the module into the designated slot on the host device.
3. Power on the host device and follow the device-specific pairing instructions.

Configuration

To configure the module, utilize the GPIOs, SPI, UART, I2C, PWM, ADC, and NFC interfaces as needed based on your application requirements.

Maintenance

Regularly check for firmware updates provided by LOYTEC to ensure optimal performance of the module.

Document Information

Revision History

Date	Version	Author	Description
2024-12-30	1.2	ND	Modifications for FCC filing
2024-12-17	1.1	ND	Added FCC Compliance Statement
2024-08-19	1.0	ND	Initial release V1.0

Contributors

Niko Delarich

Reviewers

Thomas Rauscher

Introduction

The LOYTEC LOYBT-MODULE1 is a BT 5.4 (BLE) stack module based on the Nordic nRF52840 SIP (System-in-Package) solution, which incorporates: GPIOs, SPI, UART, I2C, PWM, ADC, and NFC interfaces for connecting peripherals and sensors.

Features

- Embedded 2.4 GHz transceiver supports Bluetooth 5.4 (BLE)
- **Compact size:** (W) 20.0 x (H) 10.0 x (D) 7.6 mm
- Low power requirements
- Bluetooth © SIG Mesh compatible

Application

- Building control, Smart Home
- Industrial IoT
- BLE Beacons
- Bluetooth © SIG Mesh networks

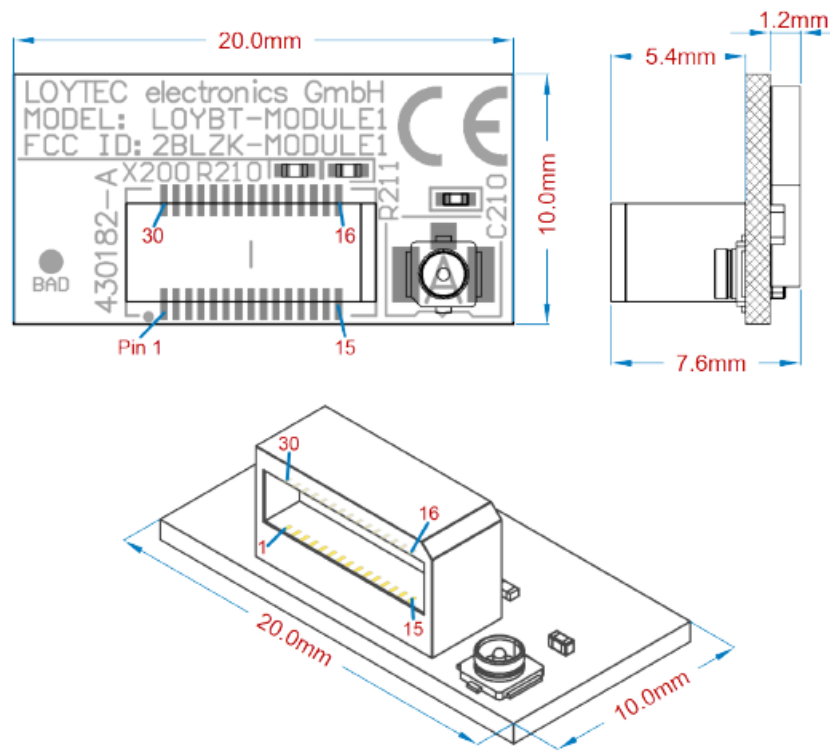
Specs

- Bluetooth 5, IEEE 802.15.4, 2.4 GHz transceiver
- 32-bit ARM Cortex-M4F CPU
- ARM CryptoCell 310
- 1MB Flash, 256 kB SRAM
- 23 GPIOs including 8 ADC
- **Interfaces:** UART, SPI, NFC
- **Power supply:** 1.7 V to 3.6 V
- **Temperature:** -40 to +85 °C
- ADC: 12 bit, 200ksps
- **Product Name:** LOYBT-MODULE1
- **Bluetooth Version:** BLE 5.4

- **Based on:** Nordic nRF52840
- **Manufacturer:** LOYTEC electronics GmbH, Vienna
- **Dimensions:** (W) 20.0 x (H) 10.0 x (D) 7.6 mm

Product Dimension

Size: (W) 20.0 x (H) 10.0 x (D) 7.6 mm



Pin Assignment

Pin #	Name	Function
1	GND	Ground
2	VDD	Power supply 1.7 – 3.6 V
3	P0.23	General-purpose digital I/O
4	P.028	General-purpose digital I/O (low frequency only)
	AIN4	Analog input
5	P0.29	General-purpose digital I/O (low frequency only)
	AIN5	Analog input
6	P0.11	General-purpose digital I/O
7	P0.30	General-purpose digital I/O (low frequency only)
	AIN6	Analog input
8	P0.25	General-purpose digital I/O

9	P0.31	General-purpose digital I/O (low frequency only)
	AIN7	Analog input
10	P0.27	General-purpose digital I/O
11	P0.02	General-purpose digital I/O (low frequency only)
	AIN0	Analog input
12	P0.15	General-purpose digital I/O
13	P0.03	General-purpose digital I/O (low frequency only)
	AIN1	Analog input
14	P0.04	General-purpose digital I/O
	AIN2	Analog input
15	P0.05	General-purpose digital I/O
	AIN3	Analog input
16	GND	Ground
17	VDD	Power supply 1.7 – 3.6 V
18	SWCLK	Debug interface
19	SWDIO	Debug interface
20	P0.24	General-purpose digital I/O
	MISO	SPI MISO
21	P0.22	General-purpose digital I/O
	SCK	SPI Clock
22	P0.20	General-purpose digital I/O
	MOSI	SPI MOSI
23	nRESET	Reset, active-low, integrated pull-up to VDD
24	P0.21	General-purpose digital I/O
25	P0.16	General-purpose digital I/O
26	P0.19	General-purpose digital I/O
27	P0.14	General-purpose digital I/O
	TXD	UART Transmit
28	P0.12	General-purpose digital I/O
	RXD	UART Receive
29	P0.09	General-purpose digital I/O (low frequency only)
	NFC1	NFC interface
30	P0.10	General-purpose digital I/O (low frequency only)

	NFC2	NFC interface
--	------	---------------

Specification

- **RF IC:** Nordic nRF52840, Crystal Frequency: 32 MHz & 32.768 kHz
- **Serial flash:** Renesas AT25XE161-MAHN-T, 16 MBit

Any technical spec shall refer to the official documents of Nordic/Renesas as final reference.

Absolute Maximum Ratings

	Min.	Max.	Unit
Supply voltage			
VDD	-0.3	+3.9	V
I/O pin voltage			
VI/O	-0.3	VDD + 0.3 V (max 3.9 V)	V
NFC pin current			
INFC1/2		80	mA
Radio			
RF input level		10	dBm
Environmental			
Storage temperature	-40	+125	°C
Moisture sensitivity		Level 2	
ESD HBM		2	kV
ESD CDMQF		750	V
Flash Memory			
Endurance (nRF52)	10 000 write/erase cycles		
Endurance (Renesas)	100 000 write/erase cycles		
Retention (nRF52)	10 years at 40 °C		
Retention (Renesas)	20 years		

Characteristics

	Min.	Typ.	Max.	Unit
Supply voltage				
VDD	1.7	3.3	3.6	V
Rise time to 1.7 V			60	ms
Environmental				
Operating temperature	-40	25	85	°C
Power consumption (@ 3V, 25 °C)				
Sleep current	1	1.5	2.5	µA
Max. current			50	mA
Clock frequencies				
Main clock		32		MHz
Real time clock		32 768		kHz

FCC Compliance Statement

This device complies with part 15 of the FCC Rules. Operation is subject to the following two conditions:

1. This device may not cause harmful interference, and
2. This device must accept any interference received, including interference that may cause undesired operation.

CAUTION: The grantee is not responsible for any changes or modifications not expressly approved by the party responsible for compliance. Such modifications could void the user's authority to operate the equipment.

NOTE: This equipment has been tested and found to comply with the limits for a Class B digital device, pursuant to part 15 of the FCC Rules. These limits are designed to provide reasonable protection against harmful interference in a residential installation. This equipment generates, uses, and can radiate radio frequency energy, and if not installed and used in accordance with the instructions, may cause harmful interference to radio communications. However, there is no guarantee that interference will not occur in a particular installation. If this equipment does cause harmful interference to radio or television reception, which can be determined by turning the equipment off and on, the user is encouraged to try to correct the interference by one or more of the following measures:

- Reorient or relocate the receiving antenna.
- Increase the separation between the equipment and receiver.
- Connect the equipment into an outlet on a circuit different from that to which the receiver is connected.
- Consult the dealer or an experienced radio/TV technician for help.

Contact

- LOYTEC electronics GmbH
- Blumengasse 35
- A-1170 Vienna
- AUSTRIA/EUROPE

- support@loytec.com
- <http://www.loytec.com>
- Version 1.2
- Document No. 88096603


LOYTEC MAKES AND YOU RECEIVE NO WARRANTIES OR CONDITIONS, EXPRESS, IMPLIED, STATUTORY OR IN ANY COMMUNICATION WITH YOU, AND LOYTEC SPECIFICALLY DISCLAIMS ANY IMPLIED WARRANTY OF MERCHANTABILITY OR FITNESS FOR A PARTICULAR PURPOSE.

No part of this publication may be reproduced, stored in a retrieval system, or transmitted, in any form or by any means, electronic, mechanical, photocopying, recording, or otherwise, without the prior written permission of LOYTEC.

Frequently Asked Questions

- **Q: Can the module be used in outdoor environments?**
 - A: The module is designed for indoor use and may not withstand harsh outdoor conditions.
- **Q: How can I reset the module to factory settings?**
 - A: To reset the module, refer to the user manual for specific instructions on performing a factory reset.

Documents / Resources

 <p>LOYBT-MODULE1</p> <p>LOYTEC Electronics GmbH, Vienna</p>	<p>LOYTEC LOYBT-MODULE1 BLE 5.4 Module [pdf] User Manual</p> <p>2BLZK-MODULE1, 2BLZKMODULE1, LOYBT-MODULE1 BLE 5.4 Module, LOYBT-MODULE1, BLE 5.4 Module, Module</p>
---	---

References

- [User Manual](#)

Manuals+ Privacy Policy

This website is an independent publication and is neither affiliated with nor endorsed by any of the trademark owners. The "Bluetooth®" word mark and logos are registered trademarks owned by Bluetooth SIG, Inc. The "Wi-Fi®" word mark and logos are registered trademarks owned by the Wi-Fi Alliance. Any use of these marks on this website does not imply any affiliation with or endorsement.