



Contents [[hide](#)]

- 1 [LOXONE Miniserver Compact Edge Solutions](#)
- 2 [Specifications](#)
- 3 [Introduction](#)
- 4 [01 Section](#)
- 5 [FOUNDATION TRAINING](#)
- 6 [COMPLETE A PERSONAL PROJECT](#)
- 7 [CONTINUED EDUCATION](#)
- 8 [PROMOTE YOUR AUTOMATION BUSINESS](#)
- 9 [SECURE AUTOMATION PROJECTS](#)
- 10 [EVERYTHING FROM A SINGLE SOURCE](#)
- 11 [FAQS](#)
- 12 [Documents / Resources](#)
 - 12.1 [References](#)



LOXONE Miniserver Compact Edge Solutions



Specifications

- Product Name: GPU AidRTENER
- Manufacturer: Loxone
- Website: loxone.com

Introduction

Your path to profitable automation starts with the GPU AidRTENER. Learn, apply, and succeed with Loxone products in new builds and renovations. Achieve automation of lighting, climate control, security, shading, and more without the need to hire subcontractors.

Section 01: Build Your Foundation

Begin by setting up the GPU AidRTENER to establish a solid foundation for your automation projects. Follow these steps:

1. Locate a suitable placement for the GPU AidRTENER in your space.
2. Connect the GPU AidRTENER to a power source using the provided cables. Refer to

the user manual for detailed instructions on connecting the GPU AIDRTENER to other automation devices.

3. Power on the GPU AIDRTENER and follow the on-screen prompts to set up your automation system.



LEARN, APPLY, AND SUCCEED WITH LOXONE

We empower our partners with in-person and online training, as well as continued project support from experienced Loxone professionals.

- Build your foundation with training from Loxone pros.
- Prove your knowledge and build confidence with a personal project.
- Promote your new expertise and secure automation projects in new builds and renovations alike. Take on lighting, climate, security, shading, and more without the need to hire subcontractors.



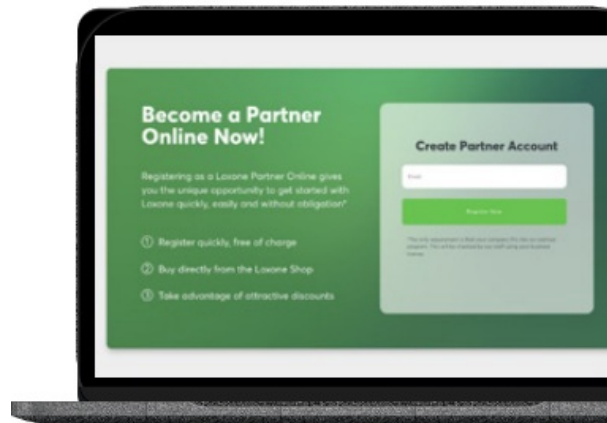
01 Section

PARTNER REGISTRATION



Become a Registered Loxone Partner for free o charge to unlock training and support options to start you on the road to success. Registered partners receive a 10% discount on product purchases, which increases as. You advance to Silver, Gold & Platinum status. Registration also grants you access to the Loxone Partner Port, where you'll find a wealth of educational resources and a library of function blocks for use in the Loxone

Config. Commissioning platform.



FOUNDATION TRAINING


Learn the basics of installing and configuring Loxone solutions for smart homes and buildings in only 4 days. After the Foundation Training will be prepared to:

- Install and program Loxone solutions
- Simplify wiring, configuration, and more in every project
- Receive marketing guidance
- Sell with confidence to meet your clients' needs
- Receive Partner Coach support for all projects
- Join hands-on workshops with the latest Loxone technology



COMPLETE A PERSONAL PROJECT

The best way to truly understand what it means to live with Loxone is to experience it yourself in your own home or office. Perfect your install and integration skills by completing a personal project at your home or business with PartnerCoach support and generous discounts. Each Loxone Partner receives their personal entire order up to \$25,000. Review past partner projects in the Partner Project section of the website to draw inspiration and see what's possible.



CONTINUED EDUCATION

Improve and expand your skills with ongoing and specialized training. Also, further your mastery of Loxone solutions with a wealth of free educational resources. Technical documentation and additional educational courses are provided directly in the Partner Portal for your convenience. Technical data sheets on the site can guide you through product or installation questions, while in-depth resources live directly in the Config. This includes programming examples and in-depth technical use cases for easy reference as you work.

Become a Loxone Partner now!



PROMOTE YOUR AUTOMATION BUSINESS

As a Loxone Partner, you'll receive robust cross-promotional support from us. As you complete projects, you may submit them as reference projects in the Partner Portal to

feature them directly on the Loxone website. Your work is amplified across all Loxone digital channels as well to maximize your work's reach to relevant audiences. Our success is shared, and you are a vital part of the company's DNANA. Check out our Partner Projects section on the site and our YouTube channel for examples of past partner promotion.

Branded Loxone marketing materials, including system brochures, car decals, t-shirts, and more, are provided to you at the beginning of your partner engagement to make selling easier.



SECURE AUTOMATION PROJECTS

Your existing customers and prospects are your best starting point. Leverage your network and newfound knowledge to elevate and improve your future projects.

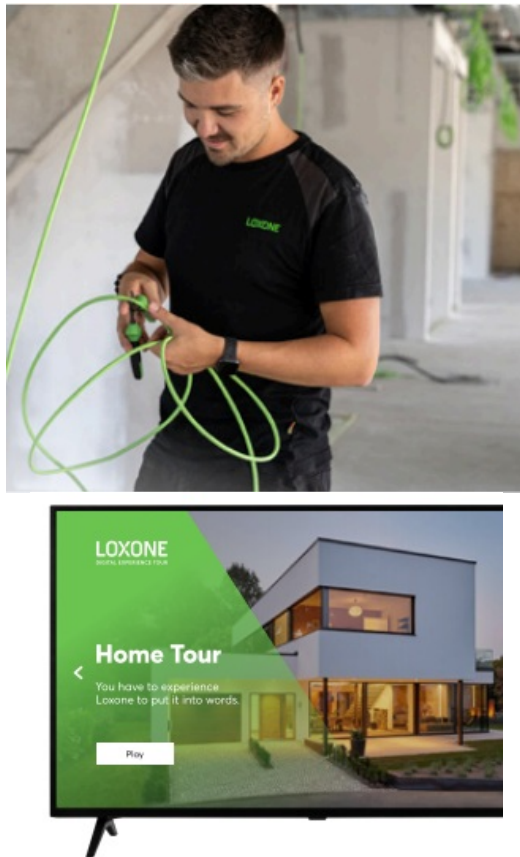
NETWORKING. Put yourself where your customers are. Trade shows, industry events, local builders, developers, and electrician/technical groups are amazing resources for growing your network and showing off your expertise.

ON-GOING SUPPORT. Our domestic-based PartnerCoaches are here from day one to

provide comprehensive technical support for new and existing projects, as well as assist in project planning. You always have a team behind you for all LoxoneProjects!

FINALLY. Leverage the Loxone Digital Experience Tour to bring Loxone directly to your customers in a low-cost, highly engaging way.

LOXONE Home Tour



EVERYTHING FROM A SINGLE SOURCE

From A for Audio to Z for Zoned Heating Control, the Miniserver handles a wide range of tasks, prioritizing security, convenience, and energy efficiency. Its highly flexible and scalable design ensures it can be tailored to meet the unique requirements of any project.



We are mostly known for being a hardware manufacturer. However, our hardware is only the tip of the iceberg! We are a software company. First and foremost, 85% of our development efforts go into our software tools. These tools differentiate us from the rest of the market.



BECOME A LOXONE PARTNER NOW!

- We're here to help.
- Email or call for support.
- office@loxone.us
- ([610-810-3344](tel:610-810-3344)




FAQS

How do I troubleshoot connectivity issues with the GPUaidRTNER?

If you encounter connectivity issues, try the following steps: *Ensure that the

GPUAIDRTENER is within range of your network's Wi-Fi signal. *Restart your router and the GPUAIDRTENER.* Check for any firmware updates for the GPUAIDRTENER on the Loxone website. *Contact Loxone customer support for further assistance if the issue persists.

Documents / Resources

	LOXONE Miniserver Compact Edge Solutions [pdf] User Guide Miniserver Compact Edge Solutions, Compact Edge Solutions, Edge Solutions
-----------------------------------------------------------------------------------	--------------------------------------------------------------------------------------------------------------------------------------------------------

References

- [User Manual](#)

Compact Edge Solutions, Edge Solutions, LOXONE, Miniserver Compact Edge Solutions

Leave a comment

Your email address will not be published. Required fields are marked *

Comment *

Name

Email

Website

☐ Save my name, email, and website in this browser for the next time I comment.

Post Comment

Search:

Search

[Manuals+](#) | [Upload](#) | [Deep Search](#) | [Privacy Policy](#) | [@manuals.plus](#) | [YouTube](#)

This website is an independent publication and is neither affiliated with nor endorsed by any of the trademark owners. The "Bluetooth®" word mark and logos are registered trademarks owned by Bluetooth SIG, Inc. The "Wi-Fi®" word mark and logos are registered trademarks owned by the Wi-Fi Alliance. Any use of these marks on this website does not imply any affiliation with or endorsement.