



[Home](#) » [lowes](#) » **Lowes TR-WF188957AAL Console Table with 4 Drawer Instruction Manual** 

## Contents [ [hide](#) ]

- [1 Lowes TR-WF188957AAL Console Table with 4 Drawers](#)
- [2 Product Specifications](#)
- [3 Component List](#)
- [4 ASSEMBLY INSTRUCTION](#)
- [5 WARNING](#)
- [6 Frequently Asked Questions](#)
- [7 Documents / Resources](#)
  - [7.1 References](#)



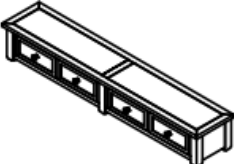

## Lowes TR-WF188957AAL Console Table with 4 Drawers



**Product Specifications**

- Item: Console Table
- Assembly Required: Yes
- Recommended Number of Assemblers: 2 persons
- Approximate Assembly Time: 1/2 hours

**Component List**

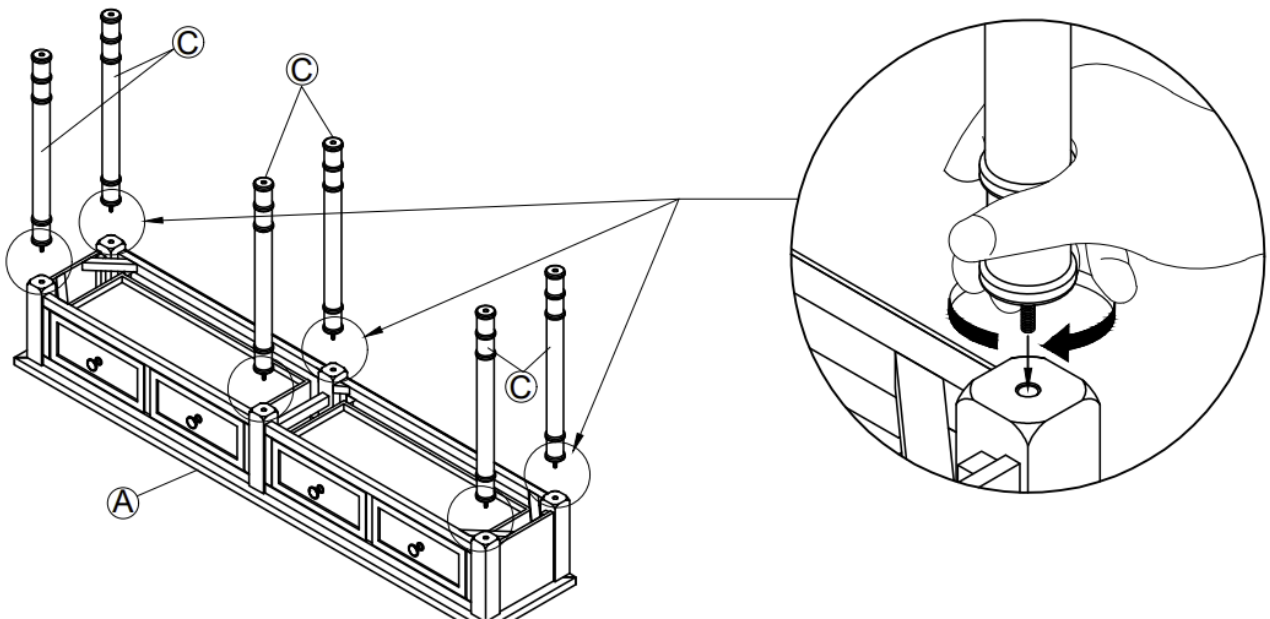
No.	Component	Q'ty
	Side Table	1
	Shelves	1

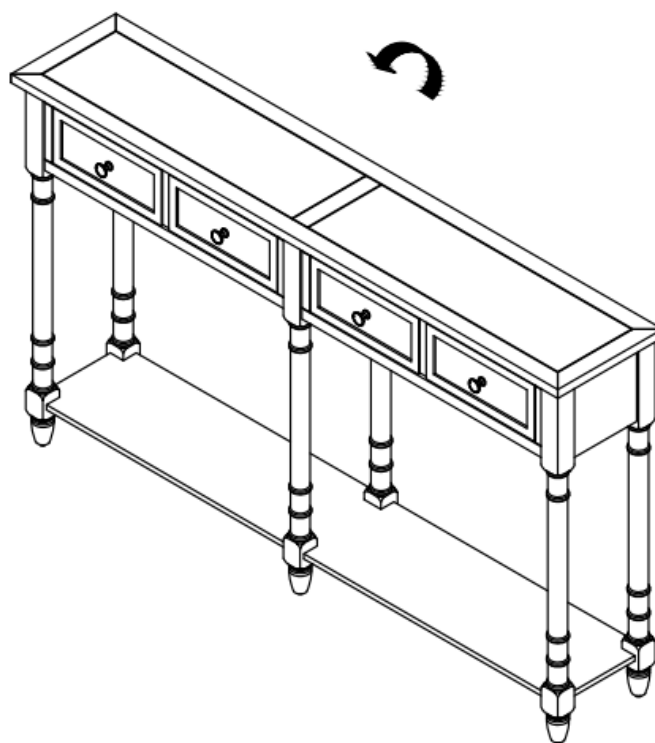
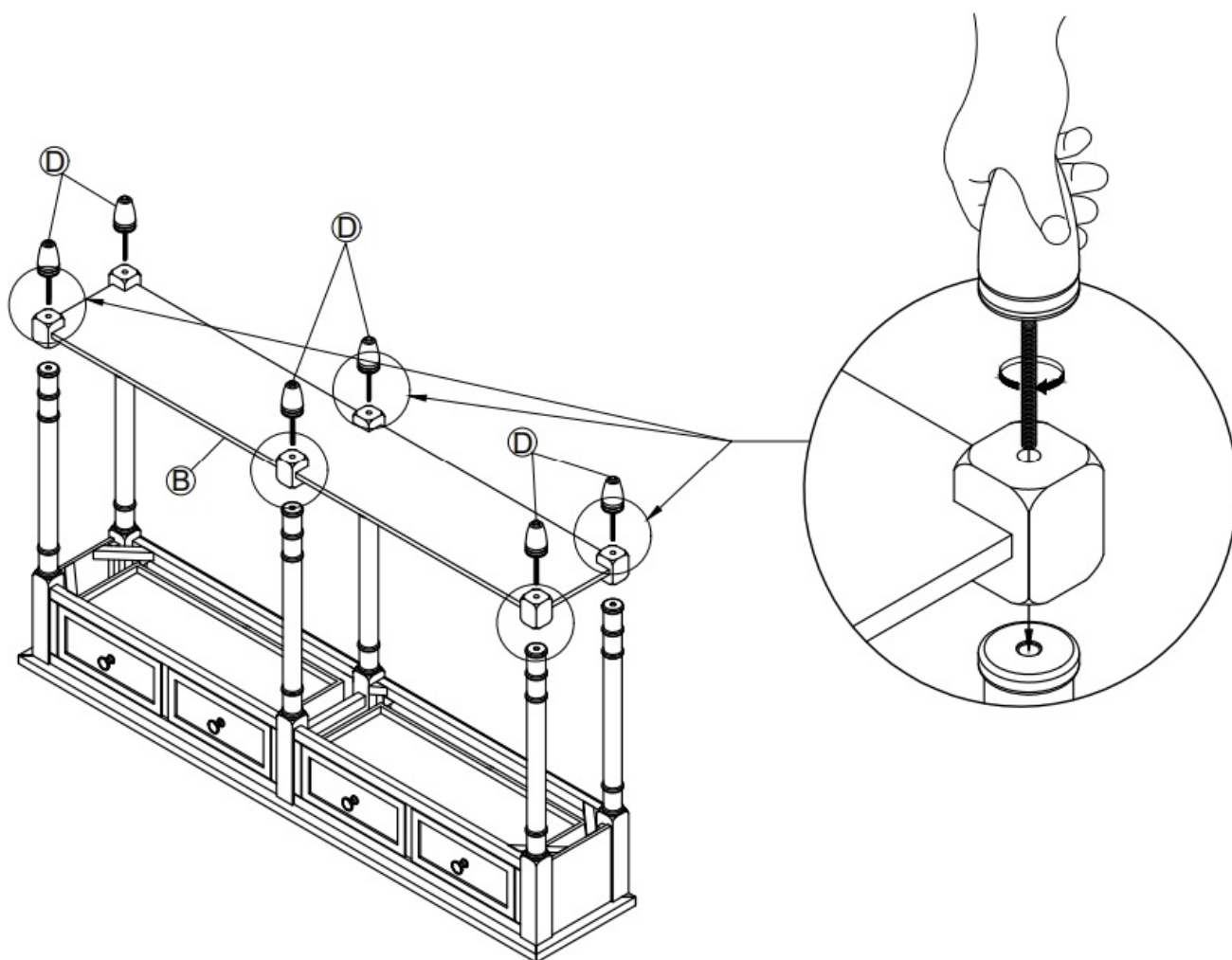
	Legs  legs	6  6
---	------------------	------------

Thank you for purchasing this quality product. Be sure to check all packing material carefully for small parts, which may have come loose inside the carton during shipment. Identify and count all parts and compare with the parts list below.

## ASSEMBLY INSTRUCTION

1. Remove hardware from the box and sort by size.
2. Please check to see that all hardware and parts are present prior start of assembly.
3. Please follow the attached instructions in the same sequence as numbered to assure fast and easy assembly





## WARNING

1. Don't attempt to repair or modify parts that are broken or defective. Please contact the store immediately.

2. This product is for home use only and not intended for commercial establishments.
3. Two people are required for the assembly.
4. Approximate assembly time: 1/2 hours.
5. CParts and fittings contained in the box
  - Please sort out all parts before you begin to assemble the item.
  - This is to make sure you always use the correct part.
6. It is **STRONGLY RECOMMENDED** that you **ANCHOR** this product
  - Toppling furniture can cause serious injuries and death.
  - This product has not been fitted with an anchor strap.
  - To prevent your furniture from tipping forward, it is strongly recommended that you securely attach this product to a wall or other solid surface, using the anchor straps provided and appropriate fixings.

## Frequently Asked Questions

### **Q: Can this console table be used outdoors?**

A: No, this product is designed for home use only and is not suitable for outdoor environments.


### **Q: How do I anchor the console table?**

A: It is recommended to securely attach the product to a wall or solid surface using the provided anchor straps and appropriate fixings to prevent tipping.

### **Q: What should I do if a part is missing?**

A: If any part is missing, please contact us at [lowes.team@qualfurn.net](mailto:lowes.team@qualfurn.net) for assistance in obtaining the missing component.

## Documents / Resources

	<p><a href="#">Lowes TR-WF188957AAL Console Table with 4 Drawer [pdf]</a> Instruction Manual</p> <p>TR-WF188957AAL Console Table with 4 Drawer, TR-WF188957AAL, Console Table with 4 Drawer, Table with 4 Drawer, 4 Drawer, Table</p>
---	---

## References

- [User Manual](#)

lowes

4 Drawer, Console Table with 4 Drawer, lowes, table, Table with 4 Drawer, TR-WF188957AAL, TR-WF188957AAL Console Table with 4 Drawer

—Previous Post

**Lowes 21409 Adjustable Floor Lamp Instruction Manual**

## Leave a comment

Your email address will not be published. Required fields are marked \*

Comment \*

Name

Email

Website

☐ Save my name, email, and website in this browser for the next time I comment.

Post Comment

Search:

e.g. whirlpool wrf535swhz

Search

This website is an independent publication and is neither affiliated with nor endorsed by any of the trademark owners. The "Bluetooth®" word mark and logos are registered trademarks owned by Bluetooth SIG, Inc. The "Wi-Fi®" word mark and logos are registered trademarks owned by the Wi-Fi Alliance. Any use of these marks on this website does not imply any affiliation with or endorsement.