



Contents [[hide](#)]

- [1 Lowes 4 Digit Password Combination Padlock](#)
- [2 Specifications](#)
- [3 How to Set a Password](#)
- [4 FAQ](#)
- [5 Documents / Resources](#)
 - [5.1 References](#)

Lowes

Lowes 4 Digit Password Combination Padlock



Specifications

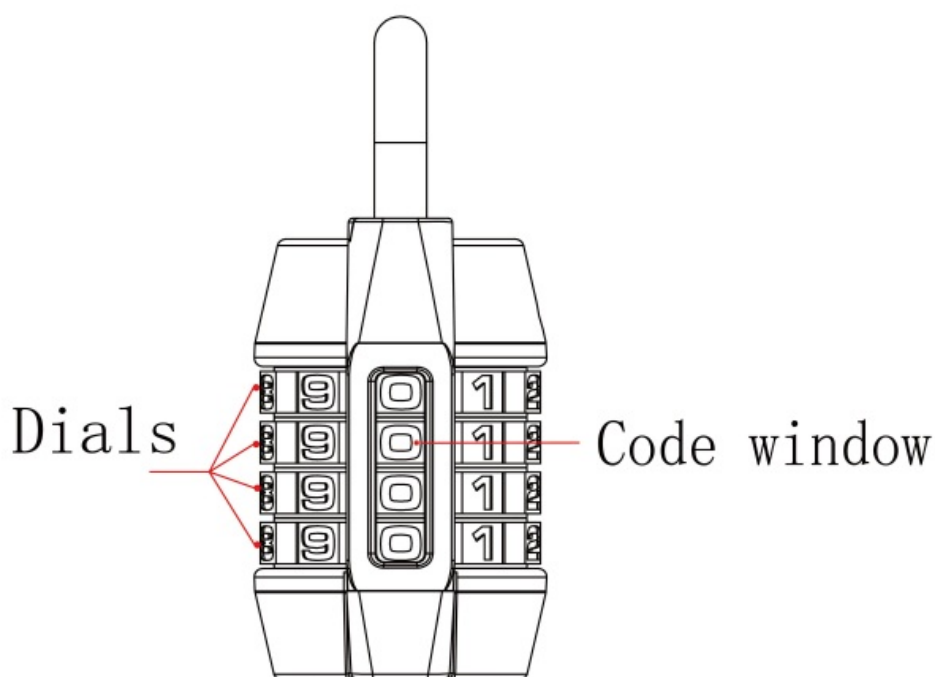
| Component | Description |
|-----------|-----------------------------------|
| Dials | Used to set the combination code. |

| | |
|-------------|---|
| Code Window | Displays the current combination code. |
| Button | Used to confirm and set the new combination code. |

How to Set a Password

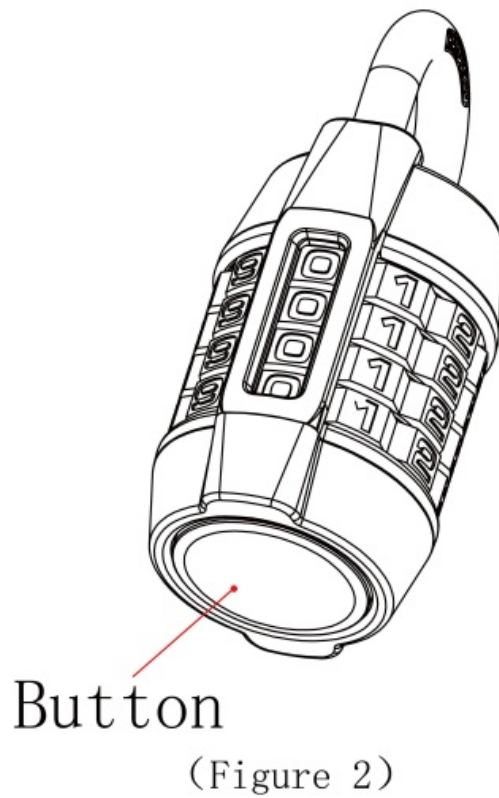
The factory opening password of the lock is **0-0-0-0**. If the user needs to reset the password, the steps are as follows:

1. Adjust the dials so that the number in the code window is displayed as the initial **0-0-0-0** (Figure 1).



(Figure 1)


2. Press and hold the button (Figure 2) with your hand. Turn the dials to select the number in the code window, which is the code you need (please remember).
3. Release the button. The new password is set successfully.



FAQ

- **What is the default password?**
 - The default password is 0-0-0-0.
- **How do I reset the password?**
 - Follow the steps provided to adjust the dials and set a new password.
- **What should I do if I forget the new password?**
 - Unfortunately, if you forget the new password, you may need to contact the manufacturer for assistance.

Documents / Resources

| | |
|---|--|
|  | <p>Lowes 4 Digit Password Combination Padlock [pdf] Instructions</p> <p>4 Digit Password Combination Padlock, Password Combination Padlock, Combination Padlock, Padlock</p> |
|---|--|

References

- [User Manual](#)

Leave a comment

Your email address will not be published. Required fields are marked *

Comment *

Name

Email

Website

☐ Save my name, email, and website in this browser for the next time I comment.

Post Comment

Search:

Search

[Manuals+](#) | [Upload](#) | [Deep Search](#) | [Privacy Policy](#) | [@manuals.plus](#) | [YouTube](#)

This website is an independent publication and is neither affiliated with nor endorsed by any of the trademark owners. The "Bluetooth®" word mark and logos are registered trademarks owned by Bluetooth SIG, Inc. The "Wi-Fi®" word mark and logos are registered trademarks owned by the Wi-Fi Alliance. Any use of these marks on this website does not imply any affiliation with or endorsement.