



# LOREX W881AA Series Smart Deterrence Camera User Guide

[Home](#) » [Lorex](#) » LOREX W881AA Series Smart Deterrence Camera User Guide 

## Contents

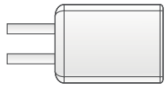
- [1 LOREX W881AA Series Smart Deterrence Camera](#)
- [2 Package Contents Overview Status Indicator](#)
- [3 Setup](#)
- [4 Register your product](#)
- [5 Documents / Resources](#)
  - [5.1 References](#)
- [6 Related Posts](#)



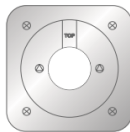
**LOREX W881AA Series Smart Deterrence Camera**



## Package Contents




**Power Adapter (x1)**




**Mounting Template (x1)**



**MicroSD Card (x1)**



**Wrench (x1)**



**Anchors & Screws (x8)**



**Cable Clips (x4)**



**4K Spotlight Wi-Fi Camera (x1)**



**Wall Mounting Bracket (x1)**



**Mounting Plate (x1)**

## Overview



## Status Indicator

	Operating correctly.
	Ready for network connection.
	Device malfunction.*
	Network connection failed.*
	A firmware update is in progress.

Press and hold the reset button until you hear the audio prompt.

## Setup

1. Download
2. Connect the power cable to the power adapter. Plug the power adapter to a wall
3. Tap in the app to add the device, then follow the in-app instructions to complete the setup.

Remove the camera lens protective film when installation is complete.

### Need help?

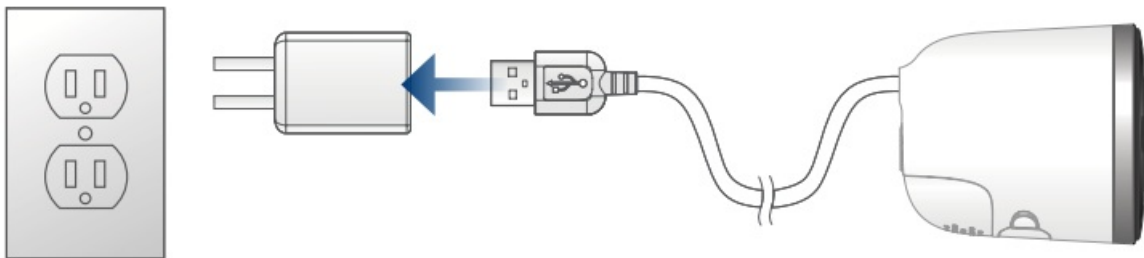
For up-to-date information and resources, scan the QR code or visit:

[help.lorex.com](http://help.lorex.com)

1. Download product guides



2. Watch how-to-videos



3. Find related troubleshooting tips & FAQs

### Register your product

Please see our full Terms of Service and Limited Hardware Warranty Policy at:



[lorex.com/pages/warranty](http://lorex.com/pages/warranty)


### Copyright © 2022 Lorex Technology Inc

As our products are subject to continuous improvement, Lorex reserves the right to modify product design, specifications and prices, without notice and without incurring any obligation. E&OE. All rights reserved.

This device complies with part 15 of the FCC Rules. Operation is subject to the following two conditions: (1) This

device may not cause harmful interference, and (2) This device must accept any interference received, including interference that may cause undesired operation.

Documents / Resources

	<p><a href="#">LOREX W881AA Series Smart Deterrence Camera</a> [pdf] User Guide</p> <p>W881AA Series Smart Deterrence Camera, W881AA Series, Smart Deterrence Camera, Deterrence Camera, Camera</p>
---	---

References

-  [Lorex Technical Support | LOREX Support](#)
-  [Lorex Limited Warranty - Exceptions, Obligations | Lorex](#)

Manuals+.