



LOREX ACCHM1 WiFi Chime Box User Guide

[Home](#) » [Lorex](#) » LOREX ACCHM1 WiFi Chime Box User Guide 


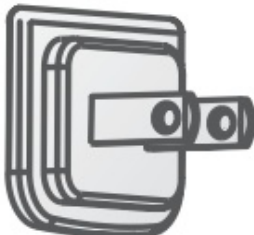

LOREX ACCHM1 WiFi Chime Box



Contents

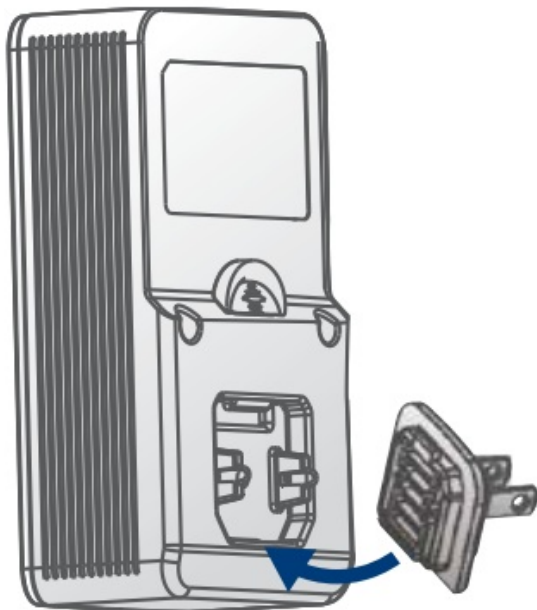
- [1 What's included](#)
- [2 Installation](#)
- [3 Wi-Fi Chime overview](#)
- [4 Status indicator](#)
- [5 Dimensions](#)
- [6 App setup](#)
- [7 Link to the 2K Video Doorbell](#)
- [8 Documents / Resources](#)
 - [8.1 References](#)
- [9 Related Posts](#)

What's included

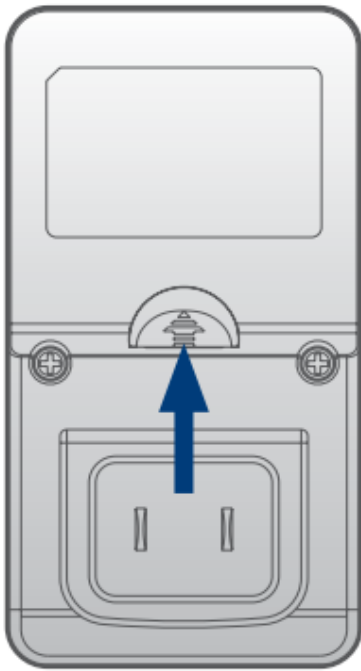
 <p>Wi-Fi Chime</p>	 <p>Power plugb</p>	 <p>Pin</p>
---	---	---

Installation

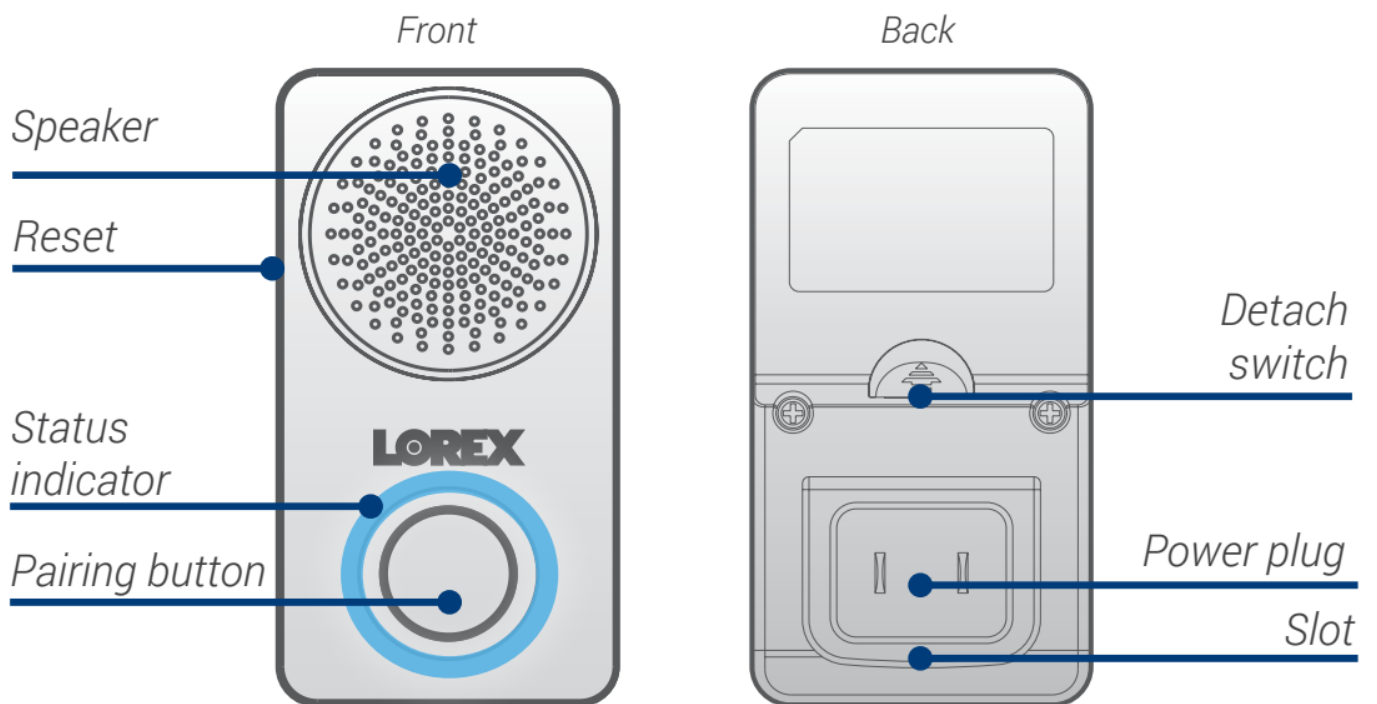
To attach the power plug, hook the power plug's bottom tab into the chime slot and push in



To detach the power plug, hold onto the plug then push up on the detach switch.



Wi-Fi Chime overview



Status indicator



Solid blue

Operating correctly.



Flashing blue

- Ready for connection.
- Network connection failed. Use the pin to reset.

Dimensions

Height: 3.9" (99mm)

Width: 2.0" (52mm)

App setup

1. Scan the QR code on this page to download the free **Lorex Home app** from the App Store or Google Play Store.
2. Open the Lorex Home app.
3. Sign in or sign up and create an account.
4. Plug the Wi-Fi Chime into a outlet.
5. Once the status indicator flashes blue and the startup chime sounds, tap the + icon.
6. Scan the device QR code on the chime and tap Next or tap Manually enter Device ID.
7. Follow the in-app instructions to complete the setup.



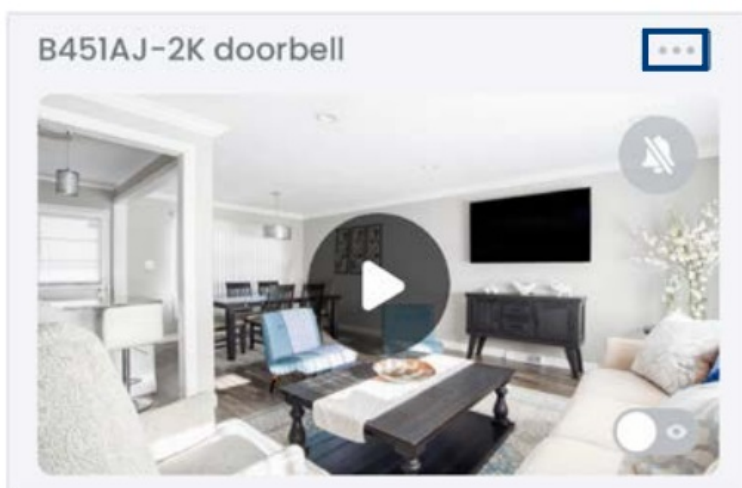
IMPORTANT

- Ensure you are on a 2.4 GHz Wi-Fi connection.
- Ensure your 2K Video Doorbell and Wi-Fi Chime have the latest firmware version in the device settings.

Link to the 2K Video Doorbell

There are two ways to link the Wi-Fi Chime to the 2K Video Doorbell.

- During the doorbell setup:
When the **Chime Type** screen appears, select your Wi-Fi Chime, then tap **Complete**.
- After the doorbell setup:
 1. Tap the **⋮** icon for the 2K Video Doorbell.
 2. Tap Doorbell Chime, then tap Wi-Fi Chime.
 3. Select your chime, then tap Save.



Copyright © 2021 Lorex Corporation

As our products are subject to continuous improvement, Lorex reserves the right to modify product design, specifications and prices, without notice and without incurring any obligation. E&OE. All rights reserved.




This device complies with part 15 of the FCC Rules. Operation is subject to the following two conditions:
(1) This device may not cause harmful interference, and (2) This device must accept any interference received, including interference that may cause undesired operation.

For up-to-date information and support, please visit: help.lorex.com

Please see our full Terms of Service and Limited Hardware Warranty Policy at lorex.com/warranty.



Documents / Resources

	LOREX ACCHM1 WiFi Chime Box [pdf] User Guide ACCHM1, WiFi Chime Box, WiFi Chime, ACCHM1, Chime Box
---	---

References

- [🌐 Lorex Technical Support | LOREX Support](#)
- [📄 Lorex Limited Warranty - Exceptions, Obligations | Lorex](#)