



# Loop 3-in-1 Earplug Sound Control Instruction Manual

[Home](#) » [LOOP](#) » Loop 3-in-1 Earplug Sound Control Instruction Manual 


## Contents

- [1 Loop 3-in-1 Earplug Sound Control Instruction Manual](#)
- [2 How to INSERT ‘ YOUR L00P](#)
- [3 L &R earplugs](#)
- [4 How to HND YOUR PERFECT SIZE](#)
- [5 GHANGE EARTIPS](#)
- [6 How to SWIIGH REDUGTION MODE](#)
- [7 How to GLEAN YOUR 100PS](#)
- [8 How to STORE YOUR 100P](#)
- [9 Questions?](#)
- [10 Read More About This Manual & Download PDF:](#)
- [11 Documents / Resources](#)
  - [11.1 References](#)

## Loop 3-in-1 Earplug Sound Control Instruction Manual




## How to INSERT ‘ YOUR LOOP



### L & R earplugs

Check the back of each earplug to identify the correct ear.  
L is for left, R is for right.

- (>) With two fingers, insert you earplug and turn clockwise
- (>) Twist until it fits comfortably in your ear
- (>) Loop shouldn't stick out or be visible from front



## How to FIND YOUR PERFECT SIZE




Loop Switch comes with 4 ear tip sizes.  
Size M is pre-installed.

(>) Try all ear tip sizes to find your perfect fit. If they don't feel secure, try a size up.  
(>) If they stick out or cause discomfort, try a smaller size. Left and right tip sizes can differ.  
Hearing yourself talk more loudly is a sign of a good seal.



## CHANGE EARTIPS


1. Turn ear tip inside out and gently pull it off
2. Turn replacement ear tip inside out
3. Align and push until it pops into place



## How to SWIICH REDUGTION MODE

Turn the dial up or down while Loop

Switch is in your ear to select your preferred noise-reduction mode.



## How to GLEAN YOUR 100PS

(>) Use a damp cloth to gently clean away dirt

(>) Pat dry with a clean, dry cloth

Do not use any harsh chemicals or sharp objects

Do not submerge entire earplug into water.

Only ear tips can go into water

Keep away from dust and sand pollution

## How to STORE YOUR 100P

(>) Place your earplugs in the

Carry Case provided. Close the lid to secure



## Questions?

Get in touch with Loop's Customer Happiness Team today via Amazon. We're happy to help.

***Read More About This Manual & Download PDF:***

---

## Documents / Resources



[Loop 3-in-1 Earplug Sound Control](#) [pdf] Instruction Manual  
3-in-1 Earplug Sound Control, Earplug Sound Control, Sound Control, Control

## References

- [User Manual](#)