



## Lonsdor KW100-EN Bluetooth Smart Key Generator User Manual

[Home](#) » [Lonsdor](#) » Lonsdor KW100-EN Bluetooth Smart Key Generator User Manual 

**Lonsdor<sup>®</sup>**  
Bluetooth Smart Key Generator  
(Bluetooth SKG)  
User Manual



## Contents

- [1 KW100-EN Bluetooth Smart Key Generator](#)
- [2 Product Introduction](#)
- [3 APP operation guide](#)
- [4 Documents / Resources](#)
  - [4.1 References](#)
- [5 Related Posts](#)

## KW100-EN Bluetooth Smart Key Generator

★Please read this instruction manual carefully before use

### All Rights Reserved

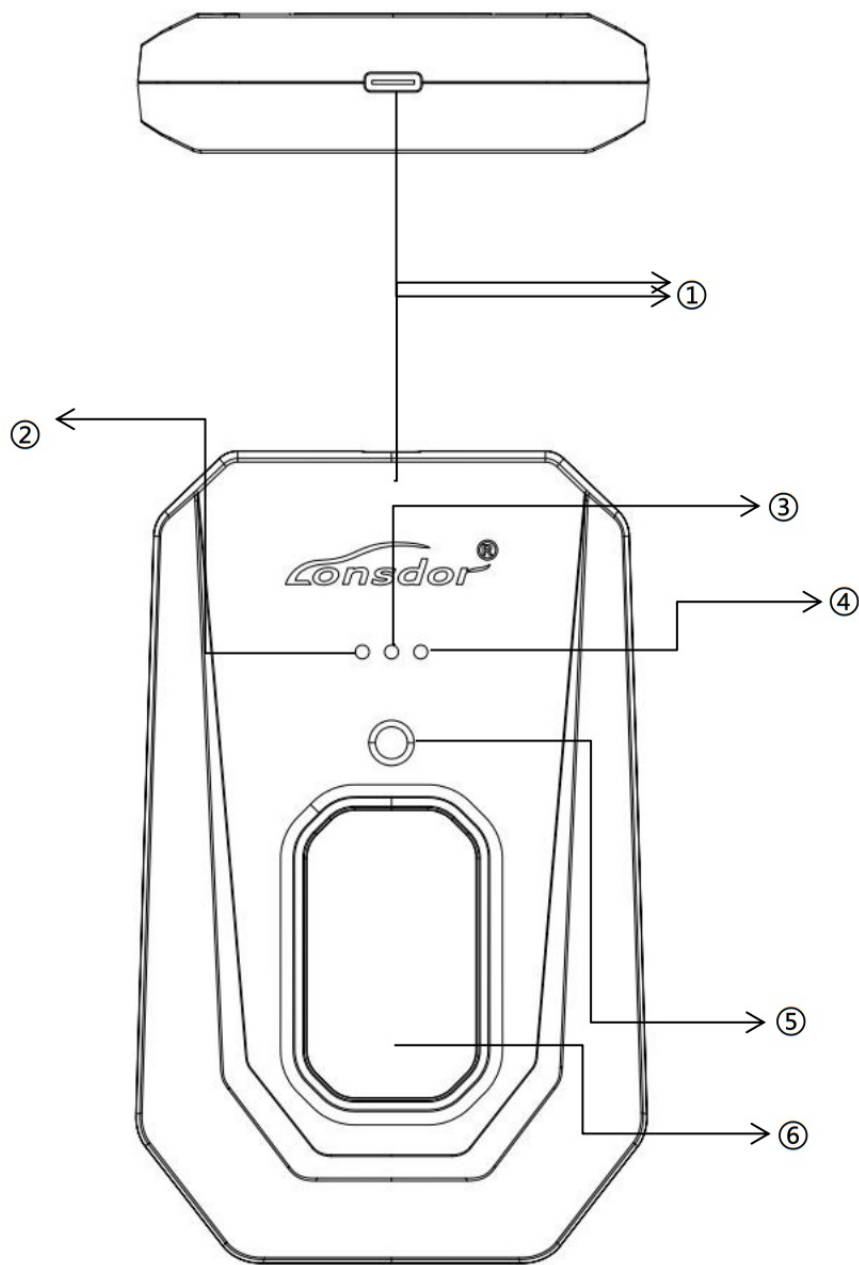
Lonsdor owns copyright and other intellectual property rights for all contents including but not limited to products or services issued or jointly issued with partner companies, as well as materials and software on Lonsdor's related websites, and is protected by law. Without the written permission of Lonsdor, no unit or individual may copy, modify, transcribe, disseminate or bundle with other products to use or sell any part of the above-mentioned products, services, information and materials in any way or for any reason. Lonsdor will pursue legal responsibilities for anyone who infringes upon our copyrights and other intellectual property rights according to the law!

### Produc

Lonsdor Bluetooth Smart Key Generator and related material are only used for normal vehicle maintenance, diagnosis and testing, and must not be used for illegal activities. Lonsdor not assume any legal responsibility if the use of our products violate laws or regulations. This product has a certain degree of reliability, but possible loss and damage cannot be ruled out. The risk incurred is borne by the user. Lonsdor does not assume any risks or responsibilities.

Declaring unit: Lonsdor Legal Affairs Department

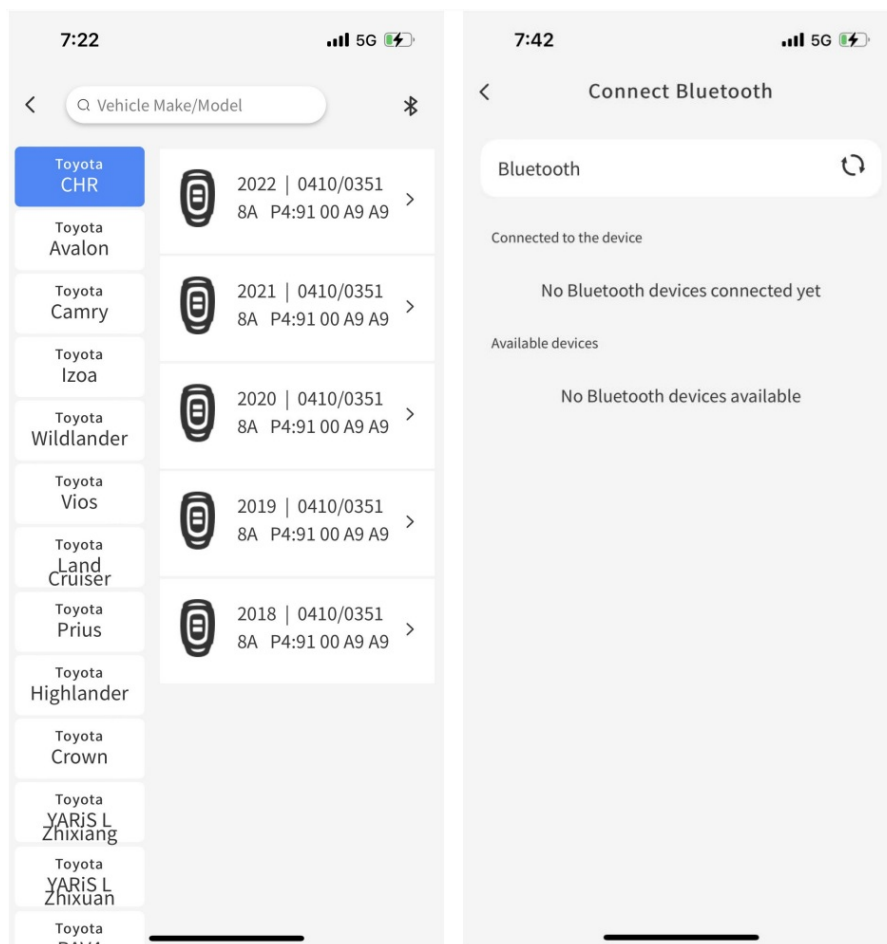
## Product Introduction



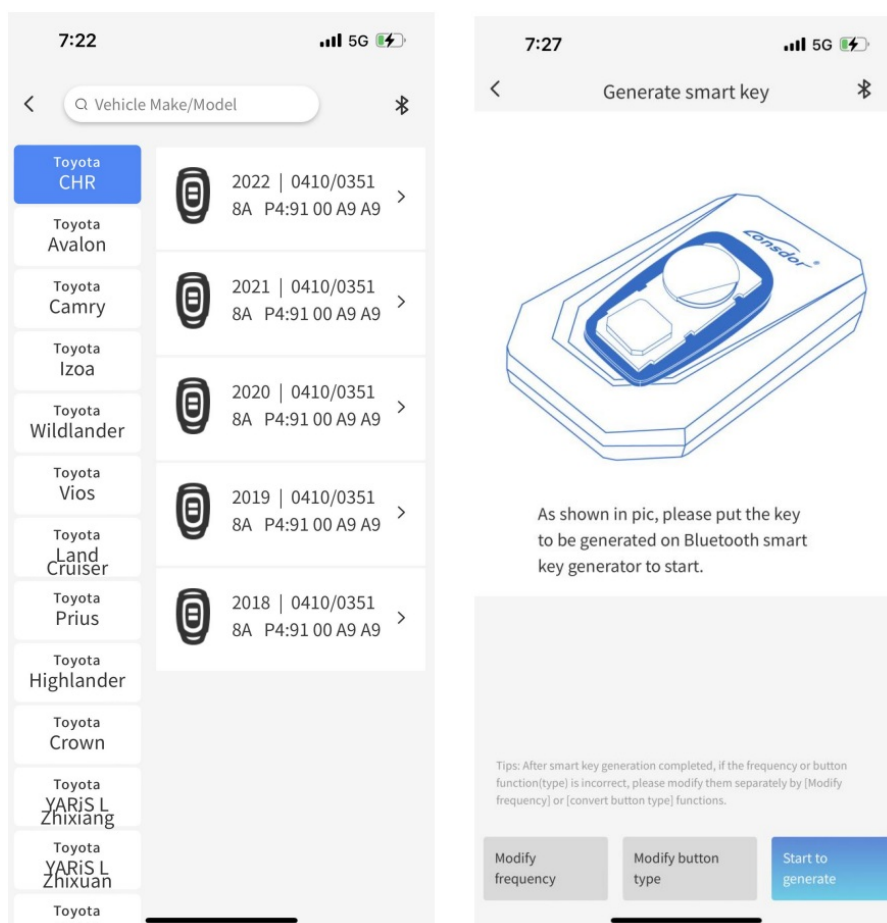
1. TYPE\_C Power interface
2. Power Indicator
3. Bluetooth indicator light
4. Working Station indicator light
5. Chip identification/chip copy
6. Remote generation/frequency detection

### APP operation guide

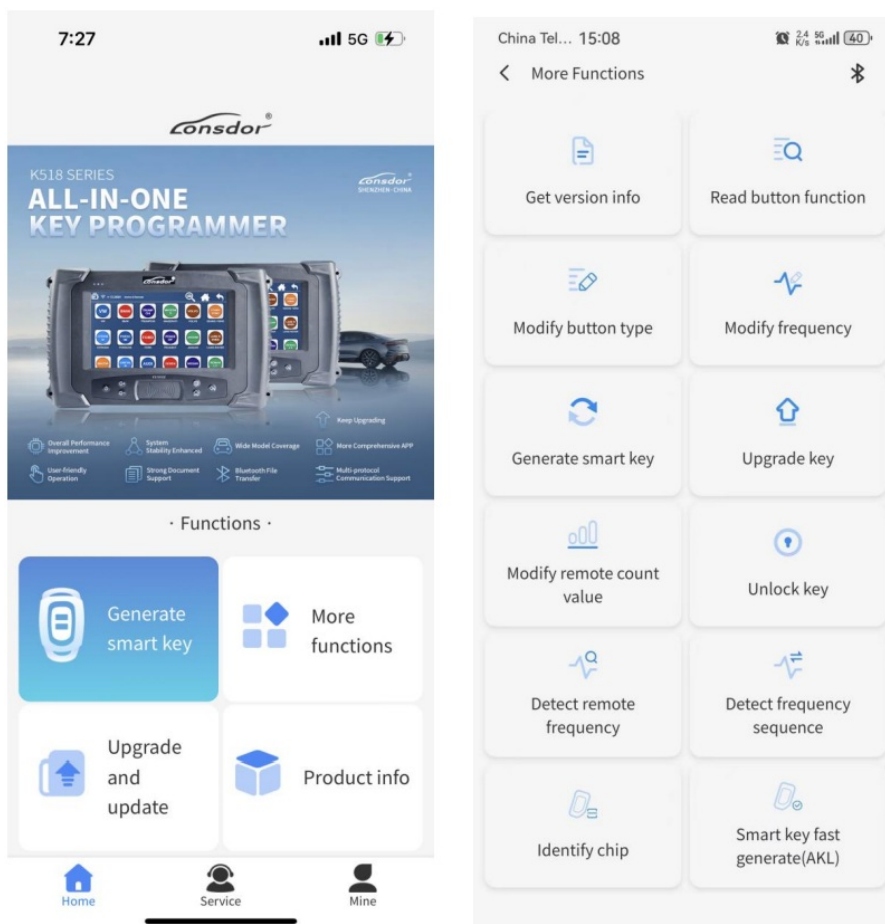
Before operating the APP, please ensure that the Bluetooth Smart Key Generator is connected to the mobile phone charger. Click the Bluetooth connection icon to search for the device to connect. If the connection is successful, the BLUE indicator will be lighting up.



Search for the corresponding car makes, select the appropriate frequency, and perform operations such as generate smart key, modify frequency, modify button type, etc.



Click More Functions to Get version information, Read button function, Modify button type, Modify frequency, Generate smart key, Upgrade key, Modify remote count value, Unlock key, etc.



### Warning

This device complies with part 15 of the FCC Rules. Operation is subject to the following two conditions:

1. this device may not cause harmful interference, and
  2. this device must accept any interference received, including interference that may cause undesired operation.
- Any changes or modifications not expressly approved by the party responsible for compliance could void the user's authority to operate the equipment.


**NOTE:** This equipment has been tested and found to comply with the limits for a Class B digital device, pursuant to Part 15 of the FCC Rules. These limits are designed to provide reasonable protection against harmful interference in a residential installation. This equipment generates, uses and can radiate radio frequency energy and, if not installed and used in accordance with the instructions, may cause harmful interference to radio communications. However, there is no guarantee that interference will not occur in a particular installation. If this equipment does cause harmful interference to radio or television reception, which can be determined by turning the equipment off and on, the user is encouraged to try to correct the interference by one or more of the following measures:

- Reorient or relocate the receiving antenna.
- Increase the separation between the equipment and receiver.
- Connect the equipment into an outlet on a circuit different from that to which the receiver is connected.
- Consult the dealer or an experienced radio/TV technician for help.

The device has been evaluated to meet general RF exposure requirement. The device can be used in portable



Documents / Resources

<div>Bluetooth Smart Key Generator (Bluetooth SKG) User Manual</div> <div></div> <div>Bluetooth Smart Key Generator (Bluetooth SKG) User Manual</div>	<div><a href="#">Lonsdor KW100-EN Bluetooth Smart Key Generator</a> [pdf] User Manual</div> <div>KW100-EN Bluetooth Smart Key Generator, KW100-EN, Bluetooth Smart Key Generator, Smart Key Generator, Key Generator, Generator</div>
--	---

References

- [User Manual](#)

[Manuals+](#), [Privacy Policy](#)

This website is an independent publication and is neither affiliated with nor endorsed by any of the trademark owners. The "Bluetooth®" word mark and logos are registered trademarks owned by Bluetooth SIG, Inc. The "Wi-Fi®" word mark and logos are registered trademarks owned by the Wi-Fi Alliance. Any use of these marks on this website does not imply any affiliation with or endorsement.