


**LOJER**

LOJER  
Manuthera  
a 242  
Treatment  
Table



# LOJER Manuthera 242 Treatment Table Installation Guide

[Home](#) » [LOJER](#) » LOJER Manuthera 242 Treatment Table Installation Guide 

## Contents

- [1 LOJER Manuthera 242 Treatment Table](#)
- [2 Product Usage Instructions](#)
- [3 How to utilize Manuthera 242?](#)
- [4 Thoracic spine manipulation](#)
- [5 Lumbar spine](#)
- [6 Discover other possibilities](#)
- [7 Manuthera 242 dimensions](#)
- [8 Technical data and features](#)
- [9 Documents / Resources](#)
  - [9.1 References](#)
- [10 Related Posts](#)

**LOJER**<sup>®</sup>

**LOJER Manuthera 242 Treatment Table**



## Product Usage Instructions

### Cervical Spine Traction:

Access lateral aspects of cervical spine joints and ligaments. Treat and relieve tension in the stiff and compressed neck and shoulder region.

### Thoracic Spine Manipulation:

Manipulate and adjust thoracic spine and ribs for better range of motion and function. Use tilting for gravity assistance, flexion, and lateral bend for more specific and comfortable treatment. Utilize dynamic motion for soft tissue techniques and deeper tissue access.

### Lumbar Spine:

Perform smooth flexion distraction with side bend, rotation, and decompression options for limitless 3D opportunities in treating lumbar, intervertebral disc, pelvic, and sacrum areas. Incorporate inversion for broader treatment angles and deeper tissue effects.

### Discover Other Possibilities:

Access free videos from global experts through the Learning Hub platform. Scan the QR code provided to learn how to maximize the versatile options of Manuthera 242.

## Frequently Asked Questions (FAQ):

- **Q: Is the device easy to move around?**

A: Yes, the device is equipped with castors for easy movement.

- **Q: What is the weight capacity of the device?**

A: The Safe Working Load (SWL) of the device specifies the weight capacity.

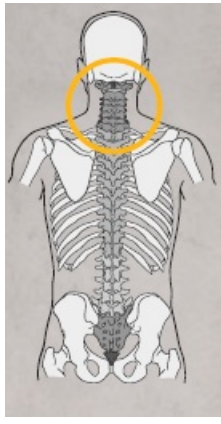
- **Q: Can the device be locked in position?**

A: Yes, the device features total lock functions for both upper and lower body sections.

## How to utilize Manuthera 242?

### Cervical spine traction

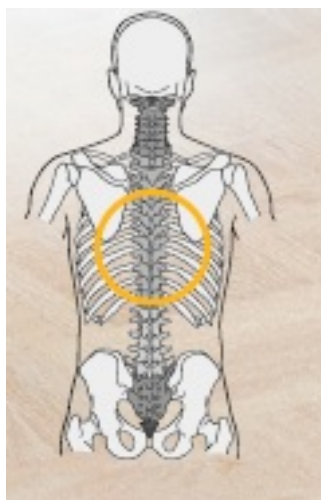
Access lateral aspects of cervical spine joints and ligaments. Treat and relieve tension in the stiff and compressed neck and shoulder region.





## Thoracic spine manipulation

Manipulate and adjust thoracic spine and ribs for better range of motion and function. Tilting for gravity assistance, flexion and lateral bend from the Manuthera enables more specific and comfortable treatment. Use the dynamic motion for soft tissue techniques and gaining access to deeper tissues.



## Lumbar spine

Smooth flexion distraction with side bend, rotation, and decompression options gives you limitless 3D opportunities for lumbar, intervertebral disc, pelvic, and sacrum area treatment. Add some inversion for a broader treatment angle, a stronger effect, treating both superficial and deeper layers of the tissue.

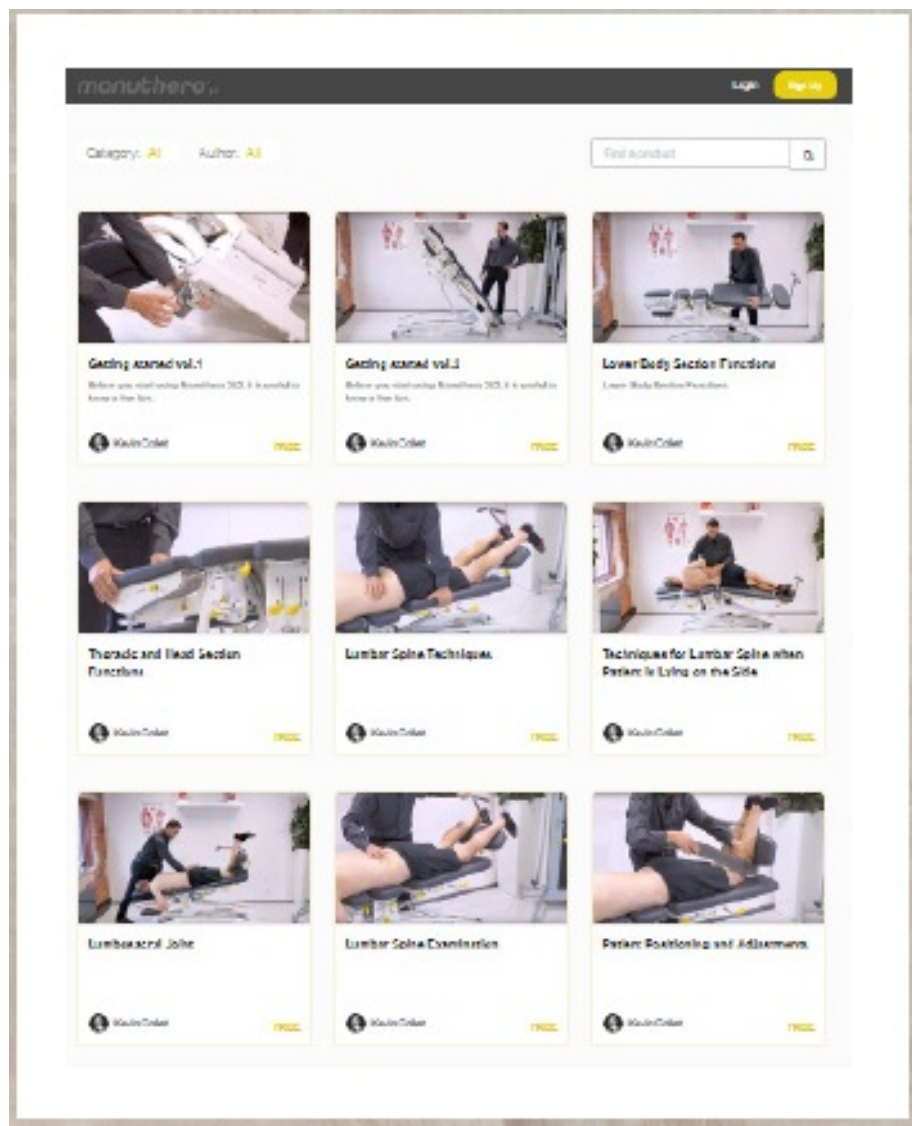


## Discover other possibilities


### Access free videos from global experts!

Access the free video Learning Hub platform by scanning the QR-code below and learn how to get the most out of Manuthera's versatile options. Sign up and you get access to hundreds of videos of different practitioners sharing their expertise with Manuthera 242 and success they've had with various patient cases completely free of charge.





**Manuthera 242 dimensions**



## Technical data and features

Height adjustment	51–106 cm
Weight	170 kg
Tilt Up / Down	Electrical 52°/32°
Tilt Up/Down function	Electronic
Lower body rotation	Yes
Lower body section movement (3D)	+21.5°/max -40° (vertical), 0..18° (horizontal)
Upper thorax -section movement (3D)	+15°/-13° (vertical), 0..18° (horizontal)
Total lock function for upper/lower body	Yes
Castors	Yes
Safe working load (SWL)	150 kg
Drop functions	Traction drop
Safety edge	Yes
Safety lock functions	Automatic (2 h) or Manual / Manually operated
Lying surface	Antimicrobial upholstery
U-shaped face element and breathing hole cover	Yes
Manipulation handle	Yes
Country of Origin	Finland
CE Marked	Yes The device is a CE Marked medical device according to MDR 2017/745 class 1)
Manufacturer	Lojer Oy

**FENNIAPrize 17 HONOURABLE MENTION**





© Lojer Group 2024. All Rights reserved | Lojer Group, Putajantie 42, 38210 Sastamala, Finland | Tel. + 358 (0) 10 830 6700 | [info@lojer.com](mailto:info@lojer.com) | [www.lojer.com](http://www.lojer.com) The story of Lojer Group dates back to 1919 when Vammalan Konepaja was founded. Today, the company is the largest manufacturer of medical furniture in the Nordic countries and our products are used in 115 countries. Our mission and vision is to improve healthcare with a human touch and be the lifetime partner for healthcare.

## Documents / Resources



[LOJER Manuthera 242 Treatment Table](#) [pdf] Installation Guide  
Manuthera 242 Treatment Table, Manuthera 242, Treatment Table, Table

## References

- [Home - Lojer Group](#)
- [User Manual](#)

### Manuals, Privacy Policy

This website is an independent publication and is neither affiliated with nor endorsed by any of the trademark owners. The "Bluetooth®" word mark and logos are registered trademarks owned by Bluetooth SIG, Inc. The "Wi-Fi®" word mark and logos are registered trademarks owned by the Wi-Fi Alliance. Any use of these marks on this website does not imply any affiliation with or endorsement.