




logitech wonderboom 2 Wireless Bluetooth Speaker Instructions

[Home](#) » [Logitech](#) » logitech wonderboom 2 Wireless Bluetooth Speaker Instructions 

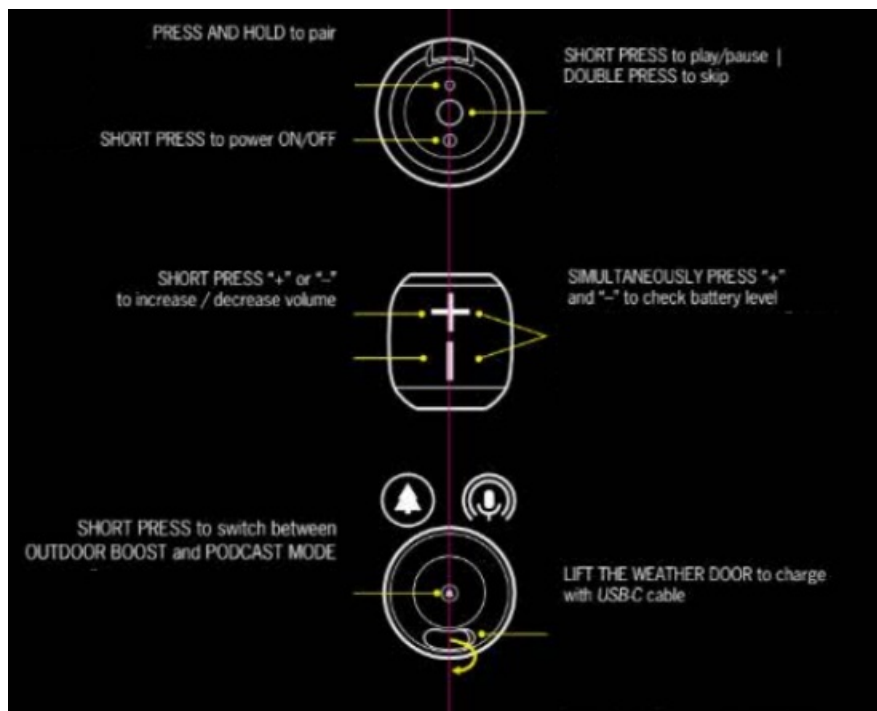
logitech

GET TO KNOW YOUR WONDERBOOM 4

Contents

- 1 wonderboom 2 Wireless Bluetooth Speaker
- 2 WANT TO DOUBLE THE FUN?
- 3 Documents / Resources
 - 3.1 References

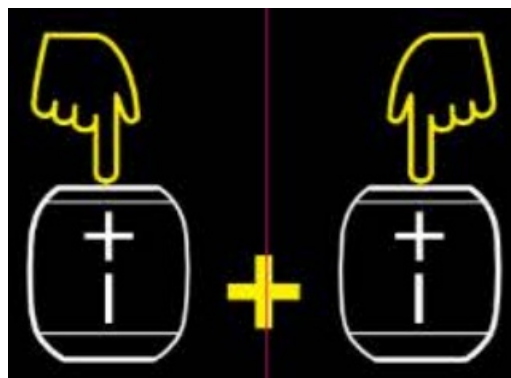
wonderboom 2 Wireless Bluetooth Speaker



WANT TO DOUBLE THE FUN?

LONG PRESS the center button to connect. Press the center on one speaker, wait 2 seconds, then press on the other speaker.


LONG PRESS AGAIN to toggle between louder volume and two-channel stereo.



For full user guide, visit
my.ultimateears.com/wonderboom-4



Documents / Resources

	logitech wonderboom 2 Wireless Bluetooth Speaker [pdf] Instructions wonderboom 2 Wireless Bluetooth Speaker, wonderboom 2, Wireless Bluetooth Speaker, Bluetooth Speaker, Speaker
---	--

References

- [User Manual](#)

[Manuals+](#), [Privacy Policy](#)

This website is an independent publication and is neither affiliated with nor endorsed by any of the trademark owners. The "Bluetooth®" word mark and logos are registered trademarks owned by Bluetooth SIG, Inc. The "Wi-Fi®" word mark and logos are registered trademarks owned by the Wi-Fi Alliance. Any use of these marks on this website does not imply any affiliation with or endorsement.