

logitech TAPRMGMSTAPP Tap Rally Bar Mini



logitech TAPRMGMSTAPP Tap Rally Bar Mini User Guide

[Home](#) » [Logitech](#) » logitech TAPRMGMSTAPP Tap Rally Bar Mini User Guide 

Contents

- 1 logitech TAPRMGMSTAPP Tap Rally Bar Mini
- 2 Product Information
- 3 WHAT'S IN THE BOX
- 4 FEATURES
- 5 CONNECTION OPTIONS
- 6 REMOTE CONTROL
- 7 ACCESSORIES
- 8 Documents / Resources
 - 8.1 References



logitech TAPRMGMSTAPP Tap Rally Bar Mini



Product Information

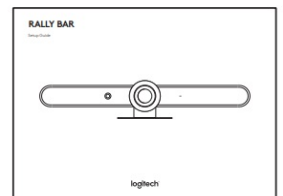
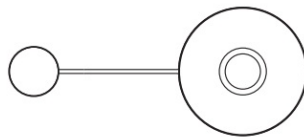
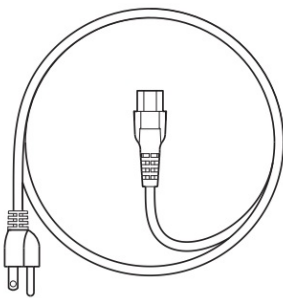
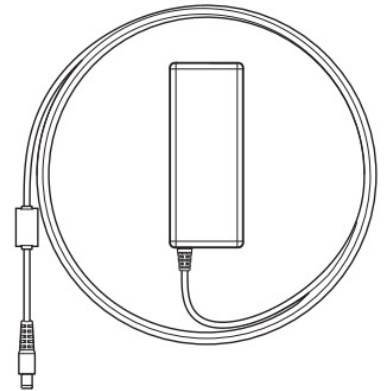
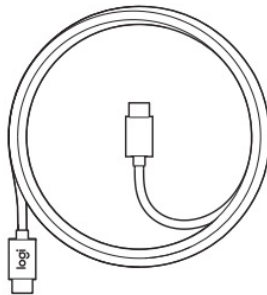
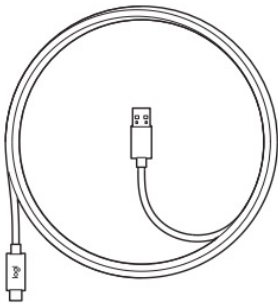
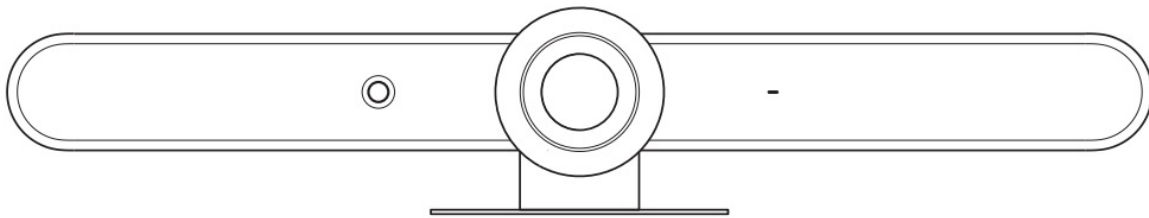
Specifications

- **Model:** Rally Bar
- **Features:** AI camera, Security Slot, LED status indicator, Reset button, Bluetooth connectivity, Power Mic Pod
- **Connection Options:** HDMI, USB-A, Ethernet, USB-C

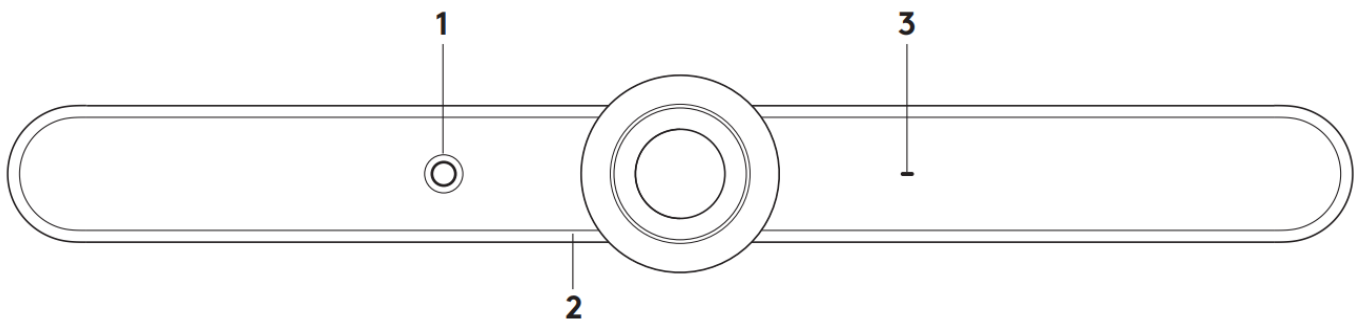
FAQ

- **Q:** How do I reset the Rally Bar?
 - **A:** Locate the reset button on the device and press it to reset the Rally Bar to its default settings.
- **Q:** What is the purpose of the LED status indicator?
 - **A:** The LED status indicator provides visual feedback on the operational status of the Rally Bar, indicating whether it is ready, in use, or encountering an issue.

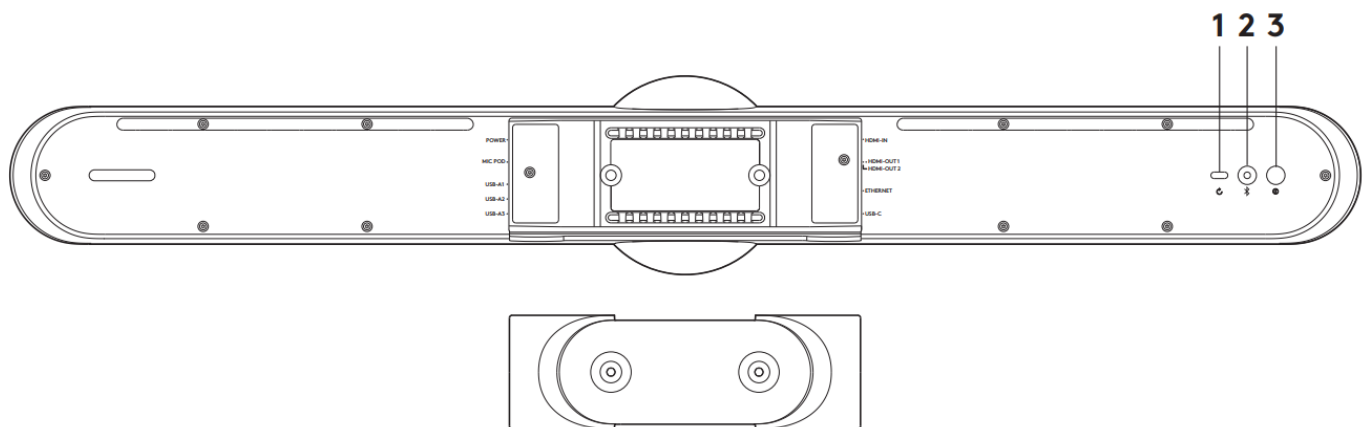
WHAT'S IN THE BOX



FEATURES



1. AI Viewfinder
2. Security Slot
3. Status LED



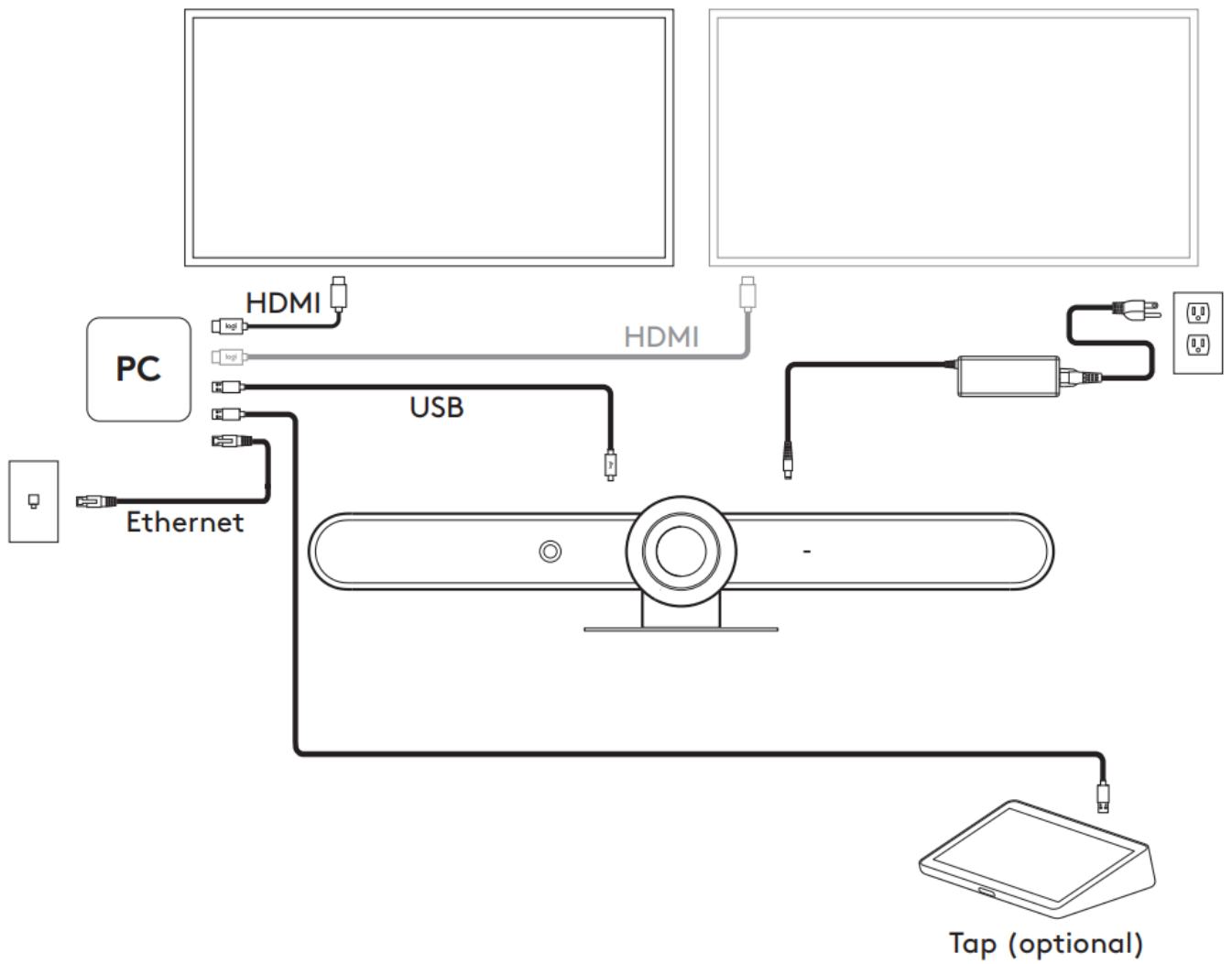
1. Reset
2. Bluetooth
3. Power

CONNECTION OPTIONS

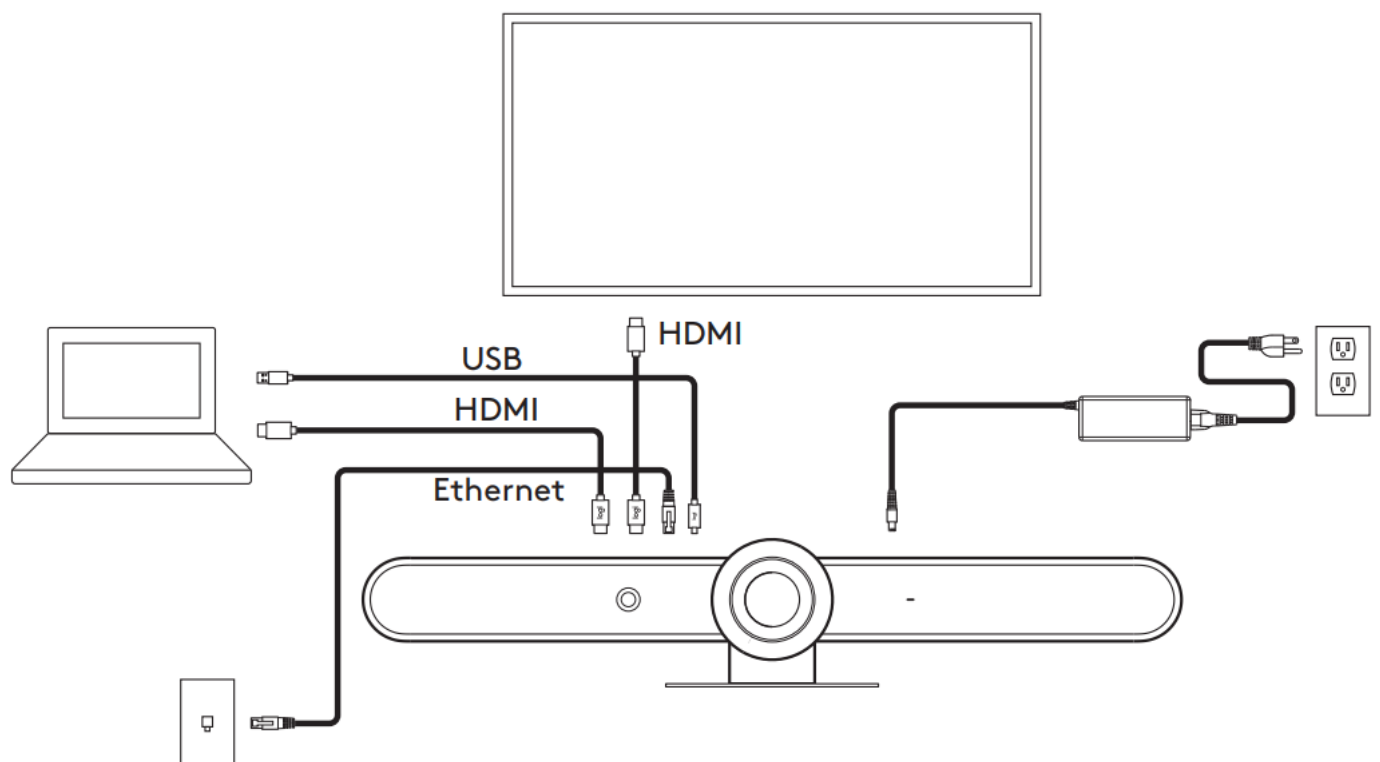
- Dedicated Meeting Room Computer (most common).
- Bring Your Own Computer.
- Appliance Mode (check supported apps at www.logitech.com/rallybar).

DEDICATED MEETING ROOM COMPUTER

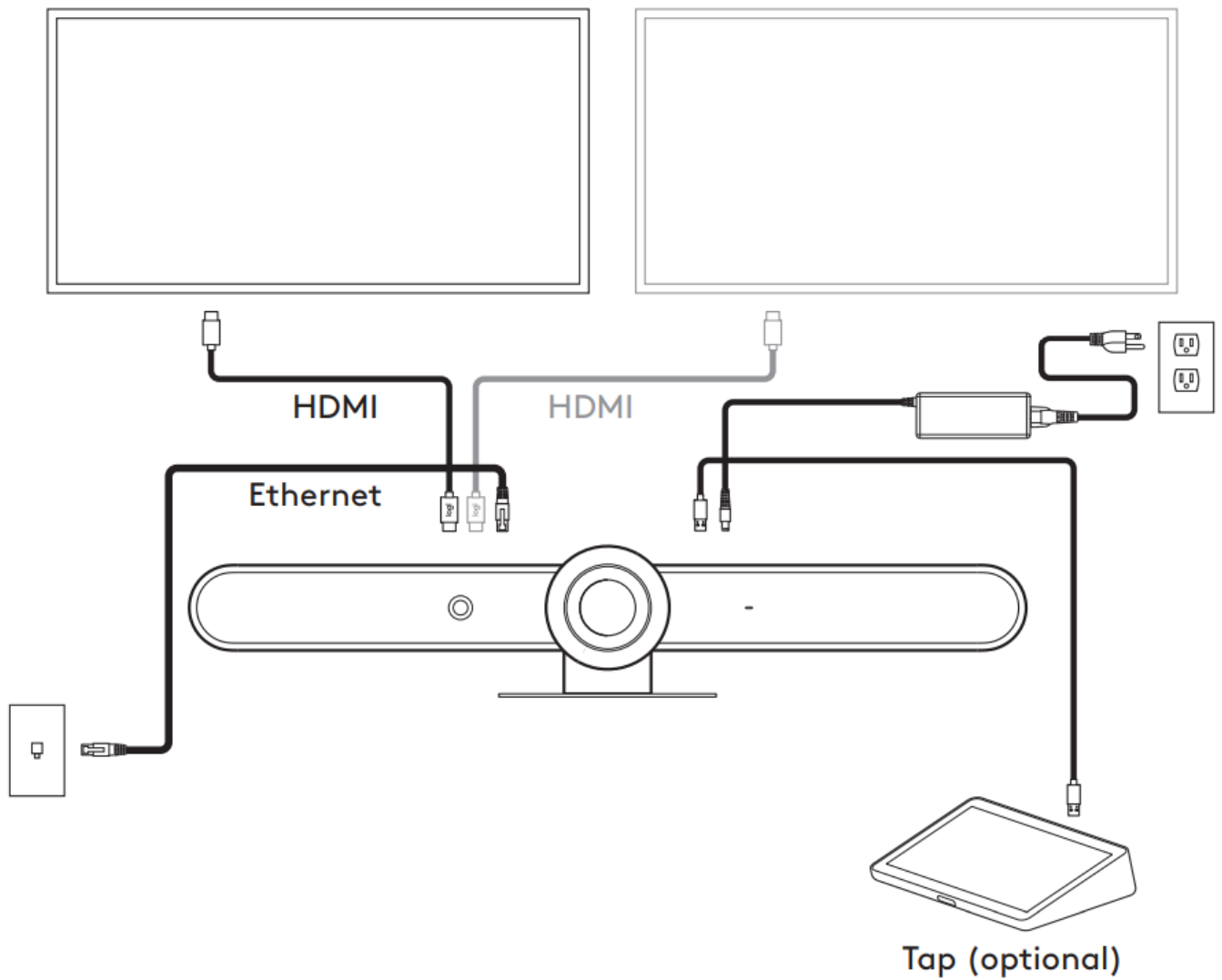
- Dedicated Meeting Room Computer



BRING YOUR OWN COMPUTER

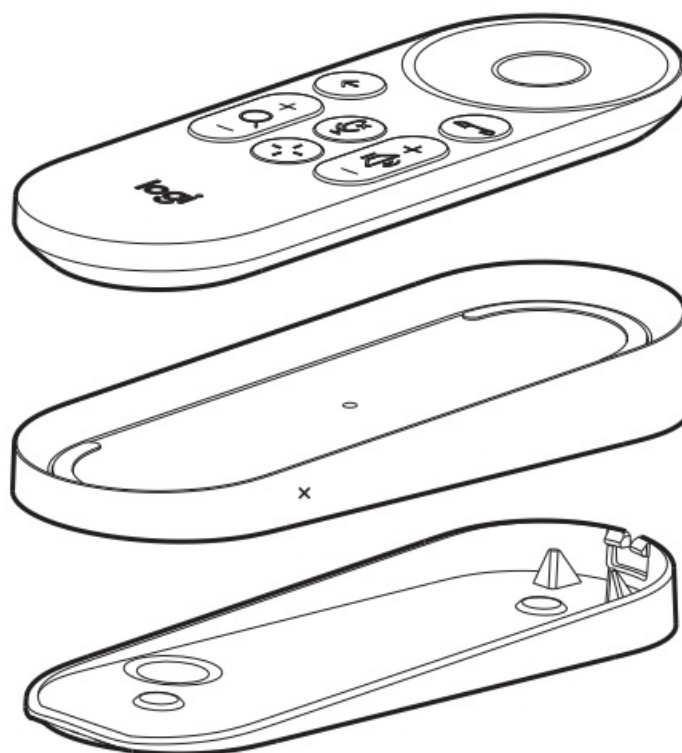
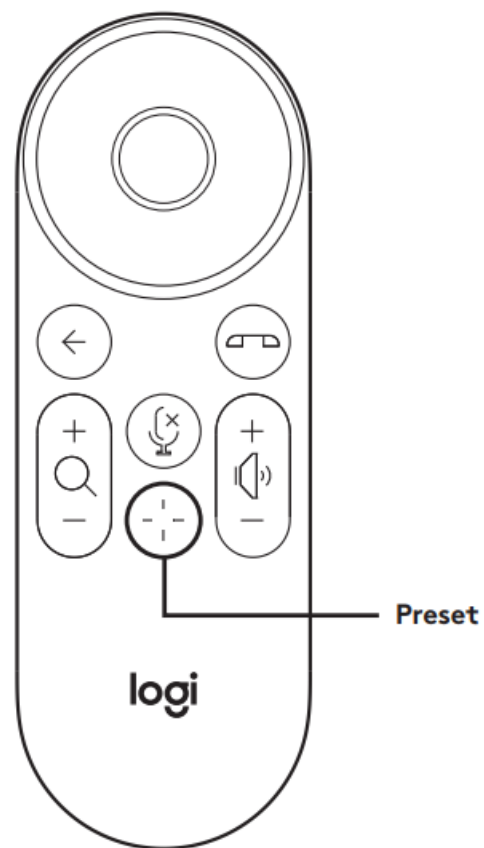


APPLIANCE MODE

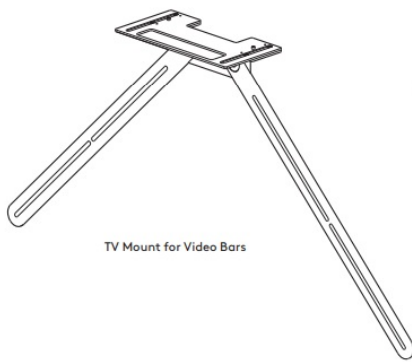
Appliance Mode (check supported apps at www.logitech.com/rallybar)

REMOTE CONTROL

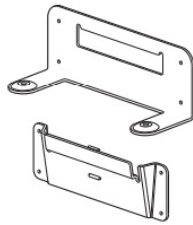
Preset



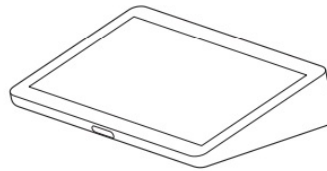
ACCESSORIES



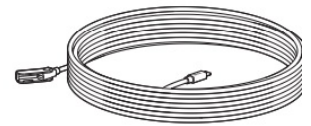
TV Mount for Video Bars



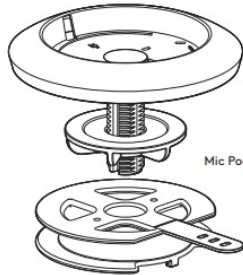
Wall Mount for Video Bars



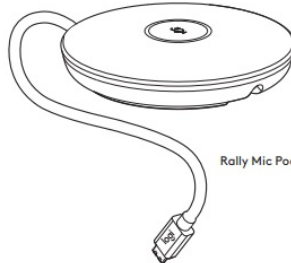
TAP



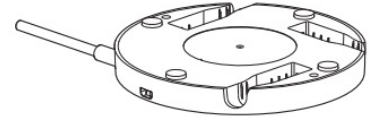
Mic Pod Extension Cable



Mic Pod Mount



Rally Mic Pod



Mic Pod Hub

© 2020 Logitech, Logi and the Logitech Logo are trademarks or registered trademarks of Logitech Europe S.A. and/or its affiliates in the U.S. and other countries. All other trademarks are the property of their respective owners. Logitech assumes no responsibility for any errors that may appear in this manual. Information contained herein is subject to change without notice.

Documents / Resources

	logitech TAPRMGMSTAPP Tap Rally Bar Mini [pdf] User Guide TAPRMGMSTAPP Tap Rally Bar Mini, TAPRMGMSTAPP, Tap Rally Bar Mini, Rally Bar Mini, Bar Mini
---	--

References

- [logi Logitech Rally Bar - All-In-One Video Conferencing System](#)
- [logi Logitech | Official Online Store](#)
- [logi Logitech | Official Online Store](#)
- [logi Logitech Rally Bar - All-In-One Video Conferencing System](#)
- [logi Logitech Rally Bar - All-In-One Video Conferencing System](#)
- [User Manual](#)

Manuals+. Privacy Policy

This website is an independent publication and is neither affiliated with nor endorsed by any of the trademark owners. The "Bluetooth®" word mark and logos are registered trademarks owned by Bluetooth SIG, Inc. The "Wi-Fi®" word mark and logos are registered trademarks owned by the Wi-Fi Alliance. Any use of these marks on this website does not imply any affiliation with or endorsement.