



logitech Speakers Computer User Guide

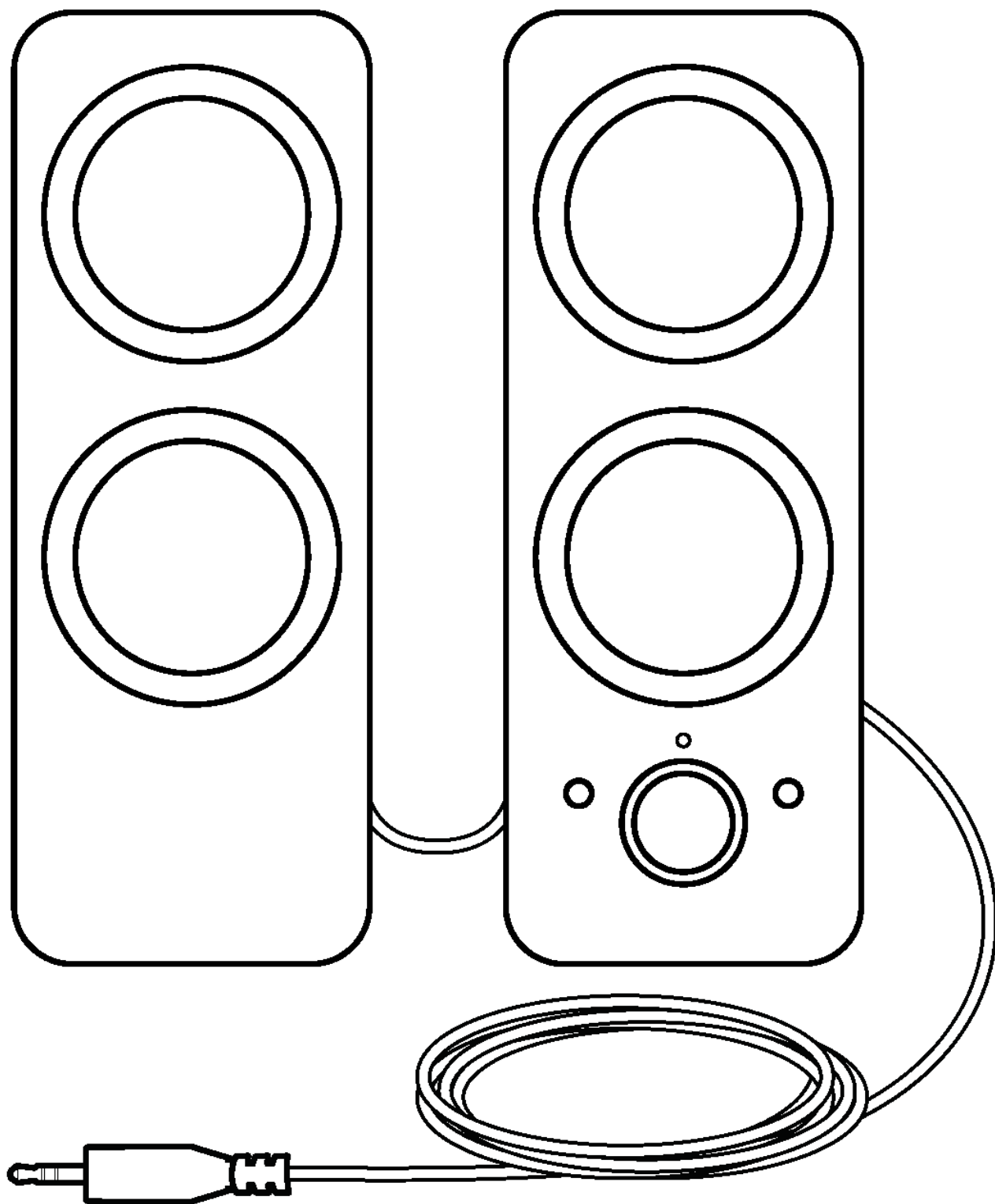
[Home](#) » [Logitech](#) » logitech Speakers Computer User Guide

Contents [[hide](#)]

- [1 Z207 BLUETOOTH® COMPUTER SPEAKERS](#)
- [2 KNOW YOUR PRODUCT](#)
- [3 CONNECT THE SPEAKERS](#)
- [4 ADJUST THE VOLUME](#)
 - [4.1 \[www.logitech.com/support/Z207\]\(http://www.logitech.com/support/Z207\)](#)
- [5 Documents / Resources](#)
 - [5.1 References](#)
- [6 Related Posts](#)

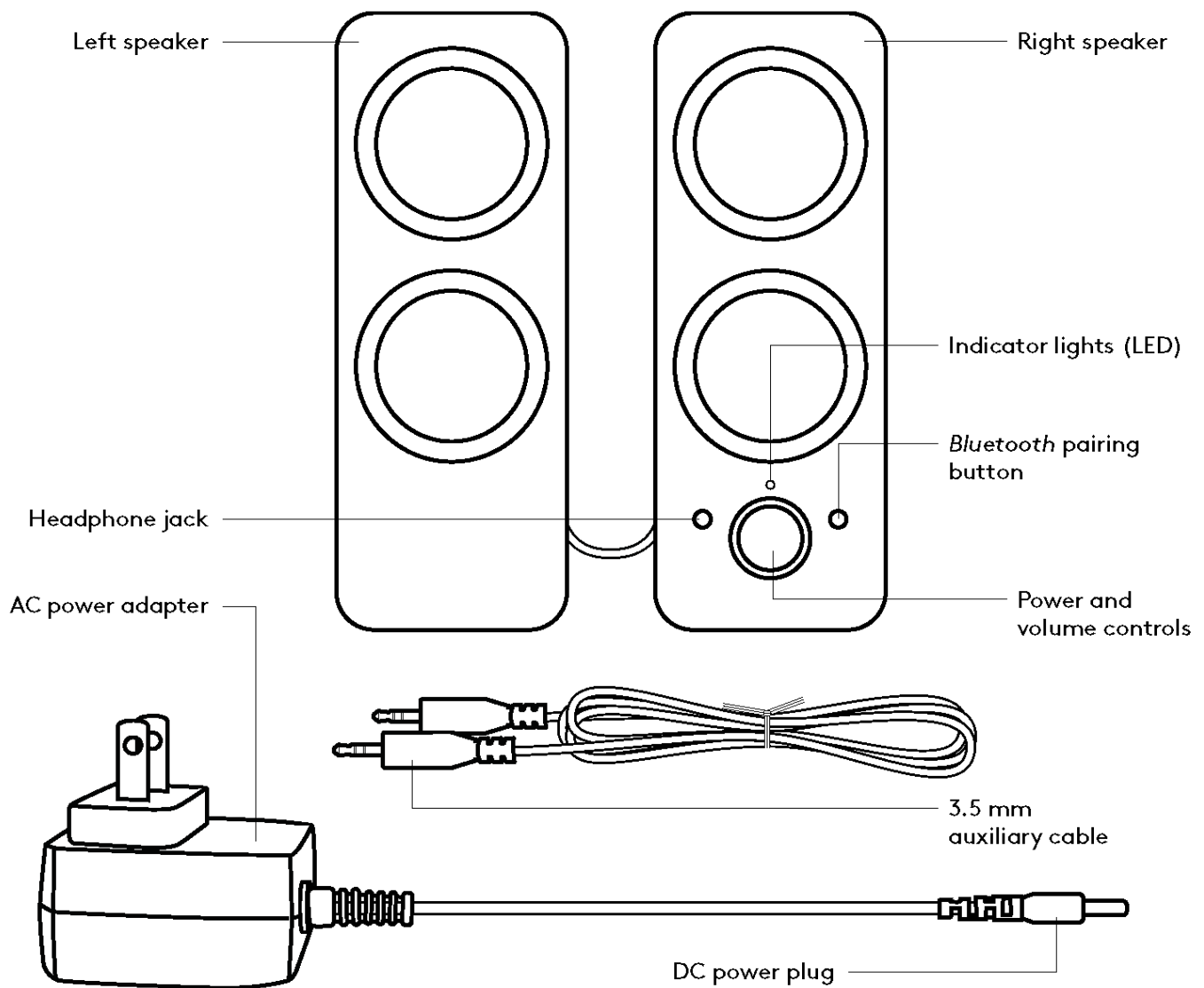
Z207 BLUETOOTH® COMPUTER SPEAKERS

Complete Setup Guide



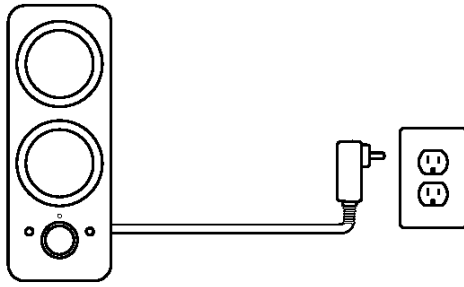
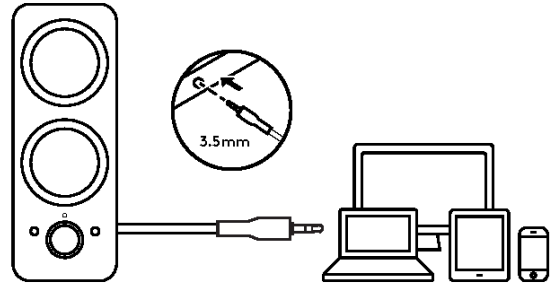
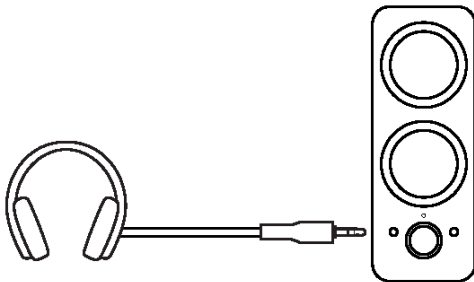
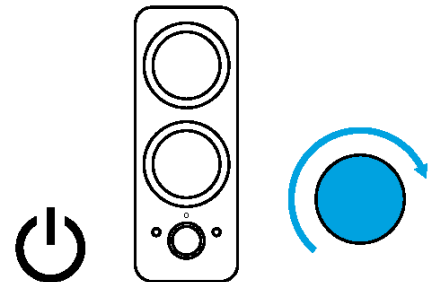
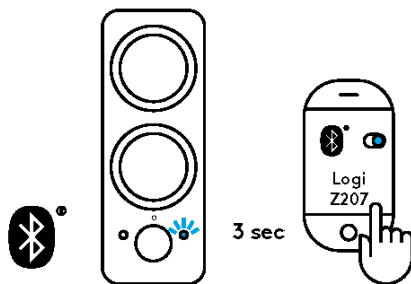
logitech®

KNOW YOUR PRODUCT



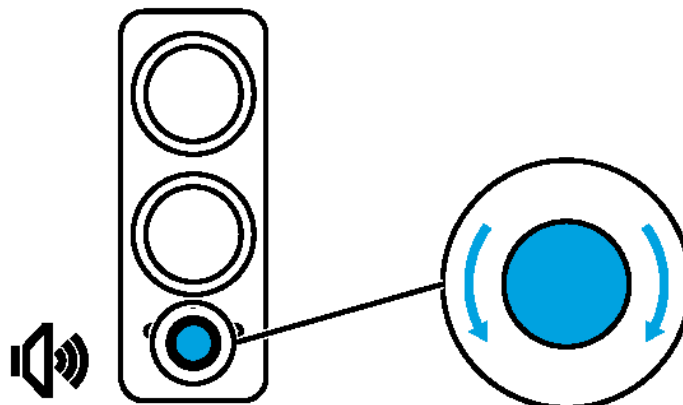
CONNECT THE SPEAKERS

1. Connect the DC power plug to the back of your right speaker and connect your AC adapter to the electrical outlet.
2. Connect to the 3.5 mm audio jack on your source device using the 3.5mm auxiliary input on the back of the right speaker.
3. (Optional) Connect your headphones to the headphone jack at the front of the right speaker.
4. Turn the speaker on using the power knob.
5. To pair your devices with speakers using Bluetooth, press the Bluetooth pairing button for 3 seconds until the LED starts blinking. Turn on Bluetooth on your device and select "Logi Z207" to connect to it. The LED will then turn to a steady blue light after pairing.

1**2****3****4****5**


ADJUST THE VOLUME

1. Increase (or decrease) the volume of speakers by rotating the volume control knob clockwise (or counter-clockwise) on the right speaker.

1

© 2019 Logitech. Logitech, Logi and other Logitech marks are owned by Logitech and may be registered. All other trademarks are the property of their respective owners. Logitech assumes no responsibility for any errors that may appear in this manual. Information contained herein is subject to change without notice.

Documents / Resources

 The image shows a pair of Logitech Z207 Bluetooth computer speakers. Each speaker is a small, rectangular unit with a circular driver and a control knob. They are connected by a coiled cable. Above the speakers, the text reads: "Z207 BLUETOOTH® COMPUTER SPEAKERS", "HAUT-PARLEURS Z207 BLUETOOTH® POUR ORDINATEUR", and "Haut-parleurs Z207 Bluetooth® pour ordinateur". The Logitech logo is at the bottom.	<p>logitech Speakers Computer [pdf] User Guide Rbluetooth Speakers Computer, Z207</p>
--	---

References

- [logi Getting Started - Z207 Bluetooth Computer Speakers – Logitech Support + Download](#)