

logitech 

MX ERGO S
Wireless Trackball
Mouse



logitech MX ERGO S Wireless Trackball Mouse User Guide

[Home](#) » [Logitech](#) » logitech MX ERGO S Wireless Trackball Mouse User Guide 

Contents

- [1 logitech MX ERGO S Wireless Trackball Mouse](#)
- [2 Specifications](#)
- [3 Product Usage Instructions](#)
- [4 KNOW YOUR PRODUCT](#)
- [5 SETUP](#)
- [6 more info](#)
- [7 FAQs](#)
- [8 Documents / Resources](#)
 - [8.1 References](#)
- [9 Related Posts](#)



logitech MX ERGO S Wireless Trackball Mouse



Specifications

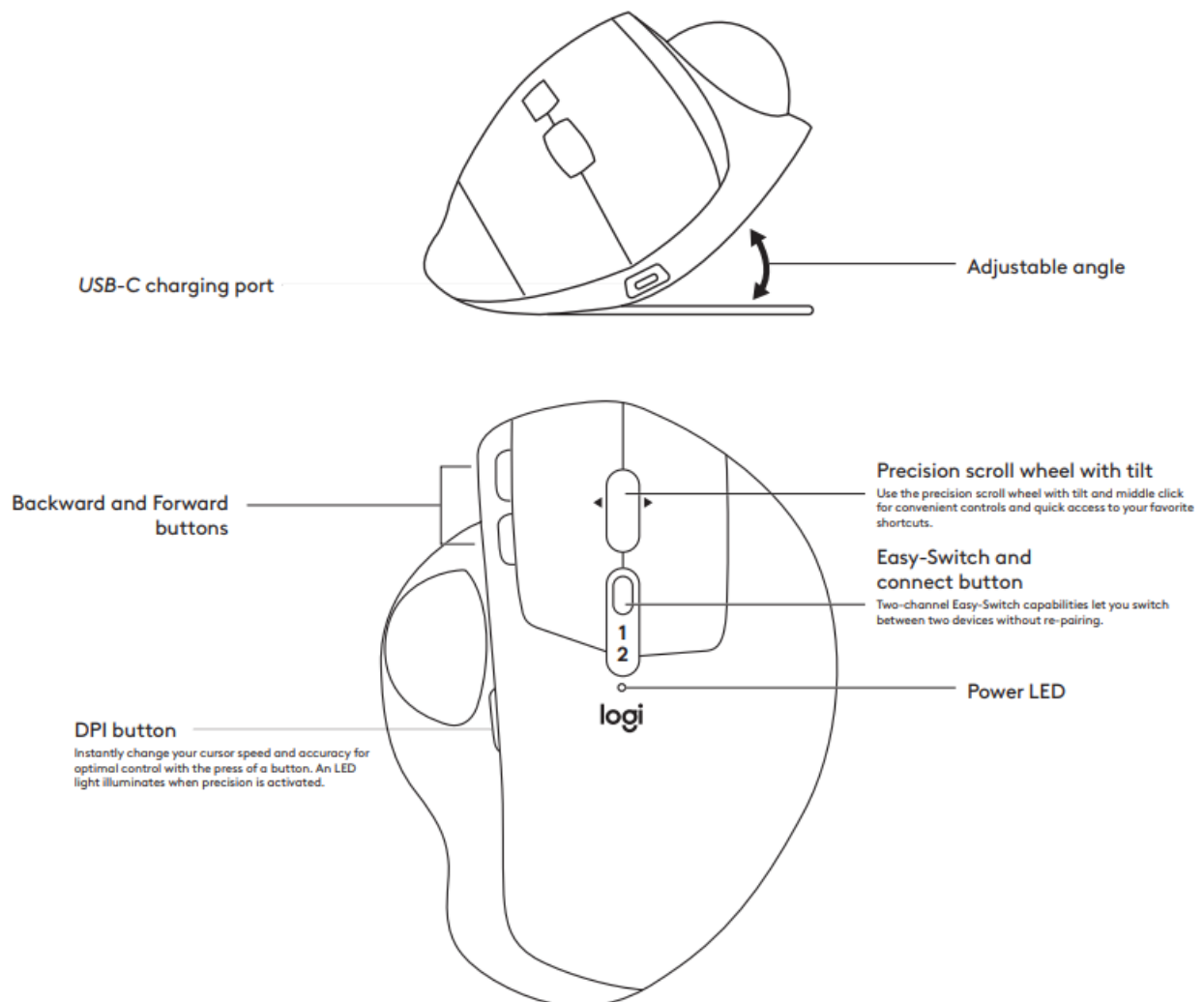
- USB-C charging port
- Adjustable angle
- Backward and Forward buttons

- Precision scroll wheel with tilt
- Easy-Switch and connect button
- Power LED
- DPI button
- Rechargeable battery: Up to four months on full charge
- Quick one-minute charge for a full day of usage
- Flow-enabled: Logitech Flow technology for easy file sharing between computers

Product Usage Instructions

1. Turn on your MX Ergo S Trackball.
2. Choose how you want to connect your mouse – Bluetooth or Logi Bolt USB.
3. Download Logi Options+ app to maximize your MX Ergo S Trackball experience. Visit logi.com/optionsplus for more information.

KNOW YOUR PRODUCT



Rechargeable battery:

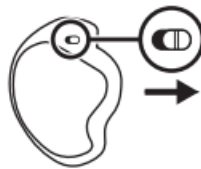
- A fast rechargeable battery holds power for up to four months on a full charge Quick, one-minute charge gives you a full day of usage

Flow-enabled:

- Easily copy/paste text, images and files between computers thanks to Logitech Flow technology

SETUP

1. Turn on your MX Ergo S Trackball



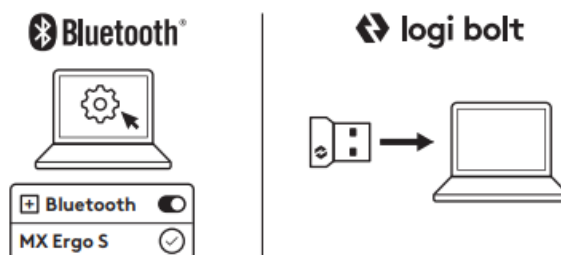
2. Choose how you want to connect your mouse

Via Bluetooth

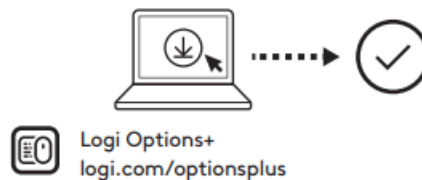
1. Press and hold the Easy Switch™ button at the top of the mouse below the scroll wheel for three seconds. This will put your mouse in pairing mode and the LED light will start blinking fast. Open the Bluetooth® settings on your computer to complete the pairing.

Via Logi Bolt Receiver

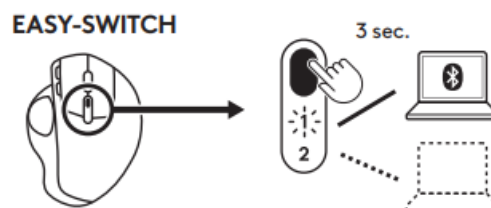
1. Plug in the Logi Bolt receiver into the USB port of your computer.



2. Download the Logi Options+ app to get the most out of your MX Ergo S Trackball experience. To download and learn more about the possibilities, go to logi.com/optionsplus



3. EASY-SWITCH



more info

- 2024 Logitech Logitech, Logi, and the Logitech logo are trademarks or registered trademarks of Logitech Europe SA and/or its affiliates in the US and other countries The Bluetooth® word mark and logos are registered trademarks owned by Bluetooth SIG, Inc and any use of such marks by Logitech is under license USB-C is a trademark of USB Implementers Forum All other third party trademarks are the property of their respective owners Information contained herein is subject to change without notice
- www.logitech.com/support/mxergos

FAQs

Q: How do I switch between devices using the Easy-Switch feature?

A: Press and hold the Easy Switch™ button located above the scroll wheel for three seconds to enter pairing mode and switch between devices without re-pairing.

Q: How can I adjust the cursor speed and precision?

A: Use the DPI button to instantly change your cursor speed and accuracy. An LED light will illuminate when precision mode is activated.


Q: How long does the battery last on a full charge?

A: The rechargeable battery can hold power for up to four months on a full charge. A quick one-minute charge provides a full day of usage.

Q: What is Logitech Flow technology?

A: Logitech Flow enables easy copy/paste of text, images, and files between computers for seamless productivity.

Documents / Resources

 <p>MX ERGO S Wireless Trackball Mouse MX ERGO S Wireless Trackball Mouse</p>	<p>logitech MX ERGO S Wireless Trackball Mouse [pdf] User Guide MX ERGO S Wireless Trackball Mouse, MX ERGO S, Wireless Trackball Mouse, Trackball Mouse, Mouse</p>
--	---

References

-  [Logi Options+ \(Plus\): Customization App for Logitech Devices](#)
- [User Manual](#)

[Manuals+](#), [Privacy Policy](#)

This website is an independent publication and is neither affiliated with nor endorsed by any of the trademark owners. The "Bluetooth®" word mark and logos are registered trademarks owned by Bluetooth SIG, Inc. The "Wi-Fi®" word mark and logos are registered trademarks owned by the Wi-Fi Alliance. Any use of these marks on this website does not imply any affiliation with or endorsement.