

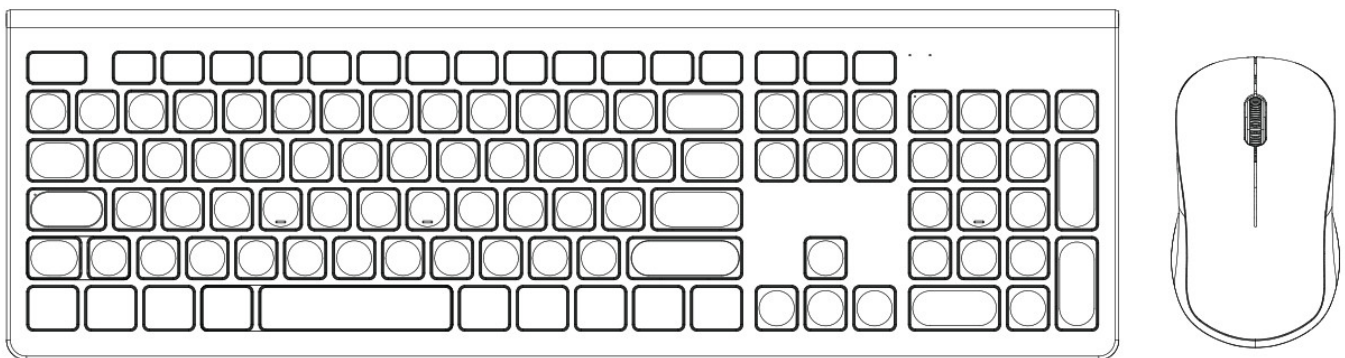


# logitech MK270 Wireless Mouse and Keyboard User Manual

[Home](#) » [Logitech](#) » logitech MK270 Wireless Mouse and Keyboard User Manual 



## MK270 Wireless Mouse and Keyboard User Manual















### Welcome:

Thank you for choosing this wireless product. To ensure optimum performance and safety, please read these instructions carefully before operating this product. It is strongly recommended you keep this manual for future reference.

### Contents

- [1 Combined Keys:](#)
- [2 Other shortcut keys:](#)
- [3 Systems the multimedia keys support:](#)
- [4 Package Contents:](#)
- [5 Keyboard Product Specifications:](#)
- [6 Keyboard Instructions:](#)
- [7 Functional area:](#)
- [8 Documents / Resources](#)
  - [8.1 References](#)
- [9 Related Posts](#)














### Combined Keys:

FN+F1		Media Play	FN+F2		Decrease Volume(-)
FN+F3		Increase Volume(+)	FN+F4		Mute
FN+F5		Previous Track	FN+F6		Next Track
FN+F7		Play / Pause	FN+F8		Stop
FN+F9		Browser	FN+F10		Mail
FN+F11		My Computer	FN+F12		Open Bookmarks

#### Other shortcut keys:

	Calculator
---	------------

#### Systems the multimedia keys support:

	Icon	Description	Win 8 Win 10	Win XP Win 7	Mac	Remarks
1		Media Play	O	O	x	
2		Decrease Volume(-)	O	O	O	
3		Increase Volume(+)	O	O	O	
4		Mute	O	O	O	
5		Previous Track	O	O	O	
6		Next Track	O	O	O	
7		Play / Pause	O	O	O	
8		Stop	O	O	O	
9		Browser	O	O	x	
10		Mail	O	O	x	
11		My Computer	O	O	x	
12		Open Bookmarks	O	O	x	
13		Calculator	O	O	x	

**Note:**

The multimedia keys are for Win 8 and Win 10, for other systems, there may be no function for some combined keys.

**Package Contents:**

1 x Wireless Keyboard 202  
1 x Wireless Mouse 936  
1 x User Manual

**Keyboard Product Specifications:**

1. Battery Type:2 AAA batteries
2. Multimedia functions
3. USB 2.0 interface,plug&play,no driver required.

4. Compatible with Windows OS(Windows 2000,XP,Vista,WIN7,WIN8,Win10), Mac.
5. Operating Voltage:2.0-3.0V
6. Operating Current: $\leq 10\text{mA}$
7. Sleeping Current: $\leq 50\mu\text{A}$
8. Key Life:10 million keystrokes
9. Dimension:440\*140\*21 mm
10. Weight:439g

## **Keyboard Instructions:**

### **Battery Installation**

The wireless keyboard uses 2 AAA batteries(not included). Open the battery compartment cover. Install the batteries into the compartment, and make sure the polarity of the batteries is correct. The positive(+)and negative(-)ends of each battery must match the positive(+)and negative(-)markings in the battery housing.

## **Functional area:**

Press the "Num Lock" button, the "1" LED will switch off and the numerical zone will change to the functional area.  
Number "2","4","6","8"are down, left, right, in the direction.  
Number "1","3","7","9"are for"Fine","Page Down","Home","Page Up".  
Number "0" is for "Insert".  
The decimal point is for "Delete".

## **Wireless mouse:**

### **Product Specifications:**

1. Working Frequency:2.4GHz
2. Operation Voltage:1.5V
3. Battery Type:1 AA battery
4. Current Dissipation:1.5V-20mA
5. Standby Current:0.5~2.0mA
6. Sleeping Current:50uA
7. DPI Resolution:1200
8. Working Distance: $\leq 10\text{M}$
9. Key Life:5 million
10. Dimensions:106\*61\*38 mm
11. Weight:60g

## **NOTE:**

This equipment has been tested and found to comply with the limits for a Class B digital device, pursuant to part 15 of the FCC Rules. These limits are designed to provide reasonable protection against harmful interference in a residential installation. This equipment generates uses and can radiate radio frequency energy and, if not installed and used in accordance with the instructions, may cause harmful interference to radio communications. However, there is no guarantee that interference will not occur in a particular installation. If this equipment does cause harmful interference to radio or television reception, which can be determined by turning the equipment off and on, the user is encouraged to try to correct the interference by one or more of the following measures:

- Reorient or relocate the receiving antenna.
- Increase the separation between the equipment and receiver.


- Connect the equipment into an outlet on a circuit different from that to which the receiver is connected.
- Consult the dealer or an experienced radio/TV technician for help

Changes or modifications not expressly approved by the party responsible for compliance could void the user’s authority to operate the equipment.

This device complies with Part 15 of the FCC Rules. Operation is subject to the following two conditions:

1. this device may not cause harmful interference, and
2. this device must accept any interference received, including interference that may cause undesired operation.

**Documents / Resources**

	<a href="#">logitech MK270 Wireless Mouse and Keyboard</a> [pdf] User Manual GD7202, 2ACKHGD7202, GD7910, 2ACKHGD7910, MK270, Wireless Mouse and Keyboard, Wireless Mouse, Wireless Keyboard
---	--

**References**