



Logitech M105 Mouse User Guide

[Home](#) » [Logitech](#) » Logitech M105 Mouse User Guide 

Contents

- [1 Logitech M105 Mouse](#)
- [2 Mouse Features](#)
- [3 Mouse Connect](#)
- [4 Troubleshooting](#)
- [5 Documents / Resources](#)
 - [5.1 References](#)
- [6 Related Posts](#)



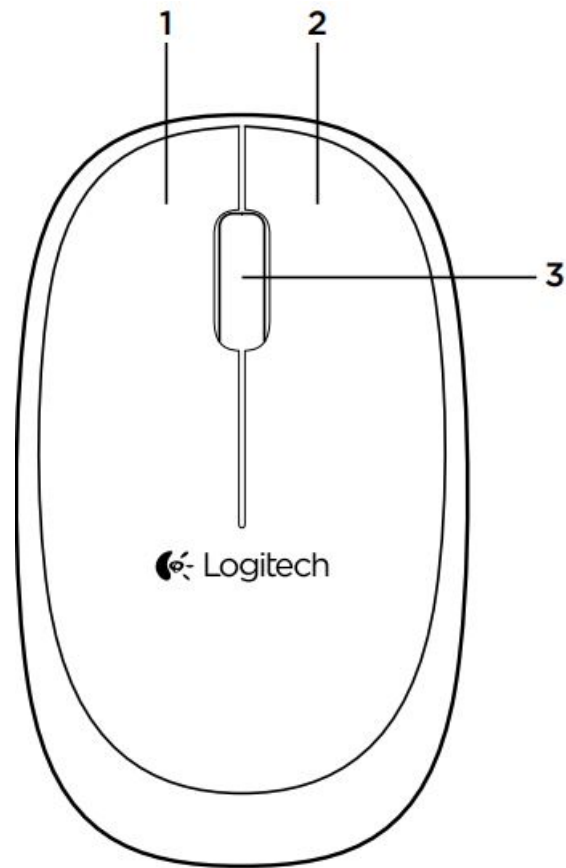
Logitech M105 Mouse



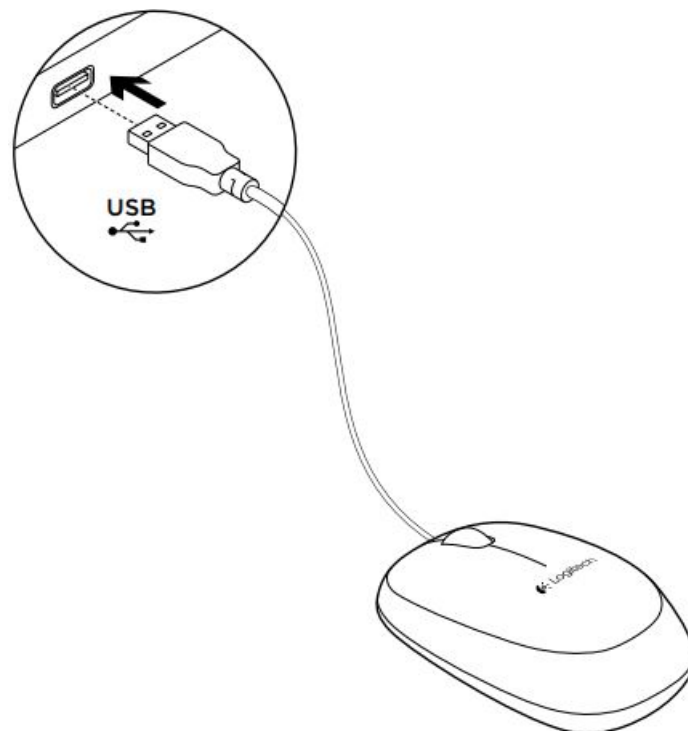
Mouse Features

1. Left button

2. Right button
3. Scroll wheel (Press for middle button.
Function varies by application).



Mouse Connect



Troubleshooting

Mouse not working?

- Check the USB cable connection.
- Try a different USB port on the computer.
- Connect directly to the computer and do not use a USB hub.
- Try the mouse on a different surface.

Additional help

For online help, go to www.logitech.com/support/m105

What do you think?

Please take a minute to tell us.

Thank you for purchasing our product.

www.logitech.com/ithink

www.logitech.com/support/m105

United Kingdom +44-(0)203-024-81 59


United States +1 646-454-3200

www.logitech.com

© 2012 Logitech. All rights reserved. Logitech, the Logitech logo, and other Logitech marks are owned by Logitech and may be registered. All other trademarks are the property of their respective owners. Logitech assumes no responsibility for any errors that may appear in this manual. Information contained herein is subject to change without notice.

620-004178.002

Documents / Resources

	<p>Logitech M105 Mouse [pdf] User Guide M105 Mouse, M105, Mouse</p>
---	---

References

- [Logitech | Official Online Store](#)
- [Logitech | Defy Logic - Tools to Create a Better Tomorrow](#)