



Logitech WONDERBOOM 3 Bluetooth Speaker User Manual

[Home](#) » [Support](#) » Logitech WONDERBOOM 3 Bluetooth Speaker User Manual 

Contents

- 1 Logitech WONDERBOOM 3 Bluetooth Speaker User Manual**
- 2 FEATURES**
 - 2.1 BIG BASS IN FULL 360**
 - 2.2 HOURS OF WONDER**
 - 2.3 IT GETS DIRTY**
 - 2.4 DOUBLES DOWN**
- 3 Additional Features**
 - 3.1 Fast Pair**
 - 3.2 Made with recycled plastic**
- 4 Specifications**
 - 4.1 360 SOUND**
 - 4.2 POWER**
 - 4.3 WIRELESS CAPABILITIES**
 - 4.4 COMPATIBILITY**
 - 4.5 WIRELESS RANGE**
 - 4.6 SUSTAINABILITY**
 - 4.7 DIMENSIONS**
- 5 WARRANTY**
- 6 PACKAGE CONTENTS**
- 7 USING YOUR BLUETOOTH SPEAKER**
 - 7.1 Step 1**
 - 7.2 Step 2: CONNECT**
 - 7.3 Step 3: PLAY MUSIC**
 - 7.4 Step 4: CONTROL MUSIC**
 - 7.5 Step 5: MULTI-HOST**
 - 7.6 Step 6**
 - 7.7 Step 7: BATTERY LEVEL**
- 8 DOWNLOAD**
- 9 References**
- 10 Related Posts**

Logitech WONDERBOOM 3 Bluetooth Speaker User Manual



WONDERBOOM 3

FEATURES

BIG BASS IN FULL 360

Get that big, bassy stereo sound— all from one little speaker. Tap the Outdoor Boost for audio that's specially tuned for the great outdoors



HOURS OF WONDER

14-hour battery life

Forget the charger. WONDERBOOM 3 bangs longer with 14 hours of playtime. So you can focus on having a good time.

IT GETS DIRTY

Dust and water resistant

The awe-inspiring IP67 rating gives WONDERBOOM 3 the durability to withstand dust, dirt, and even a splash or two. It can even get submerged in water for 30 minutes, making it the perfect compadre for the pool, beach, trail, or shower.



DOUBLES DOWN

Pair two for serious stereo

All you gotta do is pair up two. Press once to double up. Press again for a full two-channel stereo assault— that's left and right channels blasting from each respective speaker.

(Doesn't connect with WONDERBOOM1,2, BOOM, MEGABOOM, or HYPERBOOM)



Additional Features

Fast Pair

In one tap, the WONDERBOOM 3 enables quick, effortless Bluetooth pairing with your Android™* devices.

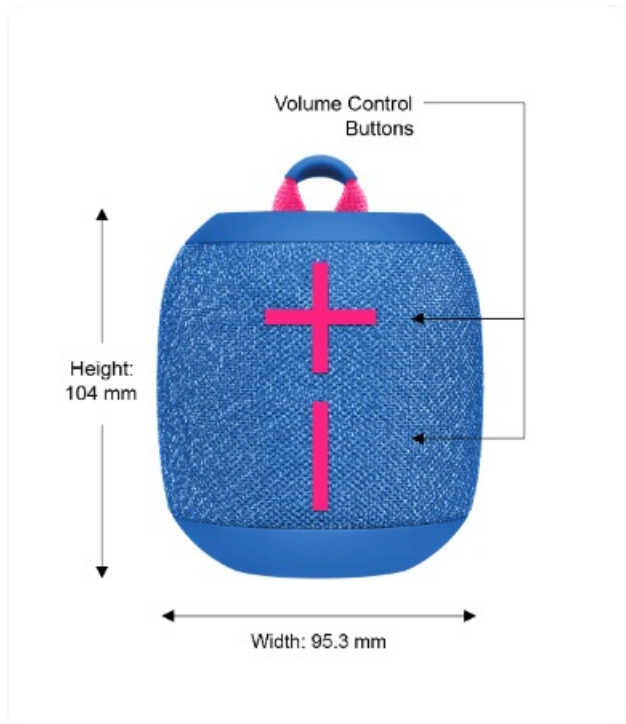
* Android phones running Marshmallow and above/6.0+

Made with recycled plastic

Plastic parts in WONDERBOOM 3 include a minimum of 31% certified post-consumer recycled plastic* by weight. "Post-consumer" means it's made with plastic sourced from end-of-life electronics. So it's literally the life of the party.

* excluding packaging.

Specifications




Hang Loop

Micro USB Port




Bluetooth



Play/Pause/Skip
& Double Up

Power ON/OFF



360 SOUND

Maximum sound level: 86 dBC (normal) and 87dBC (outdoor)

Drivers: two 40 mm active drivers and two 46.1 mm x 65.2 mm passive radiators.

POWER

Rechargeable lithium-ion battery for up to 14 hours of battery life between micro-USB charges. Actual battery life will vary with use, settings and environmental conditions.

Charge time: 2.6 hrs (with BC1.2 Compliant Adapter)

WIRELESS CAPABILITIES

Connect up to two source devices at the same time.

Wirelessly play (stream) to 2 WONDERBOOM 3 from one source

Mobile range-40 meter(131 FT) range

COMPATIBILITY

For audio playback: smartphones, tablets and other devices that support *Bluetooth* and *BluetoothSmart* wireless audio profile [Advanced Audio Distribution Profile (A2DP)].

WIRELESS RANGE

Mobile range for music playback is up to 131ft(40m)

SUSTAINABILITY

Minimum 31% Post-Consumer Recycled Content of the Total Plastic Components. Excludes packaging.

DIMENSIONS

Height 0.34 ft (104 mm) diameter 0.31 ft (95.3 mm) weight 14.8 oz (420 g) (speaker only)

WARRANTY

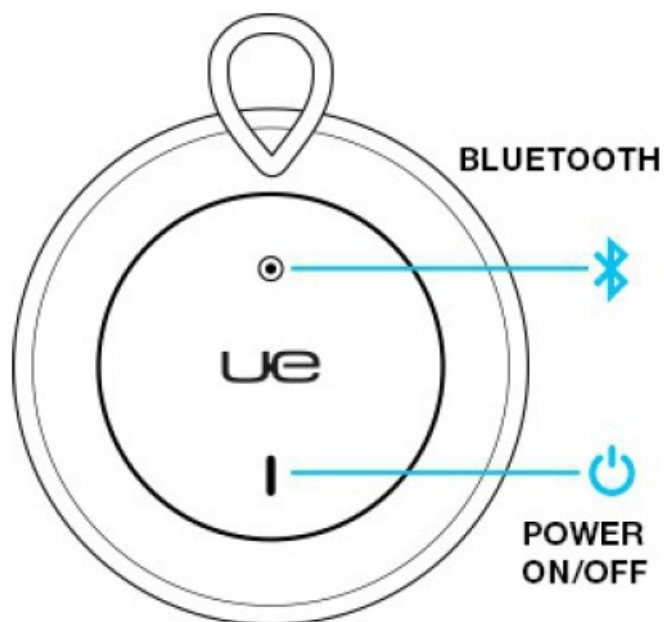
2-Year Limited Hardware Warranty.

PACKAGE CONTENTS

Includes:

- ULTIMATE EARS WONDERBOOM 3
- Bungee (attached to product)
- USB Cable
- Quick Start Guide (printed inside the box)

USING YOUR BLUETOOTH SPEAKER



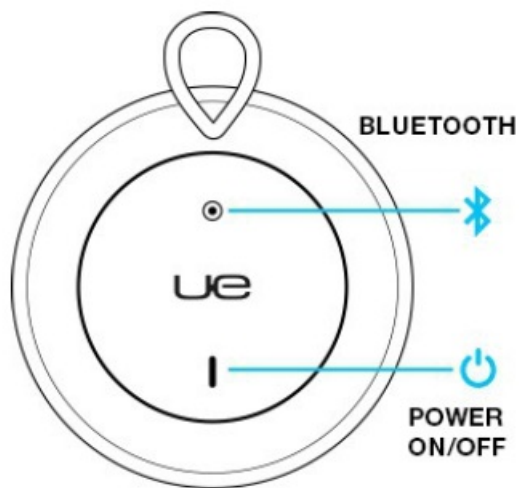
Step 1

POWER

To get started with your WONDERBOOM, press the power button located on the top of your speaker. When powered on, WONDERBOOM automatically reconnects to the last mobile device it was connected to.


WONDERBOOM will automatically turn itself off after 15 minutes of inactivity to save battery life.

WARNING! A wet or contaminated micro-USB connector may cause excessive heat or melting and may lead to fire damage or personal injury. Always charge your speaker with a clean, dry micro-USB connector.



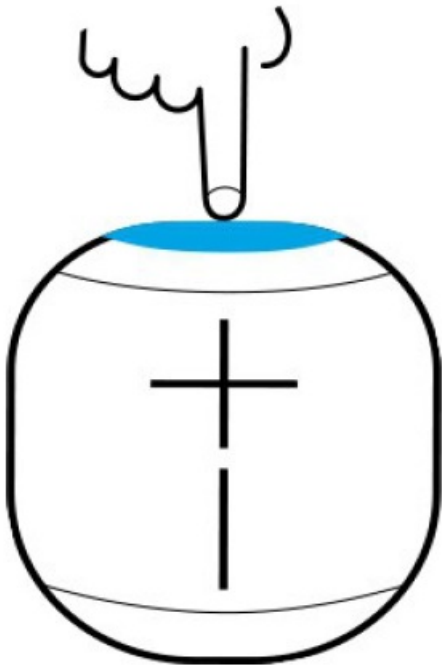
Step 2: CONNECT

To pair WONDERBOOM with your mobile device, press and hold the Bluetooth button until you hear the tone. Go to the Bluetooth settings on your mobile device and select WONDERBOOM from the list.



Step 3: PLAY MUSIC

Once WONDERBOOM is on and connected to your mobile device, just hit play to begin streaming your music. You can control the volume from your mobile device, or directly from your WONDERBOOM by pressing the "+" or "-" button.



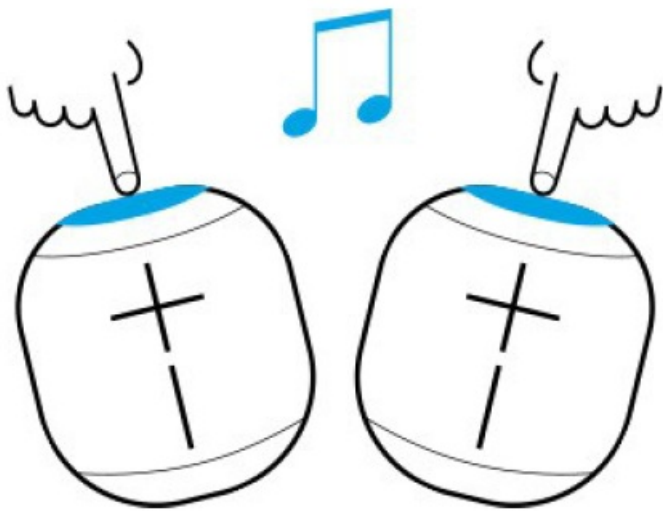
Step 4: CONTROL MUSIC

You can control the music directly from your WONDERBOOM without picking up your phone. To pause the stream, simply press the UE button located on the top of the speaker. Press it again to resume playing. Double press the button will skip to the next track.



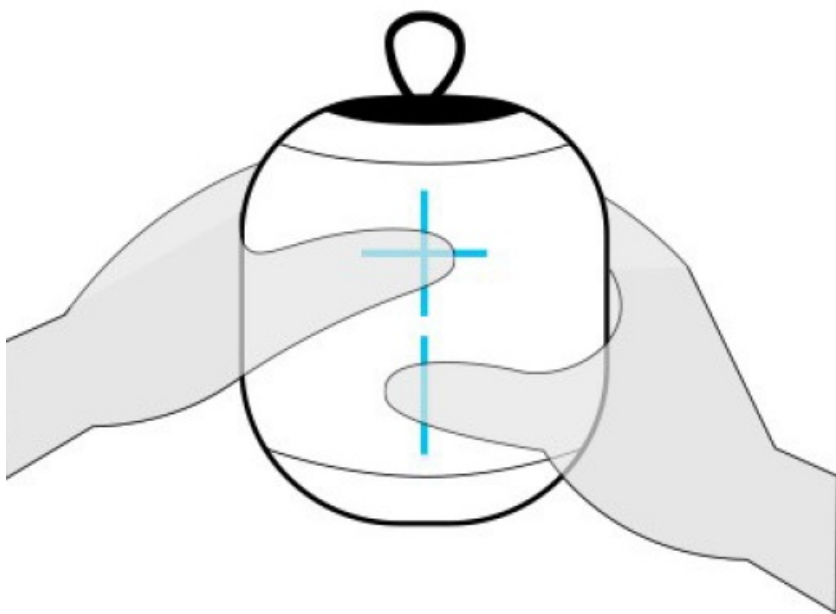
Step 5: MULTI-HOST

WONDERBOOM can simultaneously connect with up to two Bluetooth mobile devices. Simply pair and connect each mobile device to WONDERBOOM, then you can take turns playing music from each device.



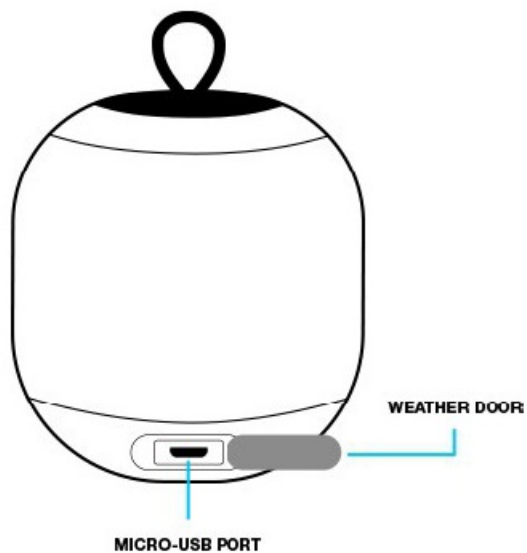
Step 6

Double up- Connect two WONDERBOOMs together for bigger sound. Long press the UE button on both speakers at the same time until you hear the pairing tone. Once pairing succeeds, you will hear another tone and music playing on both speakers!



Step 7: BATTERY LEVEL

You can check the battery level of your WONDERBOOM by pressing both the volume + and volume – buttons simultaneously.
High, Medium, Low



Step 8

chargeTo charge your WONDERBOOM, plug the included USB cable into the micro-USB port located inside the weather door.

DOWNLOAD

Logitech WONDERBOOM 3 Bluetooth Speaker User Manual – [[Download PDF](#)]

References

- [User Manual](#)