



logitech C922 Pro Stream Webcam User Manual

[Home](#) » [Logitech](#) » logitech C922 Pro Stream Webcam User Manual 

Contents

- 1 logitech C922 Pro Stream Webcam User Manual
- 2 C922 PRO STREAM WEBCAM DESIGNED FOR SERIOUS STREAMERS
- 3 WHAT'S IN THE BOX
- 4 WEBCAM FEATURES
- 5 QUICK SETUP
- 6 HOW TO STREAM WITH C922 – XSPLIT BROADCASTER
 - 6.1 HOW TO STREAM WITH A CUSTOM BACKGROUND –XSPLIT BROADCASTER
 - 6.2 HOW TO STREAM WITHOUT BACKGROUND– XSPLIT BROADCASTER
- 7 TIPS/ADVICE
- 8 Questions about your Manual? Post in the comments!
 - 8.1 Related Posts

logitech C922 Pro Stream Webcam User Manual



C922 PRO STREAM WEBCAM DESIGNED FOR SERIOUS STREAMERS

Designed for serious streamers only, the Logitech® C922 Pro Stream Webcam comes fully equipped to let you broadcast your talent to the world: full HD 1080p at 30fps or 720p at 60fps streaming and customizable background replacement.



WHAT'S IN THE BOX

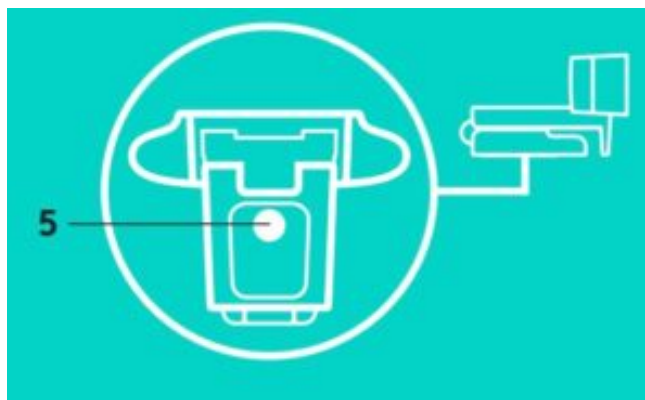
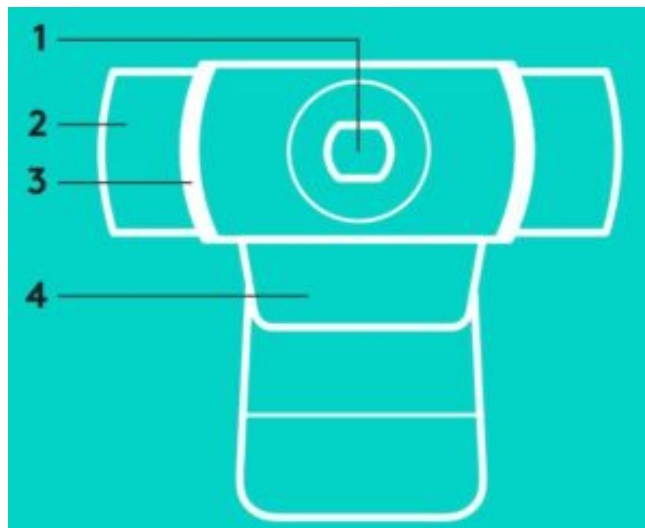
1. C922 Pro Stream Webcam
2. User documentation
3. Tripod*
4. 3-Month XSplit License*

***Tripod and 3-month XSplit license only supplied with some packages.**

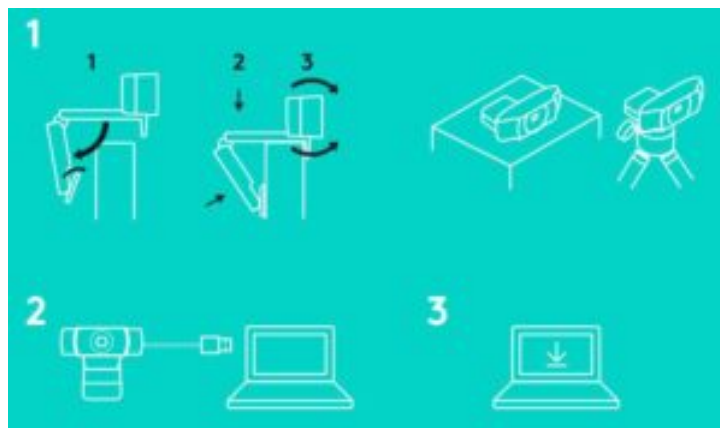


WEBCAM FEATURES

1. Full HD glass lens with autofocus
2. Dual Microphone
3. Activity light
4. Flexible clip/base
5. Tripod attachment



QUICK SETUP



To use your C922 Pro Stream Webcam, simply plug it into your computer, using the USB cable, and run your favorite app:

- XSplit or OBS to stream online
- Microsoft Camera App (Windows) or QuickTime Player (Mac) to record photos or video
- Skype, Facetime® for Mac or Google Hangouts™ for video call

To update your camera settings, such as exposure or focus, please go to www.logitech.com/support/c922. Download the ChromaCam by Personify for C922 app to use the background replacement technology in your live streams:

HOW TO STREAM WITH C922 – XSPLIT BROADCASTER

To stream with Logitech C922, complete the following steps:

- Launch XSplit Broadcaster.
- Go to Add > Webcam...> Logitech C922 Pro Stream Webcam.
- Use Logitech recommended settings or adjust them manually to you liking.

Refer to the XSplit Documentation at <http://xsplit.com> for more information.



HOW TO STREAM WITH A CUSTOM BACKGROUND –XSPLIT BROADCASTER

To stream with Logitech C922 and a custom background, complete the following steps:

1. Install ChromaCam by Personify for C922 from www.logitech.com/support.
2. Launch XSplit Broadcaster.
3. Go to Add > Webcam...> ChromaCam by Personify for C922. The ChromaCam app will launch automatically.
4. Select the required background or add your own in ChromaCam.

Refer to the XSplit Documentation at <http://xsplit.com> for more information.



HOW TO STREAM WITHOUT BACKGROUND– XSPLIT BROADCASTER

To stream with Logitech C922 without background, complete the following steps:

- Install ChromaCam by Personify for C922 from www.logitech.com/support.

- Launch XSplit Broadcaster.
- Go to Add > Webcam...> ChromaCam by Personify for C922. The ChromaCam app will launch automatically.
- Select the default virtual green screen background in ChromaCam.
- In XSplit Broadcaster, right-click your webcam capture to go into Camera Settings.
- Navigate to the “Color” tab.
- Select “ChromaKey” option, and make sure green is selected to remove the virtual green screen.

Refer to the XSplit Documentation at <http://xsplit.com> for more information.



TIPS/ADVICE

To achieve the best results when streaming, the following points should be followed:

- Avoid wearing green outfits when using the virtual green screen.
 - Make sure that you are well-lit to appear at your best during streaming.
- To achieve a constant 720p/60fps stream:
- Ensure that any lighting comes from behind the webcam
 - Use a “keylight”, a main light source to light up your face.
 - Use a softer “fill light” to reduce shadows on your face from the keylight.
 - Keep lighting behind you to a minimum.
 - Use natural lighting or bright white lights to provide neutral colors.
 - Try to use lighting that you can control the brightness on.

Read More About This User Manuals...

[logitech-C922-Pro-Stream-Webcam-Manual-Optimized.pdf](#)

[logitech-C922-Pro-Stream-Webcam-Manual-Orginal.pdf](#)

—

Questions about your Manual? Post in the comments!