

logitech
910-004860
Spotlight
Presentation
Remote



Logitech 910-004860 Spotlight Presentation Remote User Manual

[Home](#) » [Logitech](#) » Logitech 910-004860 Spotlight Presentation Remote User Manual 

Contents

- [1 Logitech 910-004860 Spotlight Presentation Remote](#)
- [2 Introduction](#)
- [3 Specification](#)
- [4 SETUP](#)
- [5 FEATURES](#)
- [6 LOGITECH PRESENTATION SOFTWARE](#)
- [7 Features](#)
- [8 Usage](#)
- [9 Care and Maintenance](#)
- [10 Troubleshooting](#)
- [11 Pros and Cons](#)
- [12 Contact Information](#)
- [13 Warranty](#)
- [14 FAQs](#)
- [15 Video-Logitech 910-004860 Spotlight Presentation Remote](#)
- [16 Reference Link](#)
- [17 References](#)
- [18 Related Posts](#)

logitech

Logitech 910-004860 Spotlight Presentation Remote



Launch Date: October 17, 2023

Price: \$92.99

Introduction

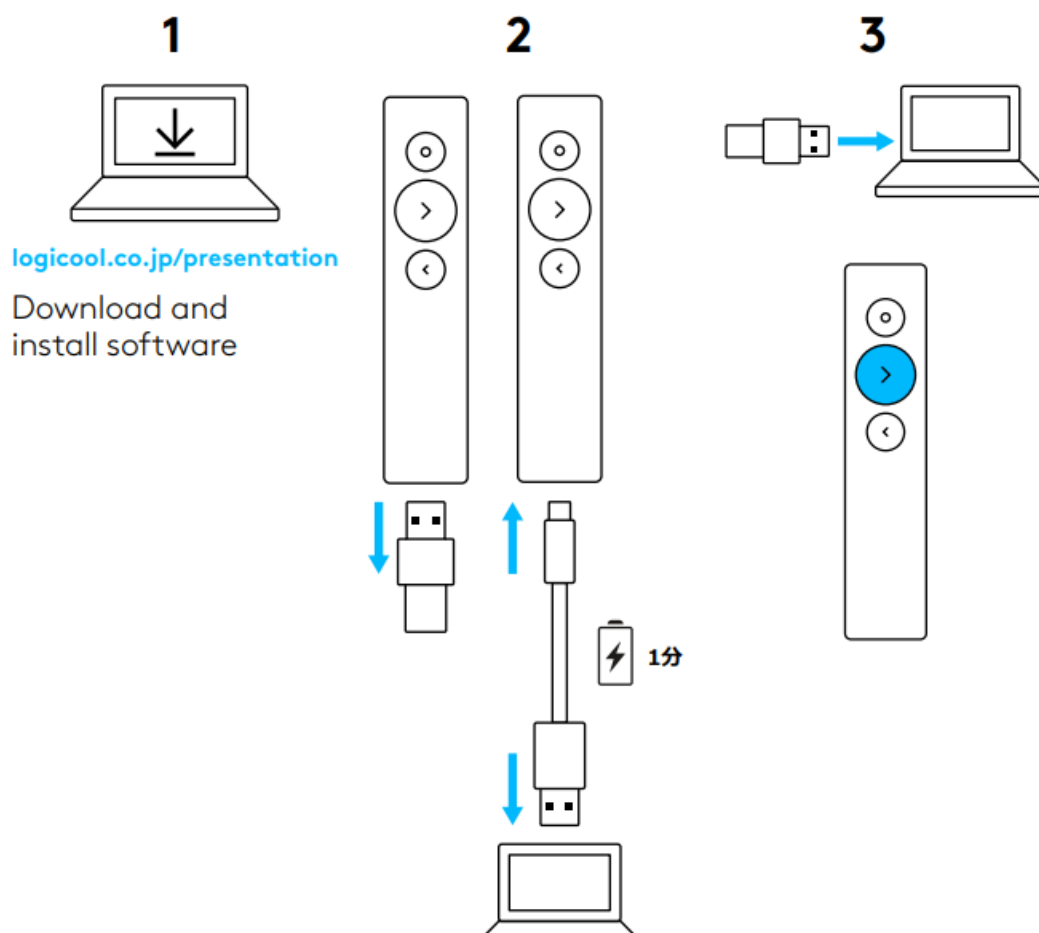
The Logitech 910-004860 Spotlight Presentation Remote is a powerful tool that is meant to make talks better and more efficient. Its advanced pointer system is better than regular laser flashlights because it lets you precisely highlight and enlarge on-screen content, so your audience can see important details. With USB and Bluetooth, the remote can link to two devices at once, making it useful in a variety of situations. It works with most running systems and presentation programs, like Google Slides, PowerPoint, Keynote, and more. The Spotlight has a portable battery that can be charged quickly and gives you up to three hours of use after just one minute. It also has smart time management and vibration alerts to help you stay on track with your show. This remote is meant to be comfortable and easy to use, so you can easily move around and control your presentations whether you are in the room or on a video call.

Specification

- **Highlight:** Advanced pointer + timer
- **Pointer:** Digital Pointer
- **Presenting Environments:** Projector/TV/LED screens

- **Connectivity:** USB + Bluetooth
- **Compatibility:** Windows, Mac
- **Presenting Software:** PowerPoint, Keynote, Google Slides, Prezi, PDF
- **Timer:** Yes with vibration alerts
- **Power:** Rechargeable (1 minute charge = 3 hours use)
- **Range:** 100 feet (30 meters)
- **Customizable Buttons:** Yes
- **Footnotes:**
 - Product Dimensions: 5.2 x 1.1 x 1.0 inches (131.7 x 28.8 x 26.2 mm)
 - Item Weight: 1.7 ounces (49 grams)
 - Item Model Number: 910-004860
 - Batteries: 1 Lithium Polymer battery (included)

SETUP



logicoool.co.jp/presentation

Download and install software: logitech.com/support/spotlight

FEATURES



1. **LED**

Instant feedback on battery and connectivity status.

2. **Pointer**

- Press and hold to highlight, magnify, and control the on-screen cursor.
- Simple press to open video/links.
- Double press to toggle pointer modes.

3. **Next**

- Simple press to navigate forward.
- Press and hold to use custom functions like volume control.

4. **Back**

- Simple press to navigate backward.
- Press and hold to use custom functions like volume control.

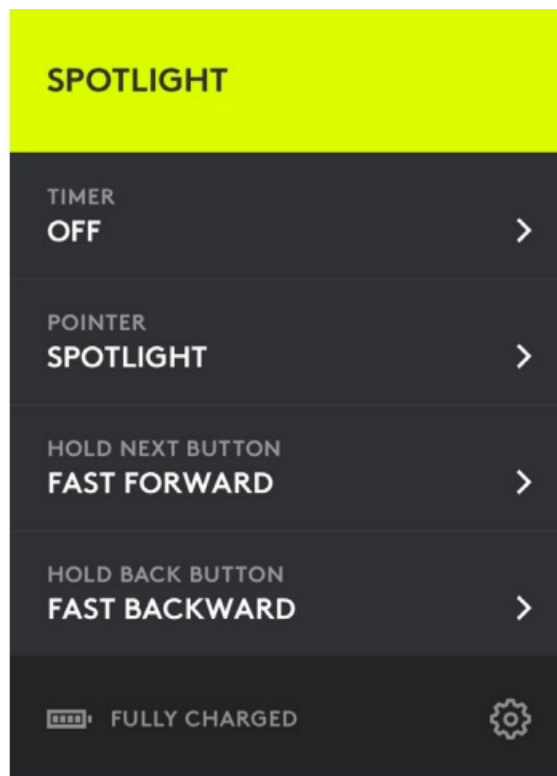
5. **Haptic feedback**

Receive silent timer notifications and battery alerts.

6. **Rechargeable USB-C**

Up to 3 months of battery life on a single charge via USB-C charging cable.

LOGITECH PRESENTATION SOFTWARE



1. Timer: Track presentation time and set vibration alerts.
2. Pointer: Toggle pointer modes and customize the size of your highlight and magnify overlays.
3. Custom control: Use Logitech Presentation to configure Spotlight for blanking the screen, gesture-controlled scrolling, volume adjustments, and more.
4. Onboarding: Learn how to use Spotlight with an immersive tour.
5. Sleep mode protection: Spotlight keeps your computer awake while you are present.
6. Battery alerts: Receive an on-screen notification when your battery is running low.
7. Operating range: Move and present freely from up to 30 meters/100 feet.
8. Universal compatibility: Works with Keynote, Powerpoint, PDF, Google Slides, and Prezi. Compatible with Windows® 7* or later and OS X 10.10 or later.
Windows 7 compatibility with USB receiver only.
9. Dual connectivity: Simply plug in the USB receiver or pair via Bluetooth®.
To pair, press and hold the pointer and back buttons for two seconds.
10. Fast charge: One minute gives you three hours of presentation

Features

Advanced Pointer System:

- **Precision Highlighting:** Go beyond traditional laser pointing with the ability to highlight or magnify areas on your slides in pixel-perfect detail. This feature ensures that your audience, both in-person and via video conference, can clearly see and focus on the key elements of your presentation.
- **Custom Pointer Modes:** Set your preferred pointer mode using the Logitech Presentation app, allowing for tailored highlighting and magnification that suits your presentation style.

Mouse-like Cursor Control:

- **Interactive Content:** Use the Spotlight remote to control on-screen elements as you would with a mouse. This includes playing and pausing videos, opening links, and interacting with various content types, providing a more engaging experience for your audience.

Smart Time Management:

- **Vibration Alerts:** The remote features a smart timer function that vibrates five minutes before the end of your presentation and again when the time is up. This helps you manage your presentation time effectively and ensures you stay on track.
- **Customizable Alerts:** Track your presenting time and set vibration alerts according to your needs via the Logitech Presentation app.

Dual Connectivity:

- **USB Receiver and Bluetooth:** Connect the remote to your computer using either the USB receiver or low energy Bluetooth Smart. The dual connectivity allows for flexibility and easy switching between connection methods. The built-in dock conveniently stores the USB receiver when not in use.

Universal Compatibility:

- **Cross-Platform Support:** The Spotlight remote is compatible with Windows, macOS, and all major presentation software, including PowerPoint, Keynote, PDF, Google Slides, and Prezi. This broad compatibility ensures it will work seamlessly with your preferred presentation tools.

Ergonomic Design:

- **Comfortable Use:** The remote's design is crafted for comfort, making it easy to hold and use during extended presentations. Its intuitive controls are designed to minimize strain and maximize ease of use.

Highlight and Magnify on Screen:

- **Enhanced Visibility:** The advanced pointer system allows you to highlight or magnify specific areas of your slides, making it easier for your audience to focus on critical details. This feature is visible both to in-person attendees and those joining remotely.

Customizable Controls:

- **Personalized Functionality:** Use the Logitech Presentation app to customize the functions of the remote's buttons and settings according to your preferences, making it a versatile tool tailored to your presentation style.

Usage

1. **Setup:** Plug the USB receiver into a computer or pair the remote via Bluetooth. Install the Logitech Presentation app if additional customization is desired.

- 2. **Charging:** Connect the remote to a power source using the included USB-C cable. The battery indicator will show the charge status.
- 3. **Operating:** Use the remote to navigate slides, highlight text, or set a presentation timer. The remote's ergonomic design makes it easy to handle during presentations.
- 4. **App Integration:** For advanced features, download the Logitech Presentation app to customize settings and access additional functionalities.

Care and Maintenance

- **Cleaning:** Wipe the remote with a soft, dry cloth. Avoid using harsh chemicals or liquids.
- **Charging:** Regularly charge the remote to maintain battery health. Avoid leaving it plugged in for extended periods once fully charged.
- **Storage:** Keep the remote in the travel pouch when not in use to protect it from damage.

Troubleshooting

Issue	Solution
The Remote Not Turning On	Ensure the battery is charged. Try connecting the remote to a power source using the USB-C cable. Check the battery status in the Logitech app.
Unresponsive Remote	Reconnect the USB receiver or re-pair the remote via Bluetooth. Restart the computer and try again.
Pointer Not Working	Check if the remote is properly paired and within range. Ensure that the pointer mode is selected in the Logitech app.
Slide Navigation Issues	Verify that the remote is compatible with your presentation software. Update the software or drivers if necessary.
Vibration Alerts Not Working	Ensure the timer function is set up correctly in the Logitech app. Check the app settings and adjust as needed.
Battery Not Charging	Use a different USB cable or power source to charge the remote. Check for any visible damage to the charging port.
Connectivity Problems	Ensure that the USB receiver is securely plugged in. Check for interference from other wireless devices.
Cursor Control Issues	Verify that cursor control is enabled in the Logitech app. Make sure the remote is paired and functioning properly.

Pros and Cons

Pros

- **Long Wireless Range:** Operate from up to 100 ft away.
- **Customizable Features:** Tailor settings to fit your presentation style.
- **Fast Recharge:** Quick charging capabilities enhance usability.

Cons

- **Price Point:** Higher than some basic presentation remotes.
- **Limited Compatibility:** Some features may not work on non-supported platforms.

Contact Information

Customer Service Phone Numbers

- **Toll-Free Number:** [877-755-3837](tel:877-755-3837)
- **Customer Service:** [646-454-3200](tel:646-454-3200)
- **Technical Support:** [866-632-5644](tel:866-632-5644)
- **Accessibility Support:** [510-713-4866](tel:510-713-4866)
- **Warranty Claims:** [646-454-3200](tel:646-454-3200) or [866-632-5644](tel:866-632-5644)

Corporate Office

- **Address:** 3930 North First Street, San Jose, CA 95134
- **Phone:** [510-795-8500](tel:510-795-8500)

Email Support

- **General Inquiries:** customercare@logitech.com
- **Accessibility Issues:** accessibility@logitech.com
- **Data Protection Inquiries:** privacy@logitech.com

Warranty

The Logitech Spotlight Presentation Remote comes with a limited warranty of 2 years, covering defects in materials and workmanship.

FAQs

What is the Logitech 910-004860 Spotlight Presentation Remote designed for?

The Logitech 910-004860 Spotlight Presentation Remote is designed to enhance presentations by providing precise control, highlighting features, and easy navigation of slides.

How does the Logitech 910-004860 Spotlight Presentation Remote connect to a computer?

The Logitech 910-004860 Spotlight Presentation Remote connects to a computer via a USB receiver or low-energy Bluetooth, offering flexibility in connectivity.

What is the maximum range of the Logitech 910-004860 Spotlight Presentation Remote?

The Logitech 910-004860 Spotlight Presentation Remote has a maximum range of up to 100 feet (30 meters).

What battery type does the Logitech 910-004860 Spotlight Presentation Remote use?

The Logitech 910-004860 Spotlight Presentation Remote uses a rechargeable Lithium Polymer battery.

How long does the battery of the Logitech 910-004860 Spotlight Presentation Remote last on a full charge?

The battery of the Logitech 910-004860 Spotlight Presentation Remote can last up to 3 months on a full charge.

What presentation software is compatible with the Logitech 910-004860 Spotlight Presentation Remote?

The Logitech 910-004860 Spotlight Presentation Remote is compatible with PowerPoint, Keynote, Google Slides, Prezi, and PDF.

How does the Logitech 910-004860 Spotlight Presentation Remote help with time management during presentations?

The Logitech 910-004860 Spotlight Presentation Remote features a timer with vibration alerts that notify you five minutes before the end of your presentation and again when time is up.

What makes the pointer system of the Logitech 910-004860 Spotlight Presentation Remote advanced?

The pointer system of the Logitech 910-004860 Spotlight Presentation Remote allows for precise highlighting and magnification of on-screen content, beyond traditional laser pointers.

How can you customize the buttons on the Logitech 910-004860 Spotlight Presentation Remote?

You can customize the buttons on the Logitech 910-004860 Spotlight Presentation Remote using the Logitech Presentation app.

What should you do if the Logitech 910-004860 Spotlight Presentation Remote is not responding?

If the Logitech 910-004860 Spotlight Presentation Remote is not responding, try reconnecting the USB receiver or re-pairing the remote via Bluetooth. Restarting the computer may also help.

What is the weight of the Logitech 910-004860 Spotlight Presentation Remote?

The Logitech 910-004860 Spotlight Presentation Remote weighs 1.7 ounces (49 grams).

How do you recharge the Logitech 910-004860 Spotlight Presentation Remote?

You recharge the Logitech 910-004860 Spotlight Presentation Remote using the included USB-C cable.


What accessories come with the Logitech 910-004860 Spotlight Presentation Remote, and does it have a long-lasting battery?

The Logitech 910-004860 Spotlight Presentation Remote comes with a USB receiver, charging cable, and pouch. It has a rechargeable lithium polymer battery that can last up to 3 months on a single charge.

Does the laser pointer on the Logitech 910-004860 Spotlight Presentation Remote work on TV screens or only on computer screens?

The Logitech 910-004860 Spotlight Presentation Remote's laser pointer feature is designed to work on computer screens. Its compatibility with TV screens may vary.

Video-Logitech 910-004860 Spotlight Presentation Remote



<https://loadthismanual.blogspot.com/2023/08/Logi-Presentation-Remote-User-Manual-Spotlight-Presentation-Remote.mp4>

Reference Link

Logitech 910-004860 Spotlight Presentation Remote User Manual-Device. report

References

- **User Manual**

[Manuals+](#), [Privacy Policy](#)

This website is an independent publication and is neither affiliated with nor endorsed by any of the trademark owners. The "Bluetooth®" word mark and logos are registered trademarks owned by Bluetooth SIG, Inc. The "Wi-Fi®" word mark and logos are registered trademarks owned by the Wi-Fi Alliance. Any use of these marks on this website does not imply any affiliation with or endorsement.