



logitech H340 USB Computer Headset User Guide

[Home](#) » [Logitech](#) » logitech H340 USB Computer Headset User Guide 

Contents

- [1 logitech H340 USB Computer Headset](#)
- [2 Product Information](#)
- [3 Product Usage Instructions](#)
- [4 KNOW YOUR PRODUCT](#)
- [5 CONTROLS](#)
- [6 Documents / Resources](#)
 - [6.1 References](#)

logitech[®]

logitech H340 USB Computer Headset



Product Information

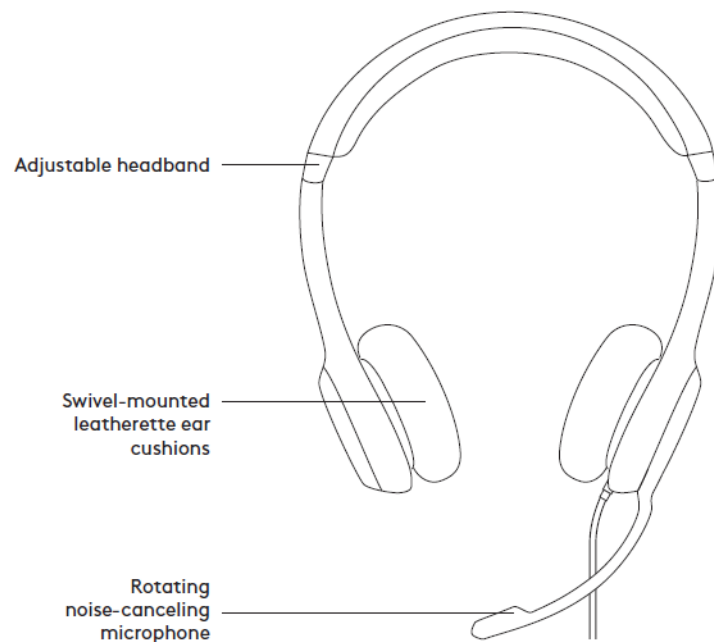
- Product Name: USB Computer Headset
- Features:
 - Adjustable headband
 - Swivel-mounted leatherette ear cushions
 - Rotating noise-canceling microphone
 - In-line controller with mute button, mute light, and volume up/down controls
 - USB-A connector for easy computer connectivity

Product Usage Instructions

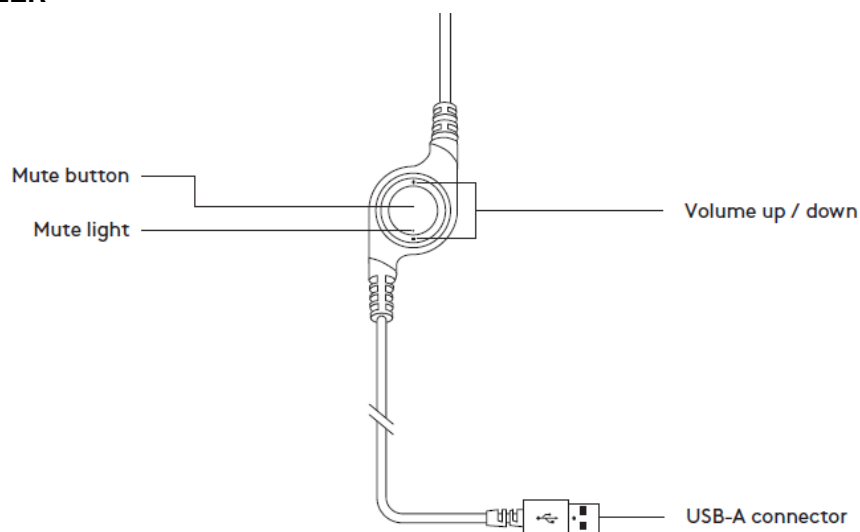
1. Connecting the Headset:
 - Plug the USB-A connector into the USB port of your computer.
2. Headset Fit:
 - To adjust the headset size, move the headband up and down until it fits comfortably.
 - Move the microphone boom up or down until it is level with your mouth for better voice capture.
 - The boom can be tucked out of the way when not being used.
3. Controls:
 - To increase the volume, press the volume up button (+).
 - To decrease the volume, press the volume down button (-).
 - To mute or unmute, short press the center button. The mute light will indicate the status:
 - Flashing RED: Mute On
 - Solid RED: Mute Off

For further support or assistance, visit www.logitech.com/support/usbcomputerheadset.

KNOW YOUR PRODUCT




IN-LINE CONTROLLER



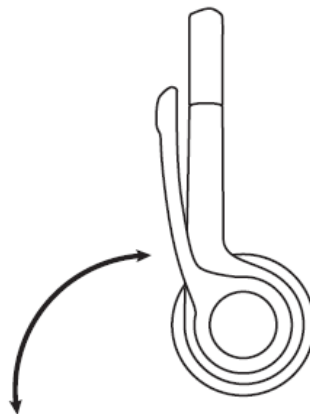
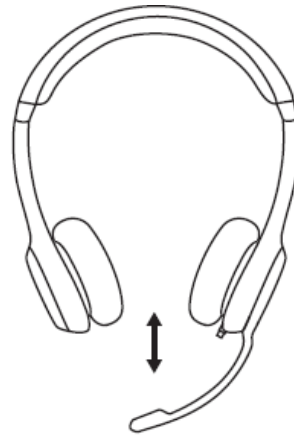
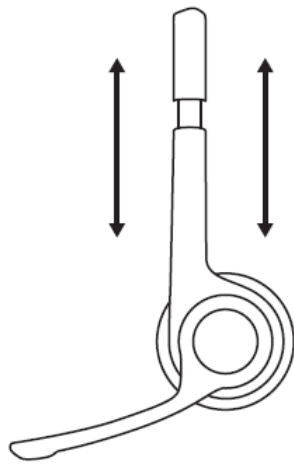
CONNECTING THE HEADSET

Plug the USB-A connector into the computer USB port.

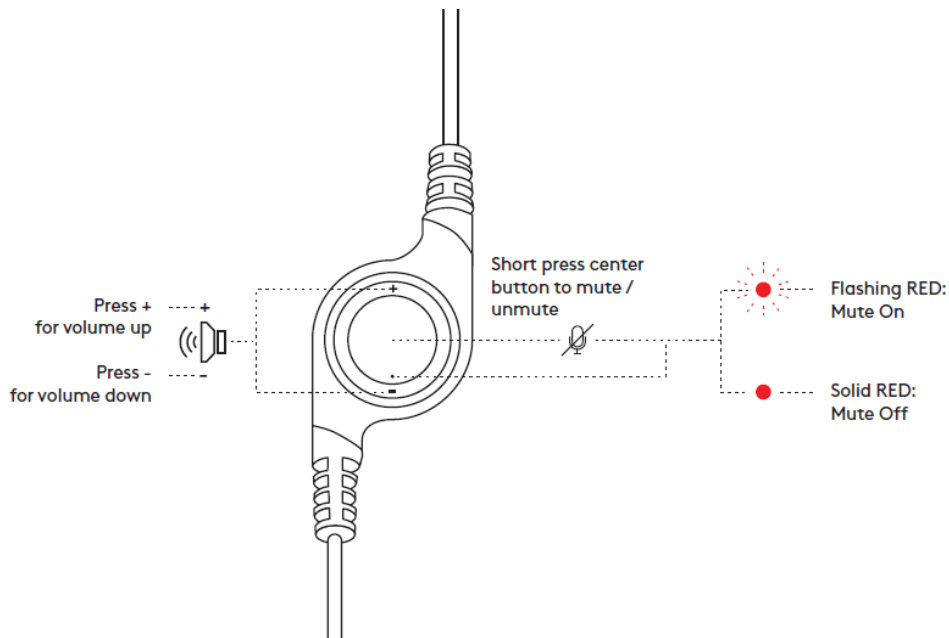


HEADSET FIT

1. To adjust headset size, move the headband up and down until it fits comfortably.
2. Move the microphone boom up or down until it is level with your mouth for better voice capture.
3. Boom can be tucked out of the way when not being used.




CONTROLS



www.logitech.com/support/usbcomputerheadset

© 2023 Logitech. Logitech, Logi and other Logitech marks are owned by Logitech and may be registered. All other trademarks are the property of their respective owners. Logitech assumes no responsibility for any errors that may appear in this manual. Information contained herein is subject to change without notice.

Documents / Resources

	<p>logitech H340 USB Computer Headset [pdf] User Guide H340 USB Computer Headset, H340, USB Computer Headset, Computer Headset, Headset</p>
---	---

References

- [logi USB Computer Headset – Logitech Support + Download](#)