



# Logitech G915 X Low-Profile Wired Gaming Keyboard User Guide

[Home](#) » [Logitech](#) » Logitech G915 X Low-Profile Wired Gaming Keyboard User Guide 

## Contents

- [1 Logitech G915 X Low-Profile Wired Gaming Keyboard](#)
- [2 Specifications](#)
- [3 FAQ](#)
- [4 WIRED CONNECTION](#)
- [5 KEYBOARD FEATURES](#)
- [6 KEYBOARD FEATURES – LIGHTING FUNCTIONS](#)
- [7 GAME MODE BUTTON](#)
- [8 ENABLE FULL KEY CUSTOMIZATION](#)
- [9 ONBOARD MEMORY](#)
- [10 KEYBOARD FEATURES – MEDIA CONTROLS](#)
- [11 Documents / Resources](#)
  - [11.1 References](#)



## Logitech G915 X Low-Profile Wired Gaming Keyboard



## Specifications

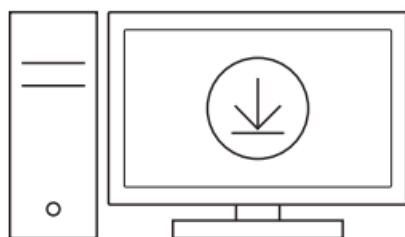
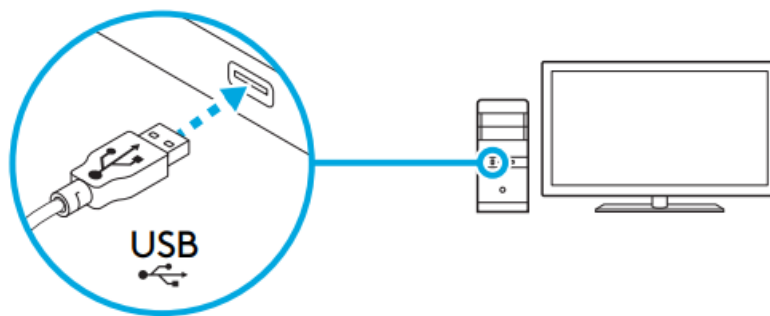
- Product Name: G915 X Low-Profile Wired Gaming Keyboard
- Features: G-Keys, Game Mode, Brightness Control, USB Pass-through, Media Controls
- Lighting Functions: Onboard lighting effects with customizable options
- Game Mode Button: Disables specific keys to prevent interruptions during gameplay
- Backlighting: Adjustable keyboard brightness
- Key Customization: Default and Customized layout options
- Onboard Memory: Three profiles can be saved to the keyboard
- Compatibility: Works with G HUB software for customization

## FAQ

### Questions

If you have any further questions or need assistance, please visit [Logitech G support page](https://support.logitech.com/g915x).

## WIRED CONNECTION

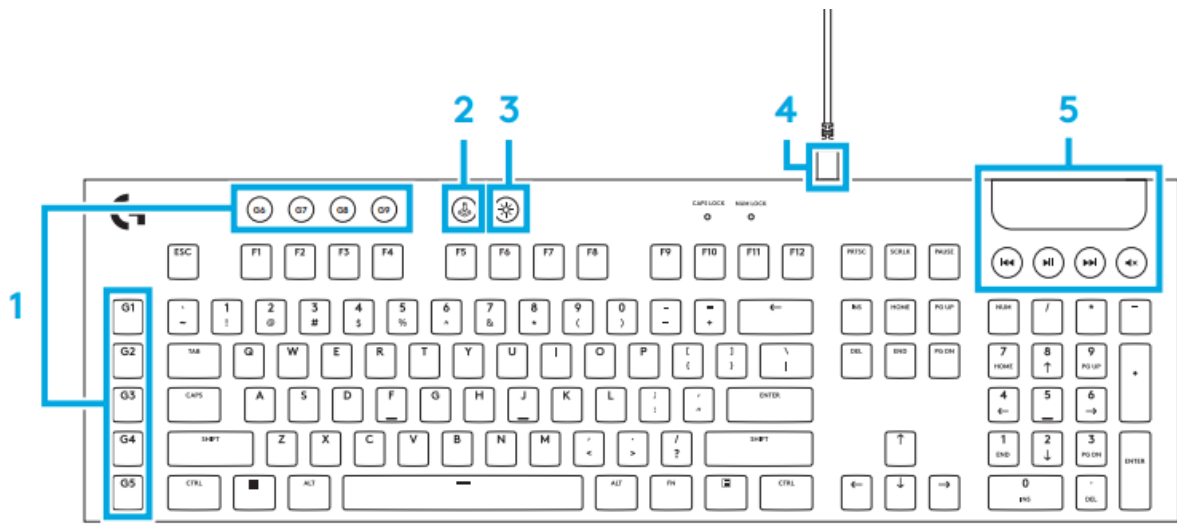


[logitechG.com/support/G915X](https://logitechG.com/support/G915X)

[logitechG.com/support/G915X](https://logitechG.com/support/G915X)

## KEYBOARD FEATURES

1. G-Keys
2. Game Mode
3. Brightness
4. USB Pass-through
5. Media Controls

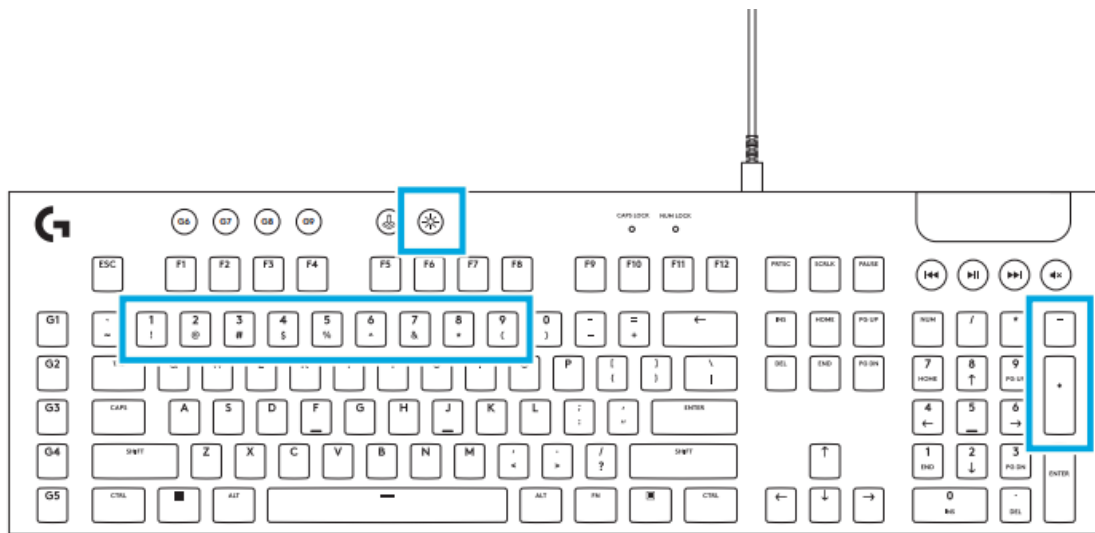


## KEYBOARD FEATURES – LIGHTING FUNCTIONS

In addition to the lighting features available through G HUB software, G915 X has onboard lighting effects. To select these effects, press and hold the Brightness button while pressing the keyboard number keys to select an effect:

Shortcut	First press	Subsequent presses
Brightness + key 1	Fixed	Cycle through colors
Brightness + key 2	Breathing	
Brightness + key 3	Ripple	
Brightness + key 4	Color cycle	
Brightness + key 5	Colorwave	Cycle through directions
Brightness + key 6	Signature effect #1	
Brightness + key 7	Signature effect #2	
Brightness + key 8	Custom lighting effect #1	
Brightness + key 9	Custom lighting effect #2	
Brightness + key "-"	Decreases effect speed	
Brightness + key "+"	Increased effect speed	

User-stored effects are saved to the keyboard by G HUB software.



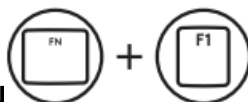
## GAME MODE BUTTON

This button disables the standard Windows key and Menu key to prevent the Windows Start menu from activating during a game, which might disrupt play.  
The game mode LED is lit during game mode.



## KEYBOARD BACK-LIGHTING

Adjust keyboard brightness by cycling the keyboard brightness button.

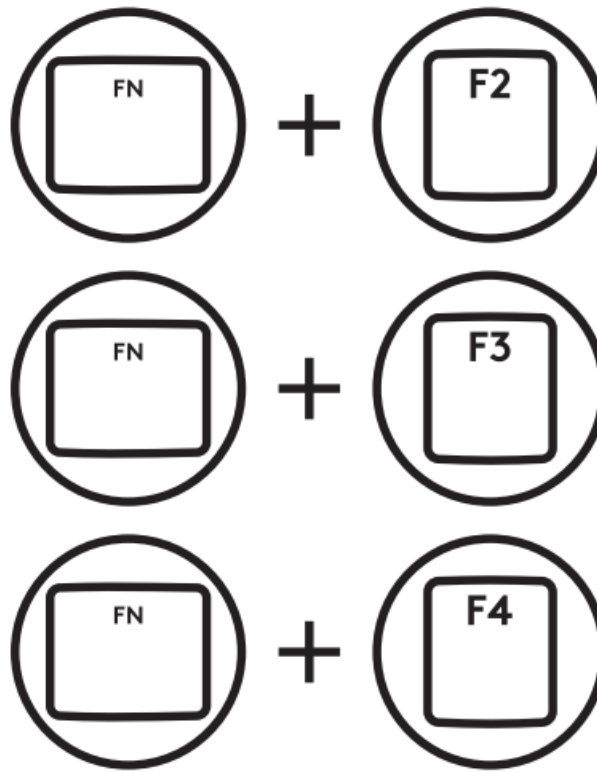


## ENABLE FULL KEY CUSTOMIZATION

Toggle to switch between Default and Customized layout.

## ONBOARD MEMORY

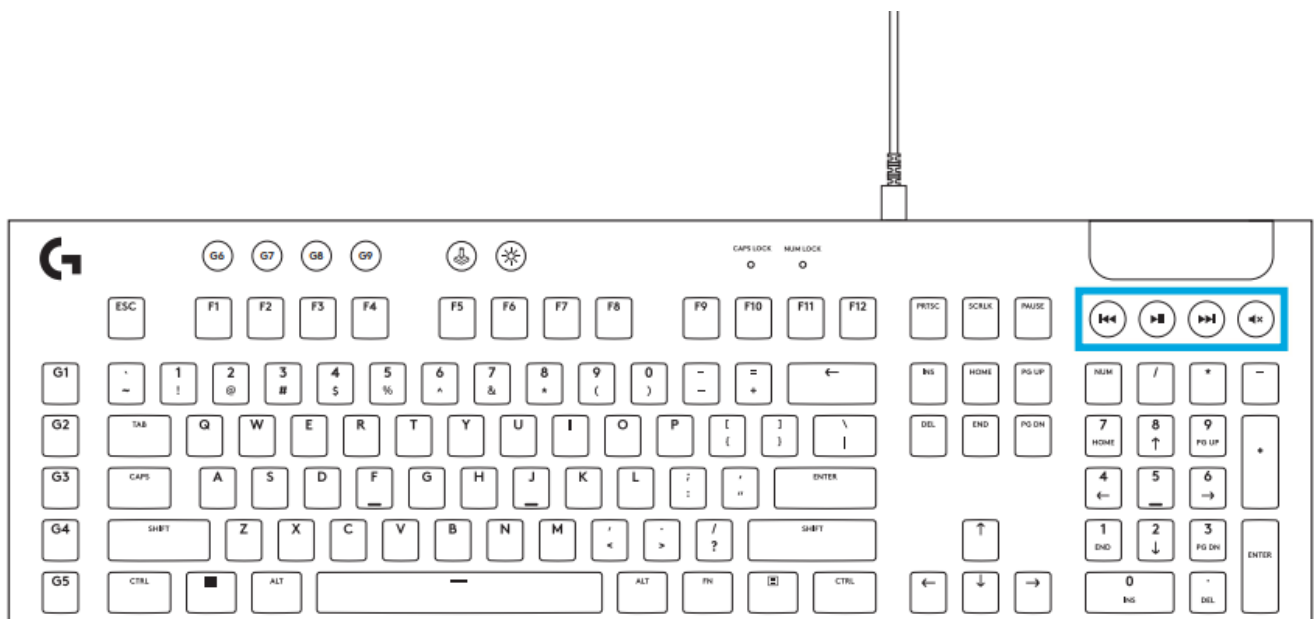
- Three onboard profiles can be saved to G915 X.
- The profiles are downloaded into the G915 X through G HUB software, and are accessed by using FN+F2, F3, F4 when the keyboard is in Onboard mode (selected from G HUB software, or when G HUB software is off or not installed).



## KEYBOARD FEATURES – MEDIA CONTROLS

G915 X has media controls, located in the upper right corner of the keyboard.

- Volume roller – controls volume of the active audio on your PC.
- Skip Back – goes to the beginning of a track, or to a previous track, depending on the application.
- Play/Pause – starts or stops the audio or video source playback.
- Skip forward – goes to the end of the track or to the next track, depending on the application.
- Mute – stops audio output.




## QUESTIONS?

[logitechG.com/support/G915X](https://logitechG.com/support/G915X)

Europe S.A. and/or its affiliates in the U.S. and other countries. All other trademarks are the property of their respective owners.

## Documents / Resources

	<p><a href="#">Logitech G915 X Low-Profile Wired Gaming Keyboard</a> [pdf] User Guide</p> <p>G915 X Low-Profile Wired Gaming Keyboard, G915 X, Low-Profile Wired Gaming Keyboard, Wired Gaming Keyboard, Gaming Keyboard, Keyboard</p>
---	--

## References

- [User Manual](#)

[Manuals+](#), [Privacy Policy](#)

This website is an independent publication and is neither affiliated with nor endorsed by any of the trademark owners. The "Bluetooth®" word mark and logos are registered trademarks owned by Bluetooth SIG, Inc. The "Wi-Fi®" word mark and logos are registered trademarks owned by the Wi-Fi Alliance. Any use of these marks on this website does not imply any affiliation with or endorsement.