



# logitech G910 Orion Spectrum RGB Mechanical Gaming Keyboard User Guide

[Home](#) » [Logitech](#) » logitech G910 Orion Spectrum RGB Mechanical Gaming Keyboard User Guide

## Contents [ [hide](#) ]

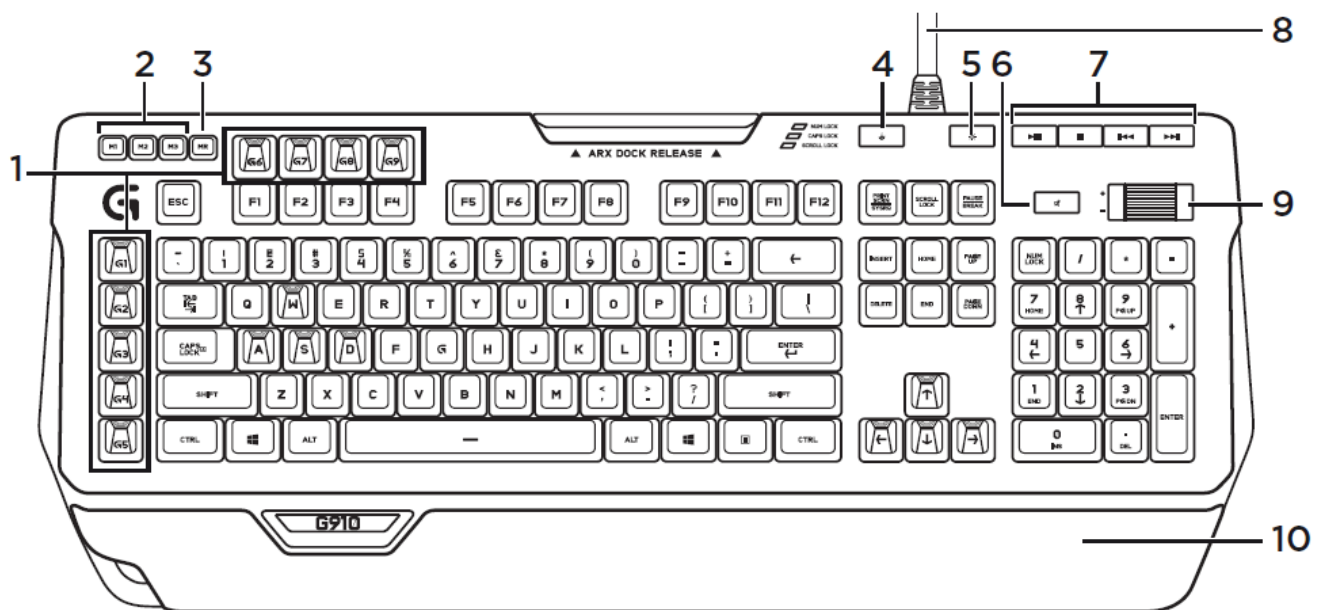
- 1 logitech G910 Orion Spectrum RGB Mechanical Gaming Keyboard
- 2 KNOW YOUR PRODUCT
- 3 SET UP YOUR PRODUCT
- 4 PRODUCT FEATURES
- 5 Game/Windows key
- 6 Keyboard backlighting
- 7 TROUBLESHOOTING
- 8 VISIT PRODUCT SUPPORT
- 9 Documents / Resources
  - 9.1 References
- 10 Related Posts



**logitech G910 Orion Spectrum RGB Mechanical Gaming Keyboard**

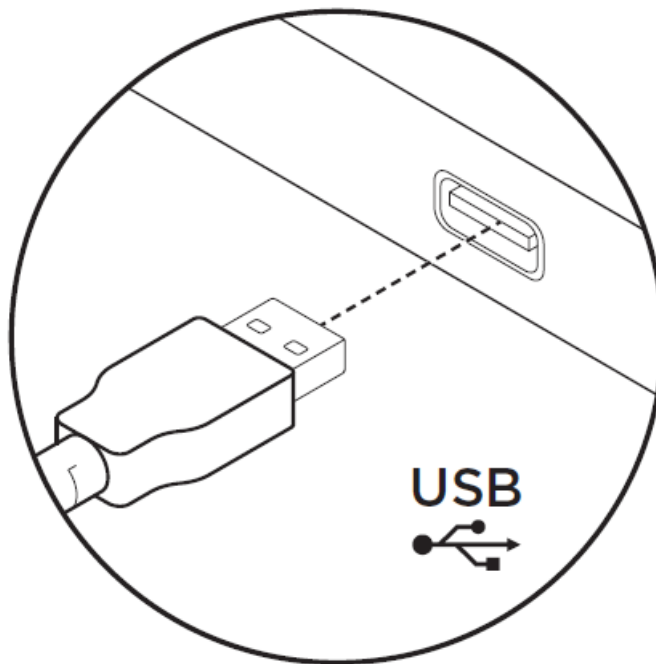


## KNOW YOUR PRODUCT



1. G-keys (programmable)
2. M-keys
3. MR-key
4. Game/Windows® key
5. Backlight key
6. Mute
7. Media keys
8. USB cable connector
9. Volume
10. Palm rest

## SET UP YOUR PRODUCT



1. Turn on your computer.
2. Connect the keyboard to USB port.
3. Download and install the Logitech® Gaming Software from [www.logitech.com/support/g910-rgb](http://www.logitech.com/support/g910-rgb).

## PRODUCT FEATURES

### Programmable G-keys

- Nine programmable G-keys and three M-keys provide up to 27 unique functions per game.
- Customize the G-keys using the Logitech Gaming Software.

### To record a macro:

1. Press the MR key.
2. Press a G-key.
3. Type the keys to be recorded.
4. Press the MR key.

To record a second macro to the same G-key, press M2 and repeat steps 1–4. For a third macro, press M3 and repeat steps 1–4. Download and install the Logitech Gaming Software from [www.logitech.com/support/g910-rgb](http://www.logitech.com/support/g910-rgb).

### Game/Windows key

This key disables the standard Windows key and Menu key to prevent the Windows Start menu from activating during a game, which might disrupt play. The game mode LED is lit during game mode.

### Keyboard backlighting

Turn backlighting on and off with backlighting button. Control brightness and color with LGS software.

## **TROUBLESHOOTING**

Gaming keyboard does not work

- Check the USB connection.
- Do not use a USB hub.
- Try other USB ports on your computer.
- Reboot your system.

### **Need help programming the G-keys?**

- Download and install the Logitech Gaming Software.
- Launch the software.
- Select Help (question mark) for assistance.

[www.logitech.com/support/g910-rgb](http://www.logitech.com/support/g910-rgb)

## **VISIT PRODUCT SUPPORT**

There's more information and support online for your product. Take a moment to visit Product Support to learn more about your new gaming keyboard. Browse online articles for setup help, usage tips, or information about additional features. If your gaming keyboard has optional software, learn about its benefits and how it can help you customize your product. Connect with other users in our Community Forums to get advice, ask questions, and share solutions.

At Product Support, you'll find a wide selection of content:


- Tutorials
- Troubleshooting
- Support community
- Software downloads
- Online Documentation
- Warranty information
- Spare parts (when available)

Go to [www.logitech.com/support/g910-rgb](http://www.logitech.com/support/g910-rgb)

### **WHAT DO YOU THINK?**

Please take a minute to tell us. Thank you for purchasing our product. [www.logitech.com/ithink](http://www.logitech.com/ithink)

## **Documents / Resources**

	<p><a href="#">logitech G910 Orion Spectrum RGB Mechanical Gaming Keyboard</a> [pdf] User Guide</p> <p>G910 Orion Spectrum RGB Mechanical Gaming Keyboard, G910, Orion Spectrum RGB Mechanical Gaming Keyboard, Spectrum RGB Mechanical Gaming Keyboard, RGB Mechanical Gaming Keyboard, Gaming Keyboard</p>
--	--

References

- [logi Logitech | Defy Logic - Tools to Create a Better Tomorrow](#)