



logitech G513 RGB Mechanical Gaming Keyboard User Guide

[Home](#) » [Logitech](#) » logitech G513 RGB Mechanical Gaming Keyboard User Guide



G513 RGB Mechanical Gaming Keyboard User Guide



Contents [[hide](#)]

[1 KEYBOARD FEATURES](#)

[2 KEYBOARD FEATURES – LIGHTING FUNCTIONS](#)

[3 FN KEY INVERSION](#)

[4 USB PLUG](#)

[5 Documents / Resources](#)

[5.1 References](#)

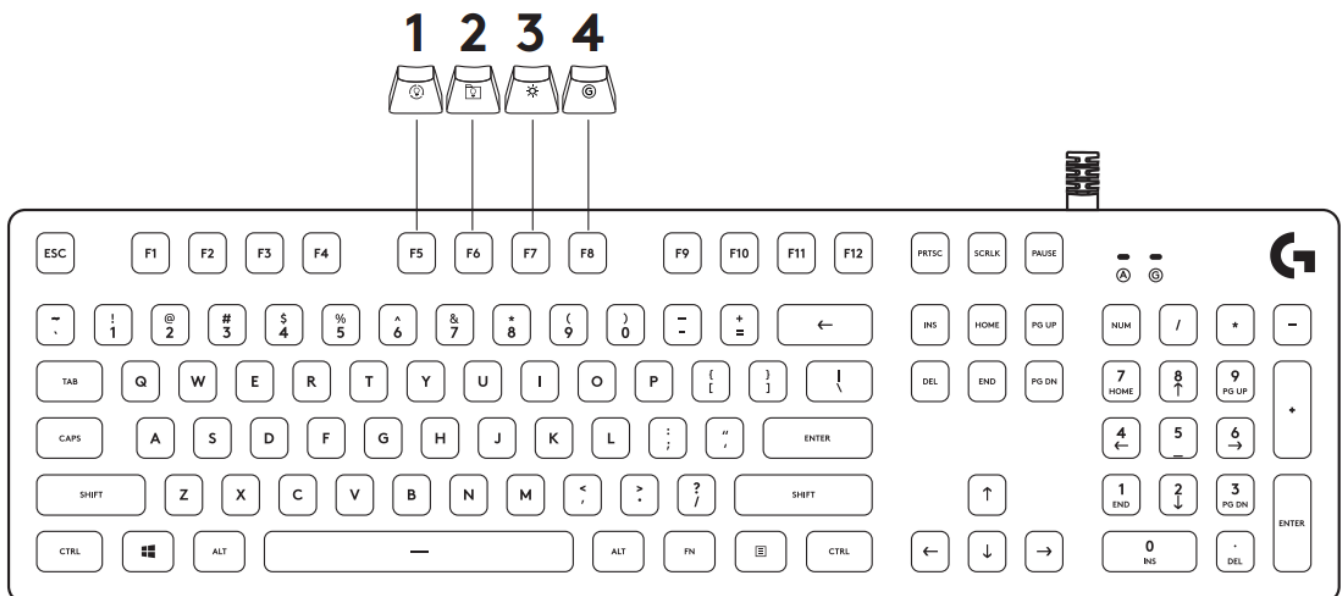
[6 Related Posts](#)

KEYBOARD FEATURES

Secondary functions are available for most of the top rows of keys and can be activated by pressing a combination of FN and the indicated key NOTE: This can be set as the primary function by turning on the FN Key Inversion on the Keyboard

Home Menu in Logitech Gaming Software Logitech Gaming Software can be downloaded at LogitechG.com/LGS

KEYBOARD FEATURES – LIGHTING FUNCTIONS



1. FN + F5 key: Change the lighting effect

There are 7 onboard effects:

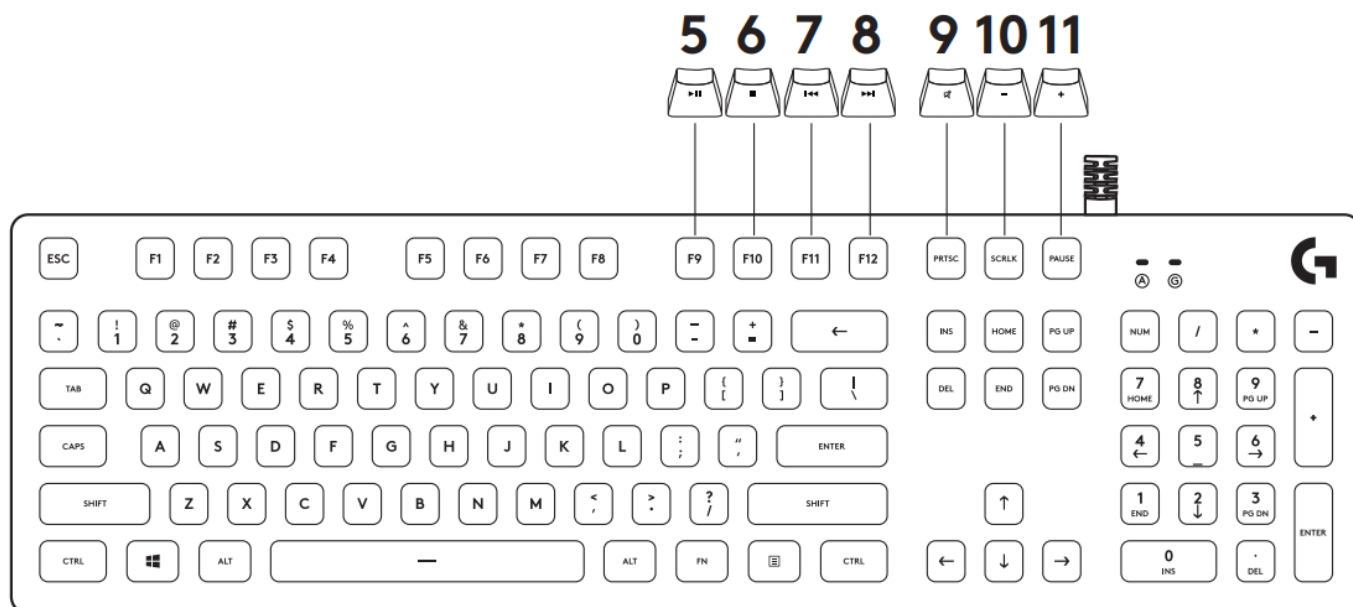
1. Color wave (left to right)
2. Color wave (right to left)
3. Color wave (center out)
4. Breathing
5. Color cycling
6. Ripple
7. Solid Cyan color

2. FN+F6: Load the customized lighting profile saved in Logitech Gaming Software The default lighting profile is colorwave effect

3. FN+F7: Adjust brightness Toggles between 5 levels – 0%/off, 25%, 50%, 75%, 100%/Max

4. FN+F8: Toggle Game mode By default, Game mode disables the window key Advanced settings are available

within Logitech Gaming Software

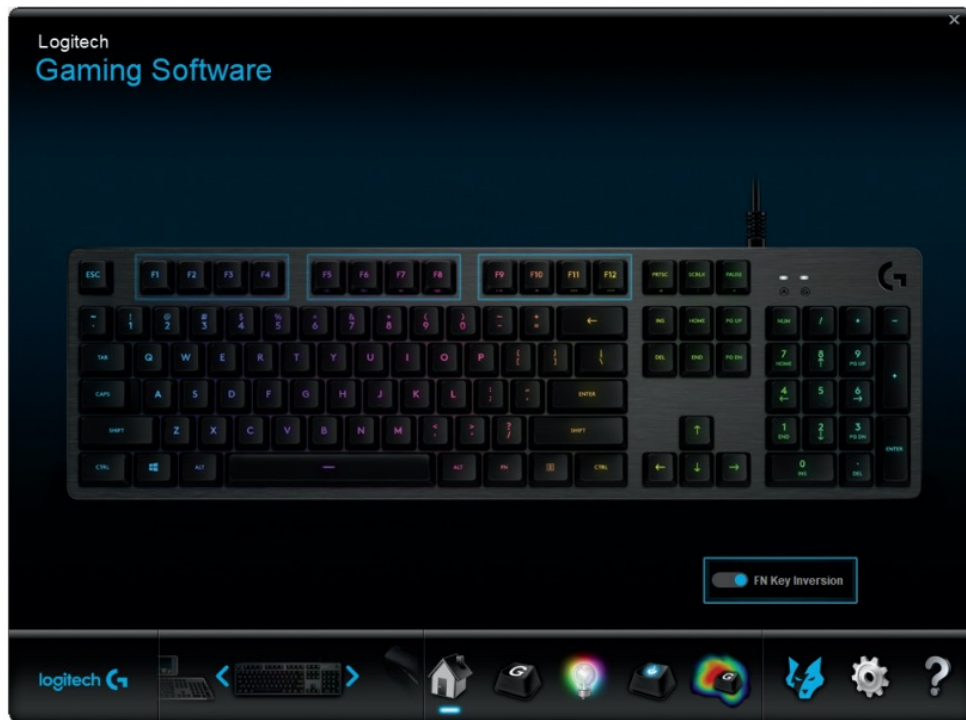


- 5. **FN+F9:** Play/Pause
- 6. **FN+F10:** Stop
- 7. **FN+F11:** Previous
- 8. **FN+F12:** Next
- 9. **FN+PRTSC:** Toggle Mute
- 10. **FN+SCRLK:** Volume down
- 11. **FN+PAUSE:** Volume up

F1-F12 can also be used for custom macros. These advanced features and more are available via Logitech Gaming Software. Logitech Gaming Software can be downloaded at LogitechG.com/LGS. To increase or decrease the speed of the onboard lighting effect, use + or – on the Numpad while pressing the FN key.

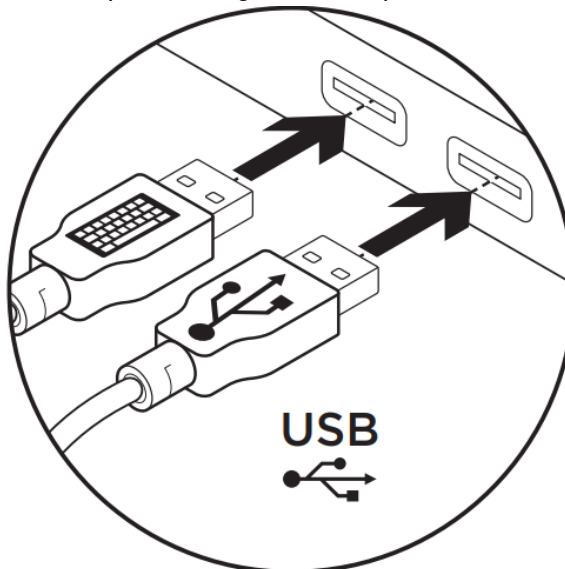
FN KEY INVERSION

You can use LGS to invert all the functions that are accessed by default when you use the FN key modifier with individual F keys. This way you don't need to press FN in combination with the F keys to perform the special functions. Logitech Gaming Software can be downloaded at LogitechG.com/LGS.



USB PLUG

The G513 gaming keyboard features one pass-through USB 2.0 port



You must connect both USB cables in order to use the pass-through USB port


NOTE: You can connect USB 3.0 devices to the pass-through port, but it will only provide the transfer and charging rate of a USB 2.0 port



logitechg.com/support/G513

© 2018 Logitech Logitech, Logi, and other Logitech marks are owned by Logitech and may be registered
All other trademarks are the property of their respective owners WEB-621-001108 003

Documents / Resources

<div><div><div>G513</div><div>RGB Mechanical Gaming Keyboard</div></div><div></div><div>Logitech G</div></div>	<div>logitech G513 RGB Mechanical Gaming Keyboard [pdf] User Guide</div> <div>G513 RGB Mechanical Gaming Keyboard, G513, RGB Mechanical Gaming Keyboard, Mechanical Gaming Keyboard, Gaming Keyboard, Keyboard</div>
---	--

References

- [🔗 Logitech Gaming Software – Logitech Support + Download](#)
- [🔗 Logitech Support + Download](#)