



G304 DPI: Logitech G304 Manual and Specifications

[Home](#) » [Logitech](#) » **G304 DPI: Logitech G304 Manual and Specifications**

The Logitech G304 LIGHTSPEED Wireless Gaming Mouse is a highly customizable and versatile device that is perfect for gamers and professionals alike. This manual and specification guide provides users with all the necessary information to set up and use the mouse effectively. The guide includes detailed instructions on how to remove the battery cover, insert the battery, and connect the receiver. It also provides tips on how to optimize the mouse's performance, such as keeping the mouse and receiver away from wireless routers or other 2.4GHz wireless devices. The guide also includes information on the six fully programmable buttons, LED indicator, and G HUB software. Users can customize button programming, report rate, performance/endurance modes, and tracking behavior using the G HUB software. The guide also includes answers to frequently asked questions, such as the range of the mouse, battery life, and dimensions. Overall, this manual and specification guide is an essential resource for anyone looking to get the most out of their Logitech G304 LIGHTSPEED Wireless Gaming Mouse.

Contents [[hide](#)]

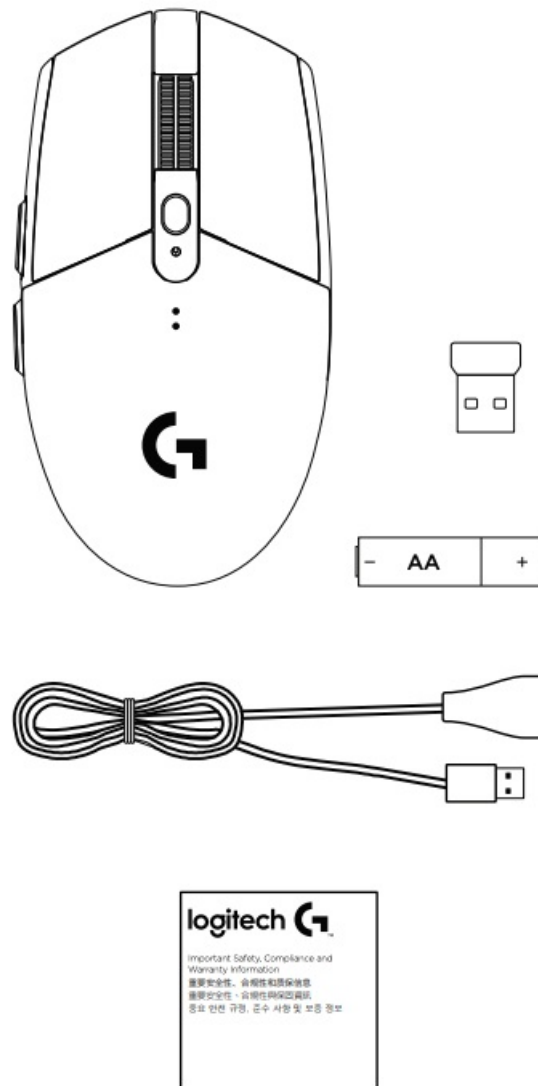
- [1 Logitech G304 LIGHTSPEED Wireless Gaming Mouse](#)
- [2 WHAT IS IN THE BOX](#)
- [3 SETUP INSTRUCTIONS](#)
- [4 6 FULLY PROGRAMMABLE BUTTONS](#)
- [5 LED INDICATOR](#)
- [6 G HUB SOFTWARE](#)
- [7 FAQs](#)
- [8 VIDEO](#)
- [9 Documents / Resources](#)
 - [9.1 References](#)
- [10 Related Posts](#)



Logitech G304 LIGHTSPEED Wireless Gaming Mouse

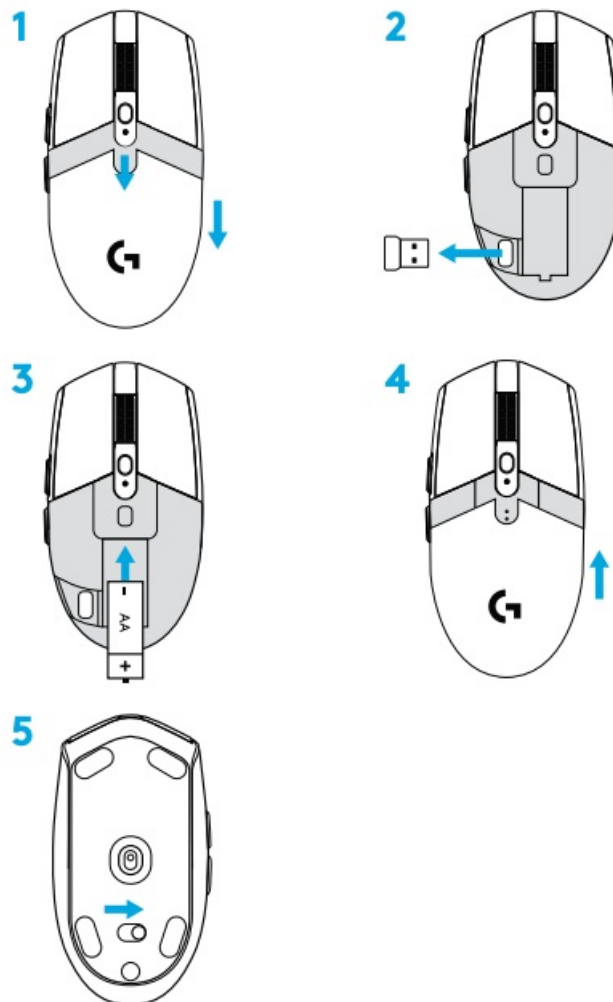


WHAT IS IN THE BOX

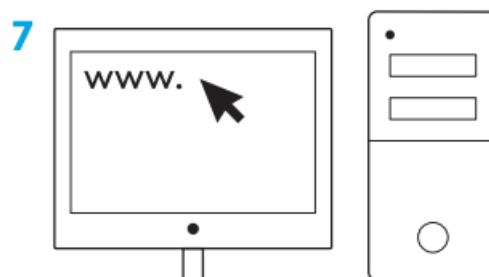
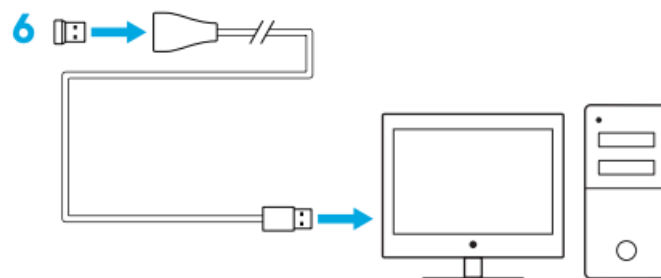


SETUP INSTRUCTIONS

1. Remove the battery cover by pressing the top of the cover and pulling it downwards
2. Remove the receiver
3. Insert the battery
4. Close the battery cover
5. Make sure the mouse is turned on via the switch on the bottom of the mouse



6. Recommended: Insert receiver into the receiver extension cable. Insert extension cable into your USB port.
Alternatively, insert receiver directly into your USB port
7. Download the G HUB software

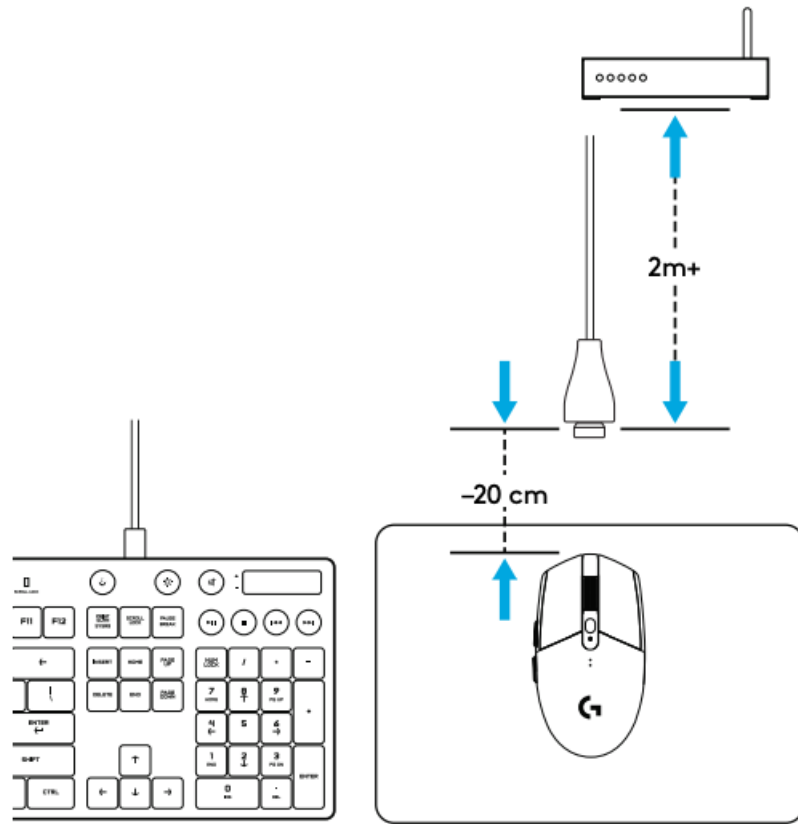


logitechG.com/GHUB
logitechG.com/support

Tips:

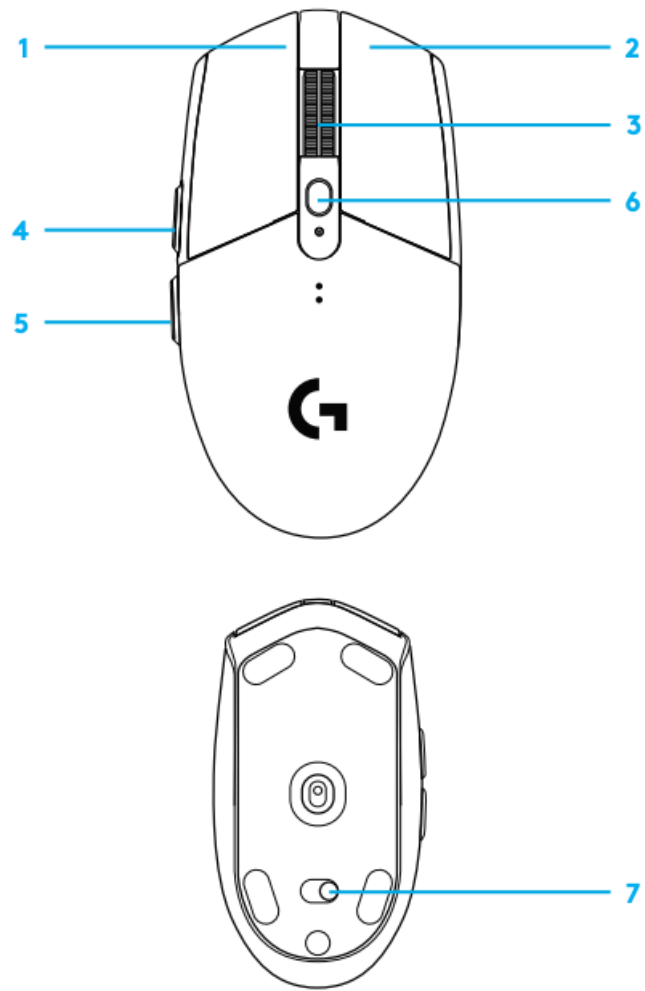
- To make your mouse lighter, a lithium AA battery (not included) can be used

- Keep the mouse and receiver 2 m+ away from wireless routers or other 2.4GHz wireless devices to minimize environmental noise
- G304 / G305 has a wireless range of up to 10 meters. To ensure optimal performance in noisy wireless environments, it is recommended to keep the receiver within 20 cm of the mouse

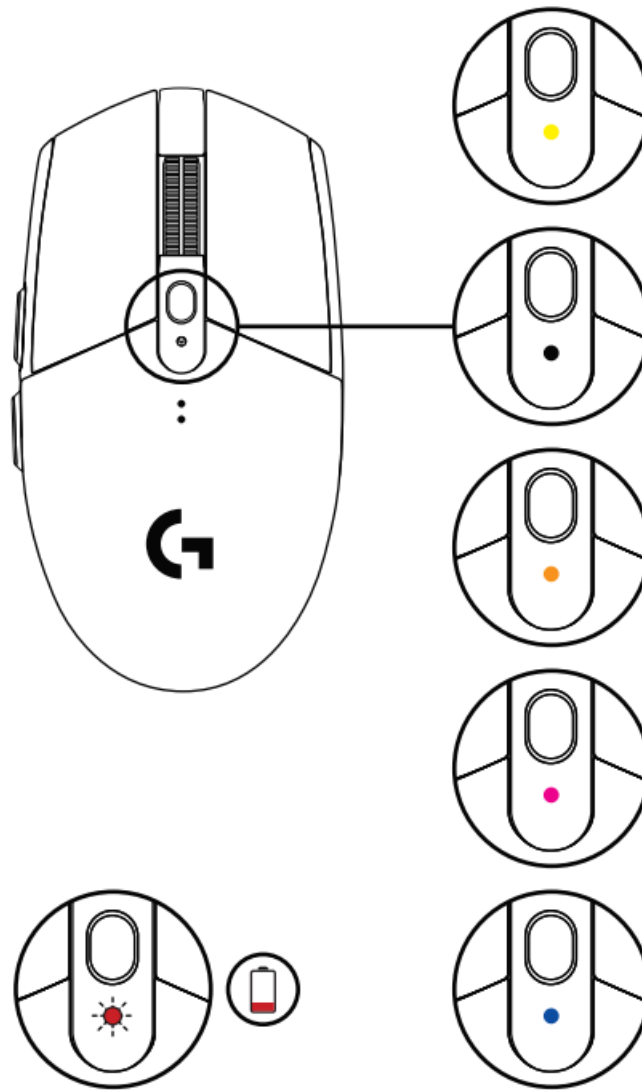


6 FULLY PROGRAMMABLE BUTTONS

1. Left (Button 1)
2. Right (Button 2)
3. Wheel click (Button 3)
4. Forward (Button 4)
5. Back (Button 5)
6. DPI cycle (Button 6)
7. On/Off switch (bottom of mouse, not programmable)



LED INDICATOR



Battery life

Flashing red: battery <15%

DPI

Yellow: step 1 – 400 DPI

White: step 2 – 800 DPI (default)

Orange: step 3 – 1600 DPI

Magenta: step 4 – 3200 DPI

Blue: step 5 – 6400 DPI (Step 5 can be activated via software only)

Mode

Cyan: performance mode (default)

Green: endurance mode (can be activated via software only)

Tips:

- Activating endurance mode will degrade tracking performance but improve battery life

G HUB SOFTWARE

You can customize the onboard profile settings using the G HUB. These settings include button programming, report rate, performance/endurance modes and tracking behavior. G304 / G305 allows up to 5 DPI settings.

By default, G304 / G305 has the following settings:

- DPI: 400/800/1600/3200
- Report rate: 1ms
- Performance mode

©2020 Logitech. Logitech, Logitech G, Logi, G and their respective logos are trademarks or registered trademarks of Logitech Europe S.A. and/or its affiliates in the U.S. and other countries. All other trademarks are the property of their respective owners. Logitech assumes no responsibility for any errors that may appear in this manual. Information contained herein is subject to change without notice.

WEB-621-001066 003

Product Specifications	Details
Product Name	Logitech G304 LIGHTSPEED Wireless Gaming Mouse
Connectivity	Wireless
Wireless Range	Up to 10 meters
Receiver	Lightspeed receiver
Battery	AA battery (not included)
Battery Life	Up to 250 hours
Buttons	6 fully programmable buttons
LED Indicator	Displays battery life, DPI, and mode

DPI Settings	400/800/1600/3200/6400
Report Rate	1ms
Performance Modes	Cyan (default)
Endurance Modes	Green (can be activated via software only)
Dimensions	Height: 116.6 mm (4.6 inches), Width: 62.15 mm (2.5 inches), Depth: 38.2 mm (1.5 inches), Weight: 75g (2.61 ounces) (Without battery) and 99g (3.49 ounces) (With 1x AA battery)
Compatibility	Windows 7 or later, macOS 10.11 or later, Chrome OS
Software	G HUB software for customization

FAQS

PC does not have bluetooth can i still use it?

Yes there is no required Bluetooth connectivity I'm also using without Bluetooth

What is the range?

Approximately 2 meters in Performance mode and in Regular/PowerSaver mode it is nearly 5 meters. I always keep it in Performance mode at distance of 1.5 from receiver with direct line of sight and works fine for me. Although your condition may vary due to exact distance, position and line of sight.

Does it have also g hub detecting problem like g102?

It would not have, but incase of any issues please call our Toll free customer care number mentioned on the product page of any Logitech product in Amazon.

What is it's click span??

Its been tested for 10 million clicks

why the price is up and When the white colour will be available?

Due to shortage in supply because of ongoing pandemic, prices are up for many products.

Does it use logitech unifying receiver?

No. It uses its own lightspeed receiver.

What is the best deal on this mouse?

If you are looking for wireless yes, if wired then there can be plenty of alternatives

Do the mouse shows what battery percentage is?

The Logitech G304 uses Logitech G HUB software which will notify you when 15% of battery remains. Also, the mouse has an LED indicator that starts flashing red when battery is below 15%.

can it be used on any surface ?

Better use a mousepad or the skates of the mouse can get damaged.

So we can operate this mouse with either dongle or a single AA cell?

both required

What are the dimensions?

Height- 116.6 mm (4.6 inches), Width-62.15 mm (2.5 inches), Depth- 38.2 mm (1.5 inches), Weight- 75g (2.61 ounces) (Without battery) and 99g (3.49 ounces) (With 1x AA battery)

Do i need to Charge the battery? if yes than how? what does it mean 250 hour battery life?

One AAA BATTERIE

One signal receiver

Usb cable included but it is usb extender cable for the receiver

Does the Logitech G304 LIGHTSPEED Wireless Gaming Mouse use a Logitech unifying receiver?

No, it uses its own lightspeed receiver.

What is the click span of the Logitech G304 LIGHTSPEED Wireless Gaming Mouse?

The mouse has been tested for 10 million clicks.

Can I customize the onboard profile settings of the Logitech G304 LIGHTSPEED Wireless Gaming Mouse?

Yes, you can customize button programming, report rate, performance/endurance modes, and tracking behavior using the G HUB software.

What does the LED indicator on the Logitech G304 LIGHTSPEED Wireless Gaming Mouse show?

The LED indicator shows battery life, DPI settings, and mode.

How do I set up the Logitech G304 LIGHTSPEED Wireless Gaming Mouse?

The mouse has six fully programmable buttons, including left, right, wheel click, forward, back, and DPI cycle.

Reference: [logitech G304 Gaming Mouse User Guide](#)

VIDEO



[lightspeedusb registered trademark of Logitech Inc. 2021/05/16/1642.mp4](#)



[logitech G304](#) [pdf] User Guide
G304

References

- [!\[\]\(0551a83d441798e532995956b603f604_img.jpg\) Logitech G HUB Advanced Gaming Software, RGB & Game Profiles](#)
- [!\[\]\(54ee180c0037b66a36ce2219a481afde_img.jpg\) Gaming – Logitech Support + Download](#)