



logitech G PRO X TKL Lightspeed Wireless Gaming Keyboard User Guide

[Home](#) » [Logitech](#) » logitech G PRO X TKL Lightspeed Wireless Gaming Keyboard User Guide 

Contents

- 1 logitech G PRO X TKL Lightspeed Wireless Gaming Keyboard
- 2 Product Usage Instructions
- 3 SETUP INSTRUCTIONS
- 4 BLUETOOTH® CONNECTIVITY
- 5 CHARGING YOUR KEYBOARD
- 6 ONBOARD LIGHTING EFFECTS
- 7 SWITCH BETWEEN LIGHTSPEED
- 8 Documents / Resources
 - 8.1 References



logitech G PRO X TKL Lightspeed Wireless Gaming Keyboard



The Logitech G Pro X TKL is a wireless gaming keyboard that utilizes LIGHTSPEED technology for a fast and reliable connection. It features a compact design and includes various features such as media controls, game mode, and customizable lighting effects. The keyboard can be charged using a USB-C cable and has a battery indicator light to indicate the charging status.

Product Usage Instructions

Setup Instructions:

1. Remove the keyboard, receiver/adaptor assembly, and USB cable from the carrying case.
2. Insert the LIGHTSPEED receiver, with extender and cable, into the PC USB port. The receiver can also be inserted directly into a USB port without using the extender and cable if desired.
3. Turn on the keyboard by sliding the power button. The LIGHTSPEED button will light up in cyan color.
4. Download and install the G HUB software to your PC/MAC for the best gaming experience. Visit logitechG.com/ghub for the software.

Charging Your Keyboard

1. Insert the USB-C cable into the port at the front of the keyboard.
2. Connect the cable to your PC.
3. The battery indicator light will pulse green while charging and will be solid green when fully charged.

Media Controls

The PRO X TKL includes media controls such as skip back, play/pause, skip forward, mute key, and a volume roller to control the device volume.

Game Mode:

Pressing the Game mode button blocks the Windows and Context Menu keys. Additional keys can be blocked using the G HUB software. The Game Mode Lock (FN+Game Mode) locks the Game Mode button and prevents Game Mode from being turned on or off.

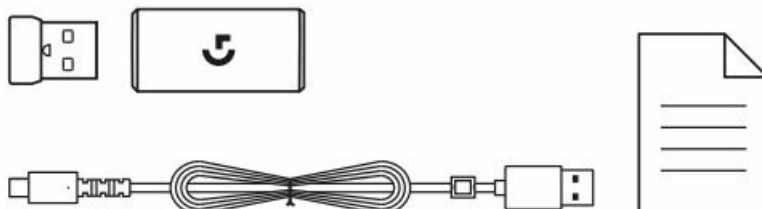
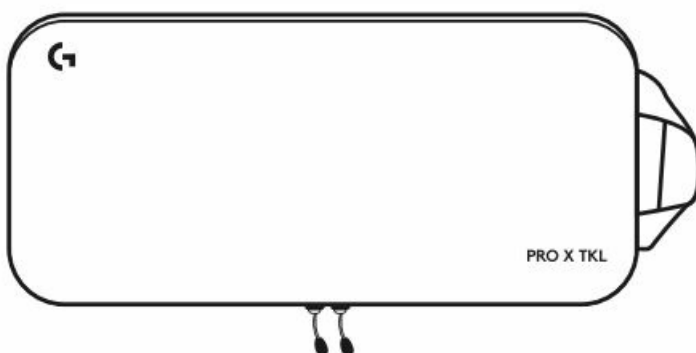

Brightness:

You can adjust the lighting brightness by pressing the brightness button.

Onboard Lighting Effects:

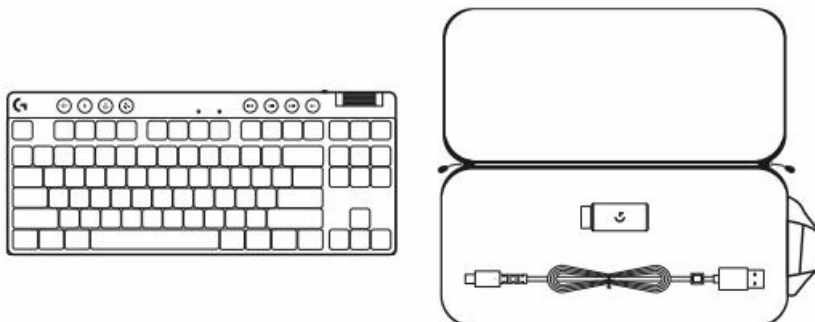
The keyboard supports various onboard lighting effects for customization.

WHATS IN THE BOX

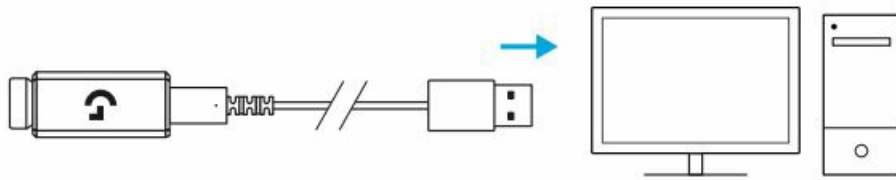


SETUP INSTRUCTIONS

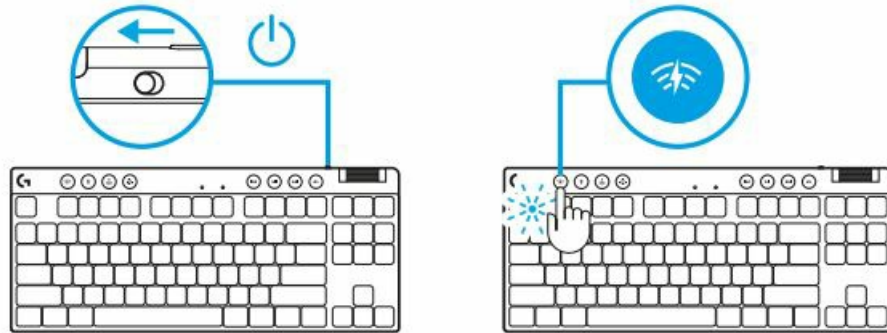
1. Remove keyboard, receiver/adapter assembly, and USB cable from carrying case.



2. Insert the LIGHTSPEED receiver, with extender and cable into the PC USB port. Receiver can be used without the extender and cable by inserting it directly into a USB port if desired.



3. Turn on the keyboard by sliding the power button The LIGHTSPEED button will light up to a cyan color.



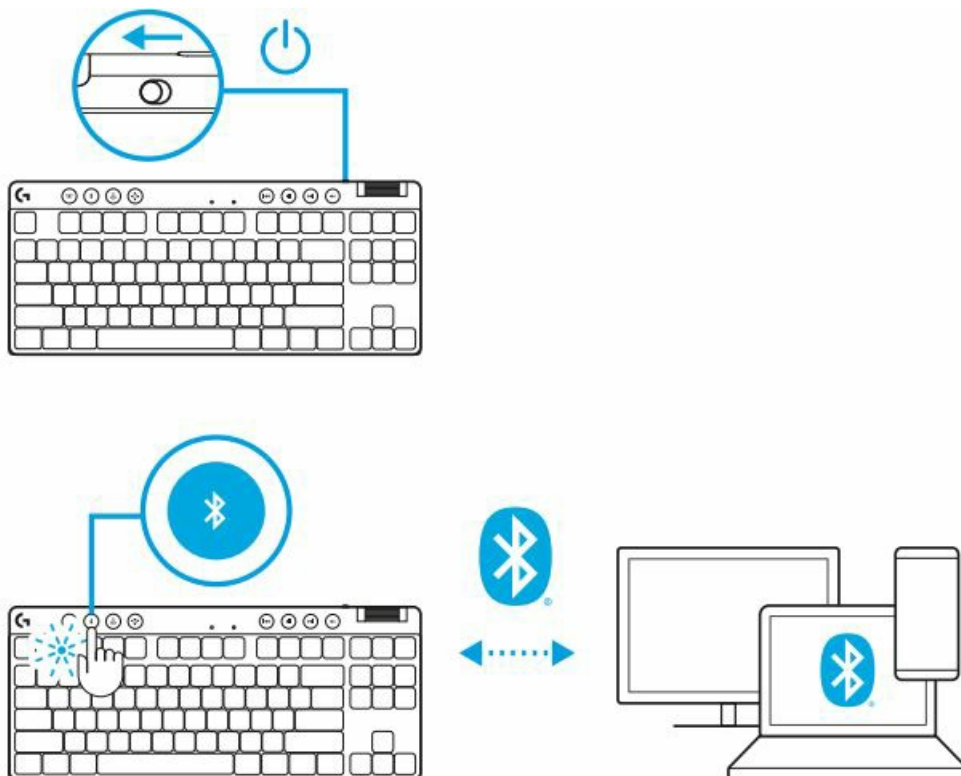
4. Download and install G HUB software to your PC/MAC for the best gaming experience (G HUB has onboarding story for features). Go to logitechG.com/ghub.



- logitechG.com/ghub

BLUETOOTH® CONNECTIVITY

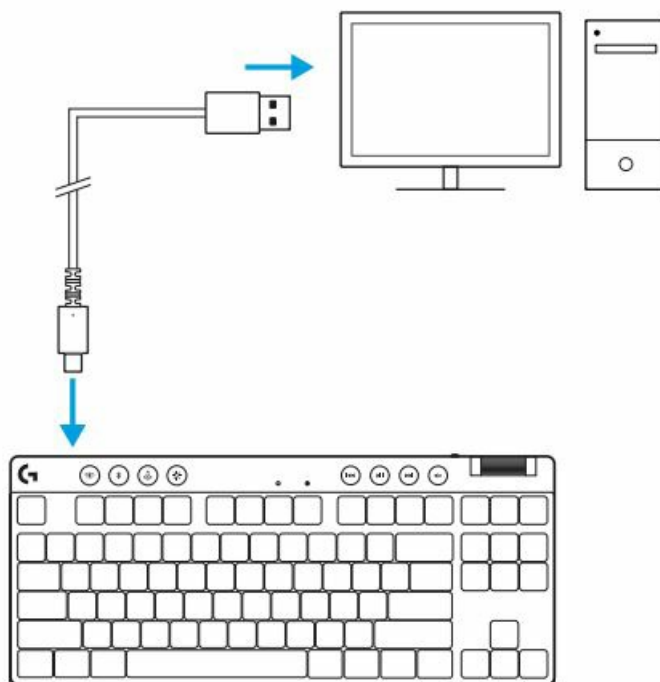
1. Turn on the keyboard by sliding the button.
2. Press Bluetooth® button to select Bluetooth®. If there is no Bluetooth® device paired, the light will flash quickly – waiting to pair.



- Follow Bluetooth® connection for your device to pair with the keyboard.

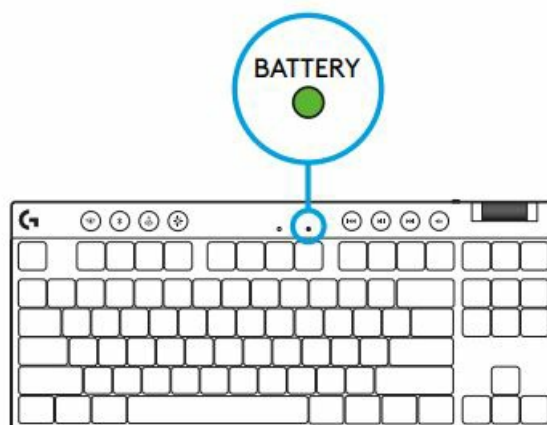
CHARGING YOUR KEYBOARD

1. Insert the USB-C cable into the port at the front of the keyboard.



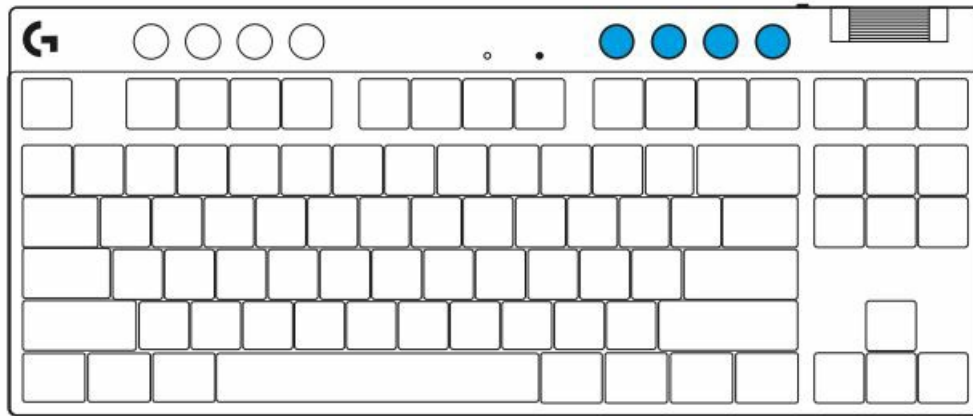
2. Connect the cable to your PC.

- Battery indicator light will pulse green while charging and be solid green when fully charged.



Media Controls

- PRO X TKL includes media controls. Skip back, play/ pause, skip forward and mute key, with a volume roller that controls your device volume.

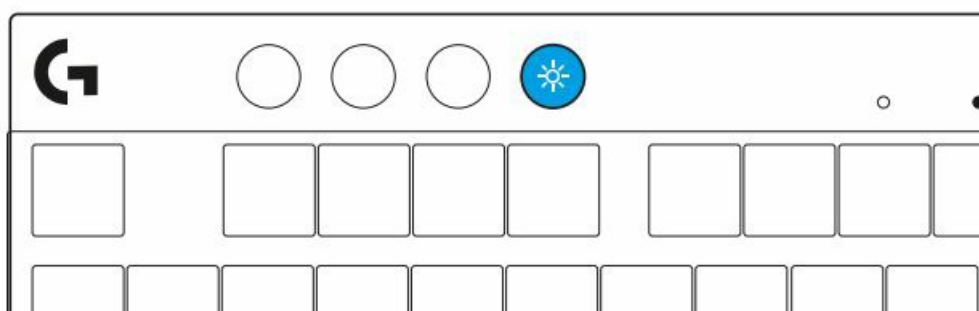
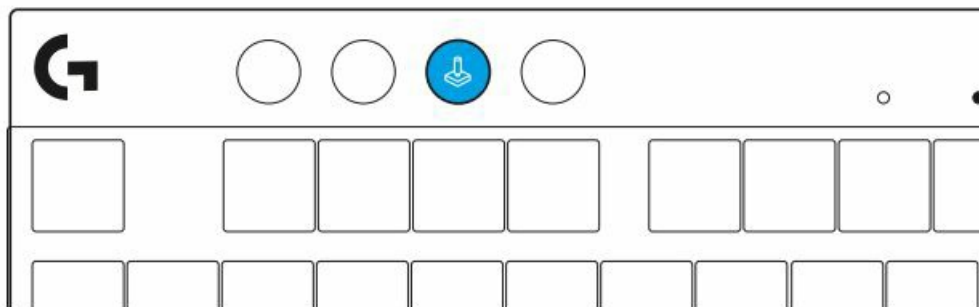


Game Mode

- Pressing the Game mode button blocks the Windows and Context Menu keys when pressed. Additional keys can be blocked using G HUB software.
- Game Mode Lock (FN+Game Mode), locks the Game Mode button and prevents Game Mode from being turned on or off.

Brightness

- Adjust lighting brightness by pressing the brightness button.



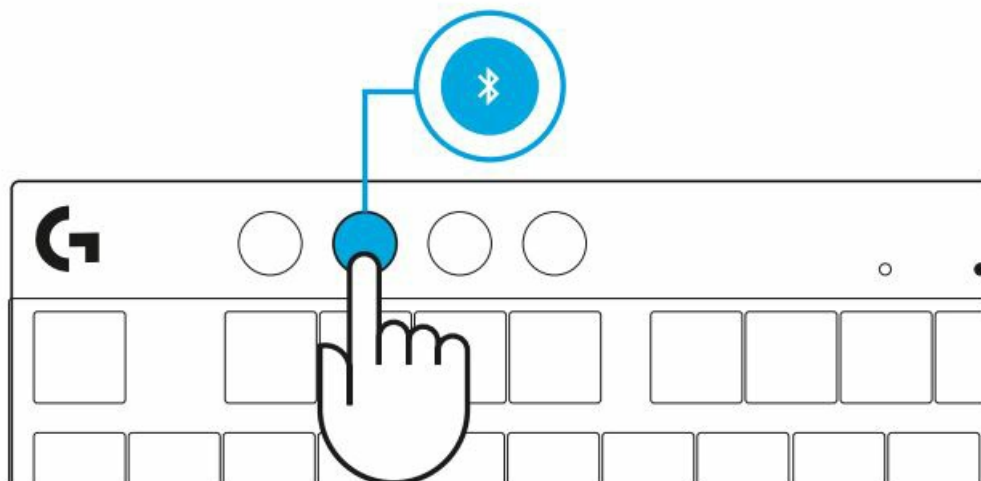
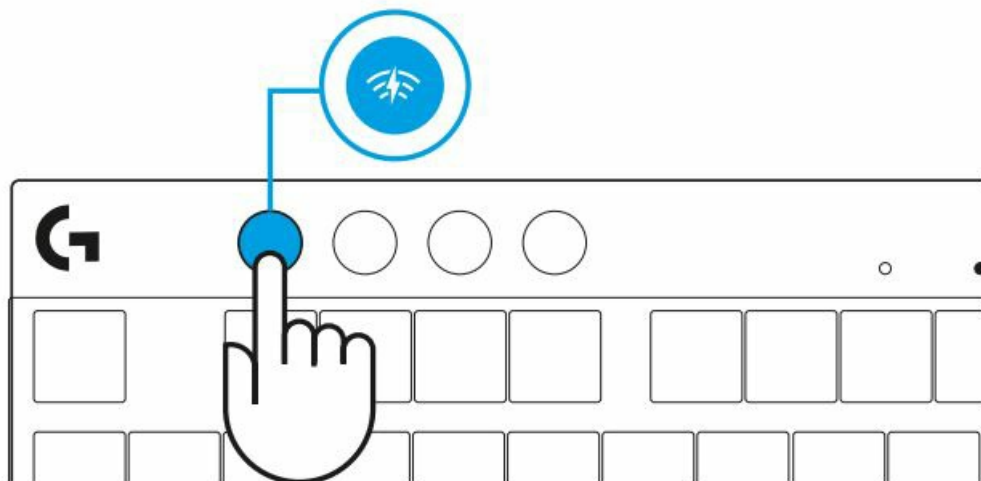
ONBOARD LIGHTING EFFECTS

- The keyboard has 8 different lighting effects stored in its onboard memory. You can select and modify these by pressing the Brightness button and these keys:
- **Brightness + 1 = Rainbow** > right
- **Brightness + 2 = Rainbow** > left

- **Brightness + 3 = Rainbow** center out
- **Brightness + 4 = Rainbow** ^ up
- **Brightness + 5 = Color** cycle
- **Brightness + 6 = Keystroke** ripple
- **Brightness + 7 = Breathing** cyan
- **Brightness + 8 = Custom** lighting effect
- **Brightness + 9 = Custom** lighting effect
- **Brightness + 0 = Solid** cyan
- **Brightness + - = Animation** slower
- **Brightness + = = Animation** faster
- G HUB lighting controls will override these settings.

SWITCH BETWEEN LIGHTSPEED



- WIRELESS AND BLUETOOTH® DEVICES
- Once connected, press the LIGHTSPEED button to choose the LIGHTSPEED connection, or the Bluetooth® button to choose the Bluetooth® connection, if you would like to type on different connected devices.



- ©2023 Logitech. Logitech, Logitech G, Logi and their respective logos are trademarks or registered trademarks of Logitech Europe S.A. and/or its affiliates in the U.S. and other countries.

- All other trademarks are the property of their respective owners.
- Logitech assumes no responsibility for any errors that may appear in this manual.
- Information contained herein is subject to change without notice. The Bluetooth® word mark and logos are registered trademarks owned by Bluetooth SIG, Inc. and any use of such marks by Logitech is under license.
- WEB-621-002317 002

Documents / Resources

| | |
|---|---|
|  | logitech G PRO X TKL Lightspeed Wireless Gaming Keyboard [pdf] User Guide G PRO X TKL, G PRO X TKL Lightspeed Wireless Gaming Keyboard, Lightspeed Wireless Gaming Keyboard, Wireless Gaming Keyboard, Gaming Keyboard, Keyboard |
|  | Logitech G Pro X TKL LIGHTSPEED Wireless Gaming Keyboard [pdf] User Guide G Pro X TKL LIGHTSPEED Wireless Gaming Keyboard, G Pro X TKL, LIGHTSPEED Wireless Gaming Keyboard, Wireless Gaming Keyboard, Gaming Keyboard, Keyboard |

References

- [Logitech G HUB Advanced Gaming Software, RGB & Game Profiles](#)
- [Logitech G HUB Advanced Gaming Software, RGB & Game Profiles](#)