




## LOGICO2 0496 Sniffer Modbus Add-on KIT Installation Guide

[Home](#) » [logico2](#) » LOGICO2 0496 Sniffer Modbus Add-on KIT Installation Guide 

### LOGICO2 0496 Sniffer Modbus Add-on KIT



## Contents

### 1 TECHNICAL SPECIFICATIONS

### 2 FUNCTION

### 3 INSTALLATION

#### 3.1 Setup – with or without Central Unit

### 4 LED INDICATION

### 5 MAINTANENCE

### 6 CUSTOMER SUPPORT

### 7 Documents / Resources

#### 7.1 References

### 8 Related Posts

## TECHNICAL SPECIFICATIONS

- **Power supply:** 24V DC, from the alarm system
- **LED Indications:** See table on page 2
- **Ambient temperature:** 0 to +40°C (+32°F to +102°F) Cable length: 2 x 5 m
- **Dimensions (LxWxD):** 90 x 161 x 38 mm / 3.5" x 6.3" x 1.5"

## FUNCTION

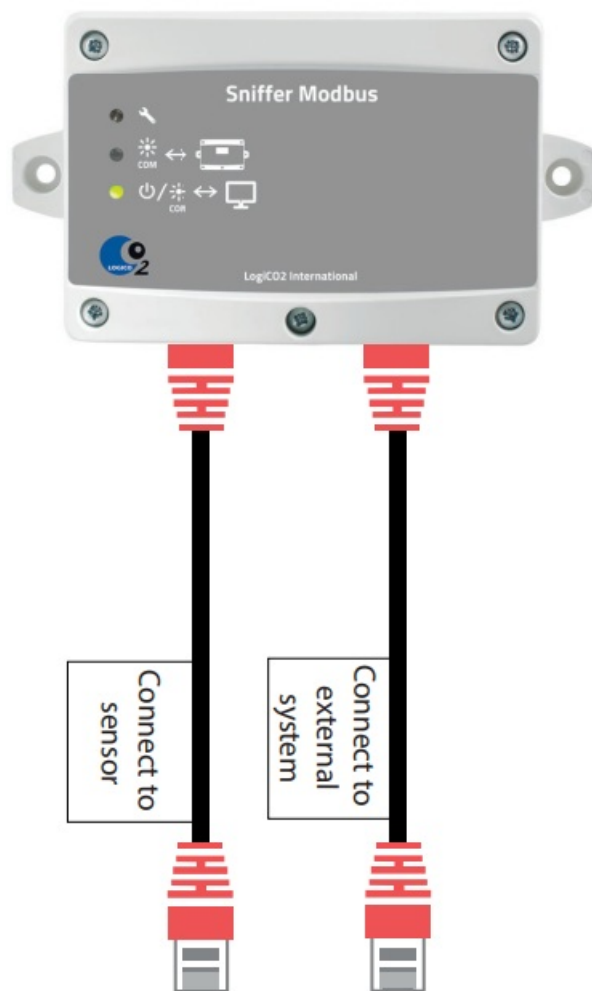
The LogiCO2 Sniffer Modbus is a gateway for reading out measuring values and status (e.g. Alarms) from LogiCO2's CO2 Safety Systems. It is only possible to read-out information from the Sniffer (read only). The Sniffer Modbus is connected to maximum eight sensors with or without a central unit. The Sniffer is monitoring the communication between the sensor/s and the central unit. If no central unit is installed in the Safety System, the Sniffer Modbus can communicate directly with the Sensor/s. The Sniffer Modbus is intended as a gateway from the LogiCO2 Safety System. The Sniffer Modbus communicates as a slave via Modbus RTU (RS485) to external systems.

The Sniffer Modbus is power supplied from the LogiCO2 Safety System. Default setting is to read-out one Sensor (ID number 1) that is connected to a Central Unit.

## INSTALLATION

Connect the cable marked "Connect to sensor" to one of the LogiCO2 Safety System's red cables.

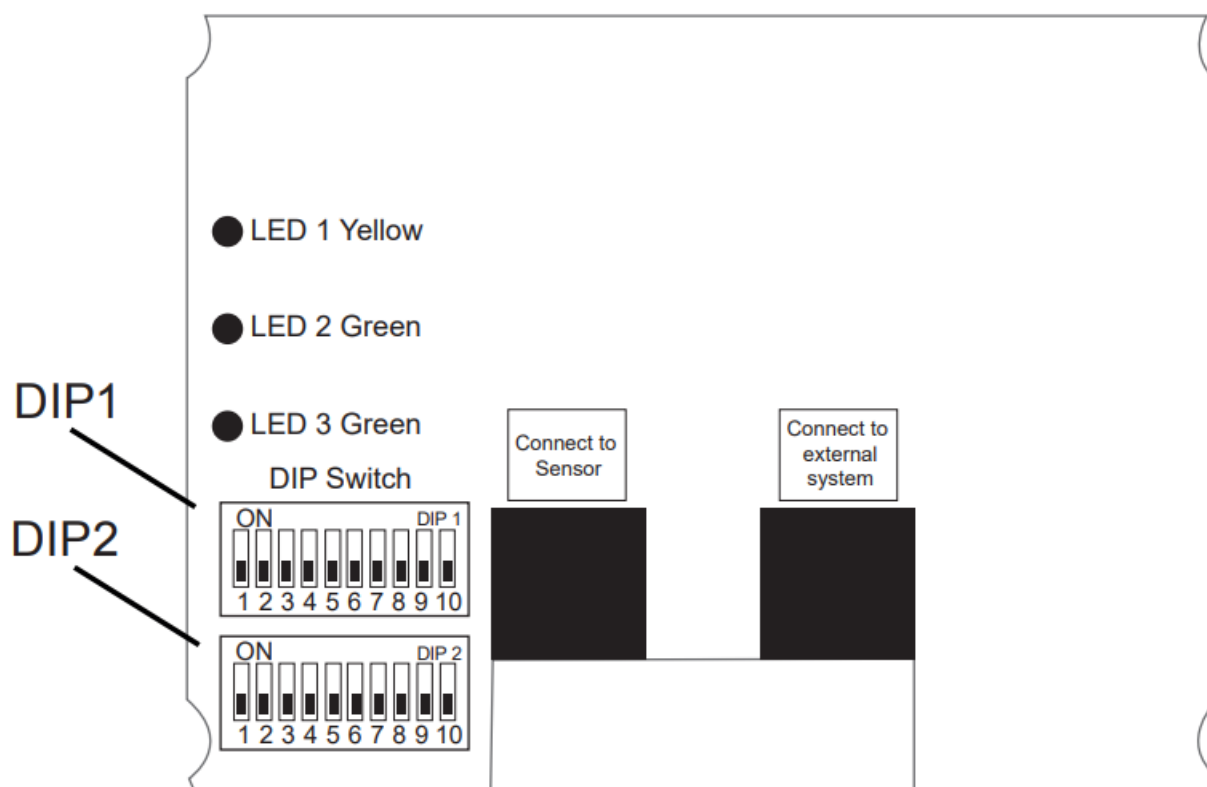
Use the cable marked "Connect to external system" to connect the gateway RS485 to the external system.



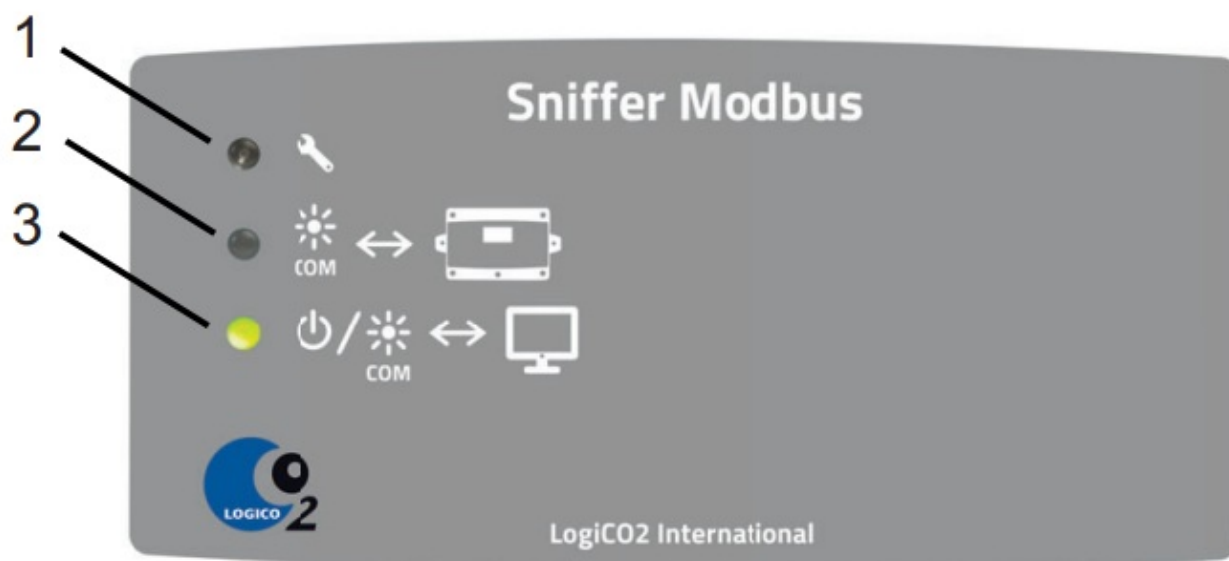
ORDERING EXAMPLE	
Item code	Description
0496	Sniffer Modbus with two cables

#### Setup – with or without Central Unit

The default setting of the Sniffer Modbus is to communicate with a Safety System together with a Central Unit. To change setting, remove the cover to access the two DIP-switches. For mor information, see the user manual.



## LED INDICATION



LED	Colour	Information
1	Yellow	Lost communication with sensors
2	Green	Flashing when communicating with sensors
3	Green	Power, flashing when communicating with external system

## MAINTANENCE


The LogiCO2-Sniffer requires no maintenance.

## CUSTOMER SUPPORT

LogiCO2 International AB  
Sweden  
[info@logico2.com](mailto:info@logico2.com)  
[www.logico2.com](http://www.logico2.com)



## Documents / Resources

	<p><a href="#">LOGICO2 0496 Sniffer Modbus Add-on KIT</a> [pdf] Installation Guide 0496 Sniffer Modbus Add-on KIT, 0496, Sniffer Modbus Add-on KIT, Modbus Add-on KIT, KIT</p>
---	--

## References

- [Welcome to LogiCO2 - Logico2](#)