



Logicbus NS-208PSE Ethernet Switch With PoE Owner's Manual

[Home](#) » [Logicbus](#) » Logicbus NS-208PSE Ethernet Switch With PoE Owner's Manual 

Contents

- [1 Logicbus NS-208PSE Ethernet Switch With PoE Owner's Manual](#)
- [2 NS-208PSE/NSM-208PSE](#)
- [3 Introduction](#)
- [4 Features](#)
- [5 LED Indicator Functions:](#)
- [6 Dimensions:](#)
- [7 NS-208PSE-4](#)
- [8 NSM-208PSE-4](#)
- [9 Ordering information](#)
- [10 Read More About This Manual & Download PDF:](#)
- [11 Documents / Resources](#)

Logicbus NS-208PSE Ethernet Switch With PoE Owner's Manual



NS-208PSE/NSM-208PSE

Unmanaged 8-Port Industrial 10/100 Mbps Ethernet with 8-PoE (PSE) Switch

Introduction

The NS-208PSE/NSM-208PSE is an 8-port unmanaged PoE (Power- over-Ethernet) Industrial Ethernet switch, it supports 8 PoE ports which are classified as power source equipments (PSE).The NS- 208PSE/NSM-208PSE makes centralized power supply come true and provides up to 15.4 watts of power per port. The NS-208PSE/NSM- 208PSE can be used to power IEEE802.3af compliant powered devices (PD) by Ethernet cable and eliminates the need for additional power wiring.

Features

Automatic MDI/MDI-X crossover for plug-and-play
Each port supports both 10/100Mbps speed auto negotiation
Store-and-forward architecture
Full duplex IEEE 802.3x and half duplex backpressure flow control
8 PoE ports with Power Sourcing Equipment (PSE) operation
Auto-detection of PD (powered devices) and automatic power management
Over-temperature, over-current and over/under-voltage detection
Operating temperatures, -40 ~ +75°C
DIN-Rail



Specifications

Models	NS-208PSE	NSM-208PSE
Technology		
Standards	IEEE 802.3, 802.3u, 802.3x ,802.3af (Power over Ethernet)	
Processing Type	Store & forward, wire speed switching	
MAC Addresses	1024	
Memory Bandwidth	3.2 Gbps	
Frame buffer memory	512 Kbit	
Flow Control	IEEE802.3x flow control, back pressure flow control	
Interface		
RJ45 ports	10/100 Base-T(X) auto negotiation speed, F/H duplex mode, and auto MDI/MDI-X connection	
LED Indicators	Power, Link/Act , Power Device is detected	
Ethernet Isolation	1500 Vrms 1 minute	
+/- 6kV EMS Protection	Yes	
Power Input		
Input Voltage Range	+46 ~ +55VDC for PoE output	
Power consumption	0.09 A@ 48 VDC without PD loading; 2.8 A@ 48 VDC with PD full loading	
Protection	Power reverse polarity protection	
+/- 6kV EMS Protection	Yes	
Connection	3-Pin Removable Terminal Block	

PoE Output		
PoE Compliance	100% IEEE 802.3af compliant	
PoE Classification	PSE (Power Sourcing Equipment)	
PoE Voltage	+46 ~ +55 VDC depending on power input	
PoE Power	Up to 15.4 watts per channel	
PoE Operation	Automatic detection and power management	
Mechanical		
Casing	Plastic (Flammability UL 94V-0)	Metal (IP30 Protection)
Dimensions (W x L x H)	31 mm x 157 mm x 113 mm	25 mm x 168 mm x 119 mm
Installation	DIN-Rail	
Environmental		
Operating Temperature	-40 °C ~ +75 °C	
Storage Temperature	-40 °C ~ +85 °C	
Ambient Relative Humidity	10% ~ 90% RH, non-condensing	

LED Indicator Functions:

LED	Color	Description
Power	Red On	Power is On
	Red Off	Power is Off
Port1~8	Orange On	Power Device is detected
	Green On	Link/Act

Pin Function For Terminal Block:

External power supply is connected using the removable terminal block:

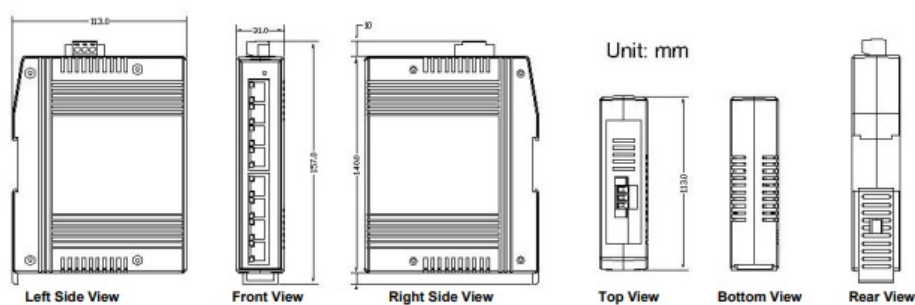
PWR : Power input (+46 ~ +55 VDC) and should be connected to the power supply (+)

GND : Ground and should be connected to the power supply (-)

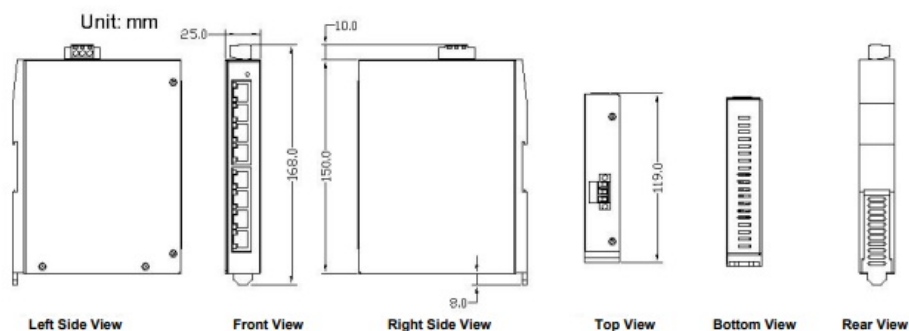
F.G. : F.G. stands for Frame Ground (protective ground). It is optional. If you use this pin, it can reduce EMI radiation; improve EMI performance and ESD protection.

Dimensions:

NS-208PSE-4



NSM-208PSE-4




Ordering information

NS-208PSE-4 CR	Unmanaged 8-Port Industrial 10/100 Mbps Ethernet with 8-PoE (PSE) Switch
NSM-208PSE-4 CR	Unmanaged 8-Port Industrial 10/100 Mbps Ethernet with 8-PoE (PSE) Switch; Metal Casing

Read More About This Manual & Download PDF:

Documents / Resources

	<p>Logicbus NS-208PSE Ethernet Switch With PoE [pdf] Owner's Manual</p> <p>NS-208PSE Ethernet Switch With PoE, NS-208PSE, Ethernet Switch With PoE, Switch With PoE, With PoE</p>
---	---