



Lofree FLOW Smoothest Compact Mechanical Keyboard User Manual

[Home](#) » [Lofree](#) » Lofree FLOW Smoothest Compact Mechanical Keyboard User Manual 

Lofree FLOW Smoothest Compact Mechanical Keyboard User Manual



Contents

- [1 SPECIFICATIONS](#)
- [2 Diagram](#)
- [3 Detailed Operation](#)
- [4 System Switch](#)
- [5 Multi function Keys](#)
- [6 FCC Statement](#)
- [7 Documents / Resources](#)
- [8 Related Posts](#)

SPECIFICATIONS

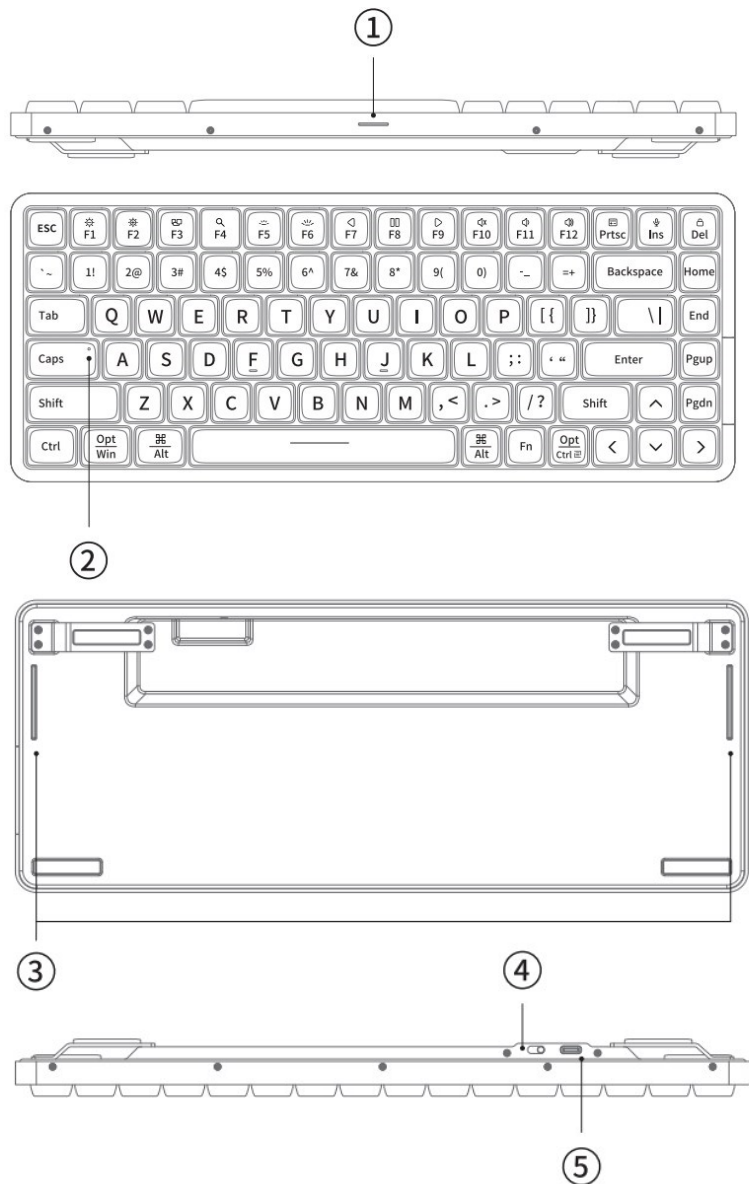
Number of keys: 84 (Hot-swappable Supported)
Numbers of Multifunction Keys: 16
Materials: Aluminum Alloy Unibody, PBT Keycaps
Interface: Type-C

Mode: Wired/Bluetooth

Bluetooth Name: Flow84@Lofree

Dimensions: 316 mm x 126 mm x 24.5 mm

Diagram



1. Battery Indicator

Charging: Indicator on breathing white

Charged: Indicator always on white

Battery<20%, Indicator on breathing red

Battery<5%, Indicator flashes till off

2. Caps Lock/Status Indicator(White & Blue)

- **Caps Lock Indicator(White) Indicator white light enabled:** Caps lock on Indicator white light disabled: Caps lock off
- **Bluetooth Pairing Indicator(Blue)** During Bluetooth pairing, Indicator blinks slowly for 1 min; after success, Indicator keeps on for 3s During device switching, Indicator flashes for 3s; after success, Indicator keeps on for
During Bluetooth reconnection, the indicator keeps blinking.

After reconnection, the indicator keeps on for 3 seconds, and then recovers to the previous state

- **Ambient Light**


Steady/Breathe/Off Ambient Light Color Switch

- **Mode Switch**

OFF/ON/BT

- **Type C Interface**

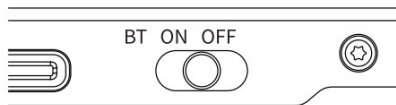
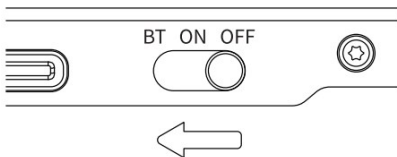
Wired/Charge



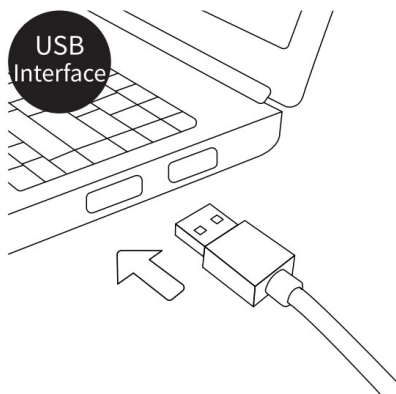
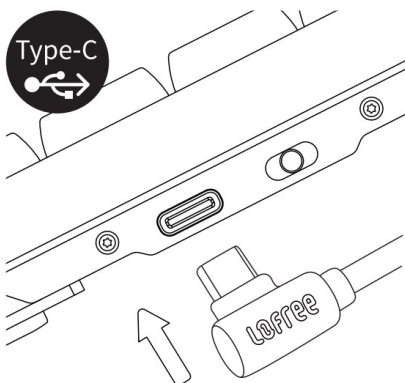
Detailed Operation

Wired Connection:

1. Toggle the mode switch to **ON**

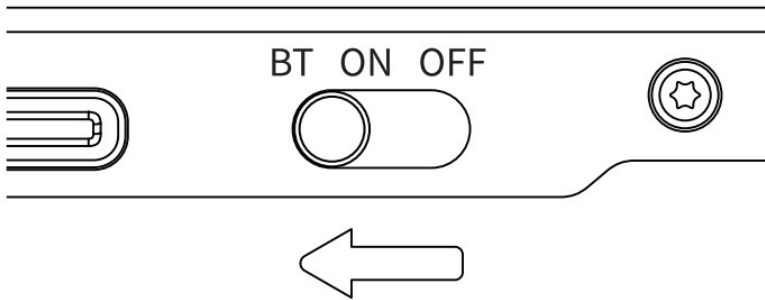



2. Connect the keyboard to the device with attached Type C cable to complete the wired connection mode




Bluetooth Connection:

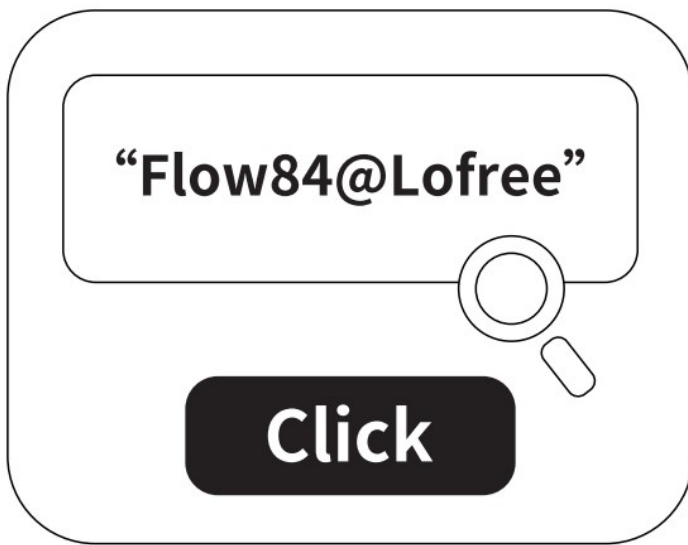
1. Toggle the mode switch to BT




2. Long Press Fn+1/Fn+2 /Fn+3 until indicator blinks slowly on Blue



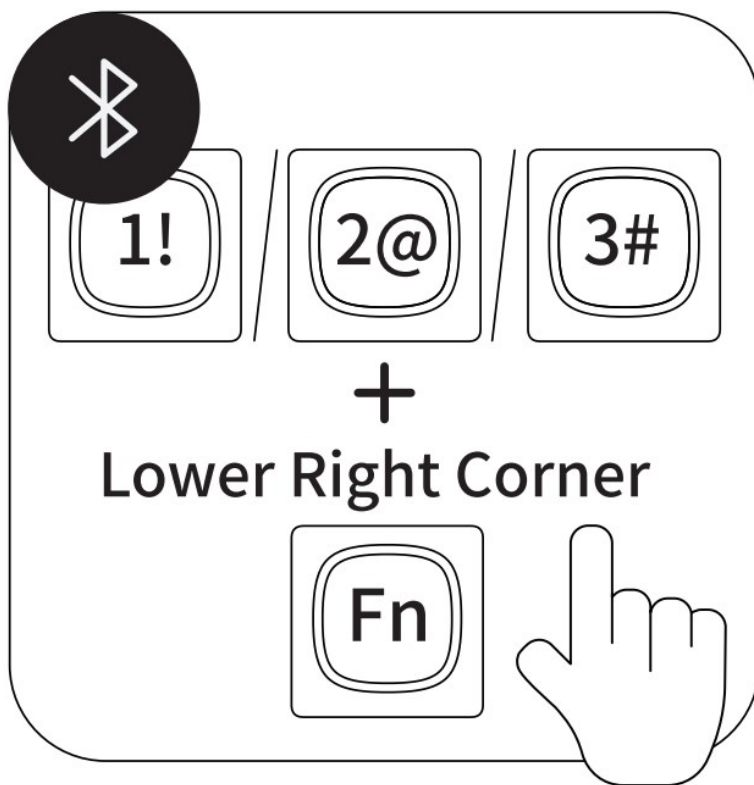
3. Find and pair "Flow84@Lofree" on your list of paired devices.



4. **status Indicator:** Indicator keeps on for 3s and turns off

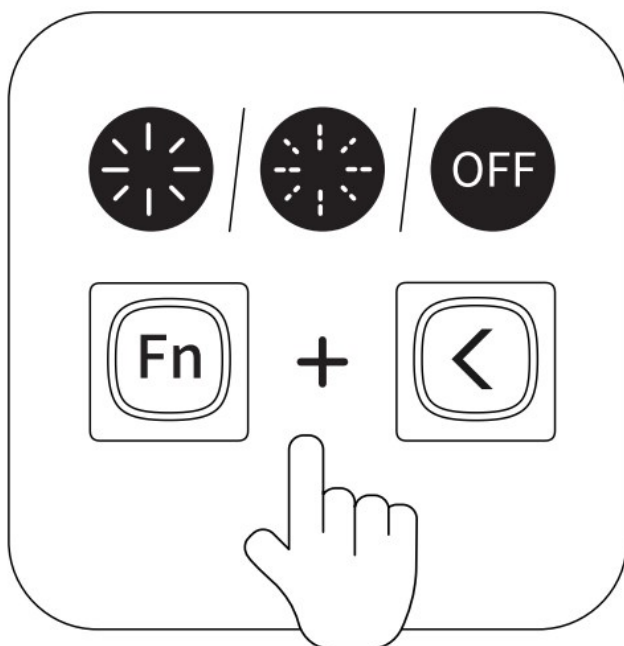


5. **Fn+I/Fn+J/Fn+K** = Switch Bluetooth Device

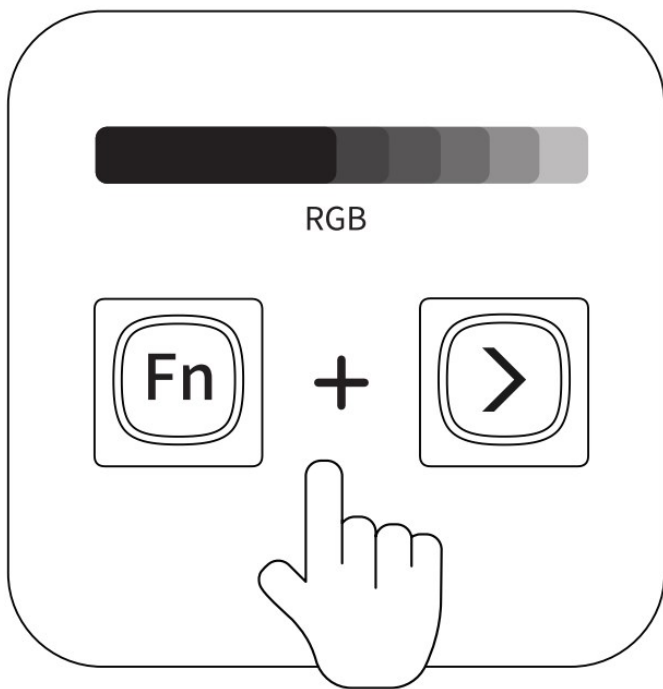


Use of Ambient Light:

1. **Fn +:** Steady/Breathe/Off



2. **Fn +:** Ambient Light Color Switch



System Switch











Fn+N in the lower right corner is to trigger the corresponding system function key of windows/Android **Fn+M** in the lower right corner is to trigger the corresponding system function key of Mac/iOS

Multi function Keys



Fn+F1.—t Del =Multimedia Key

	Function Sign	Mac	Windows
FN+F1		Screen BR-	Screen BR-
FN+F2		Screen BR+	Screen BR+
FN+F3		Multi-Screen	Multi-Screen
FN+F4		Search	Search
FN+F5		Backlit-	Backlit-
FN+F6		Backlit	Backlit+
FN+F7		Prev Song	Prev Song
FN+F8		Play/Pause	Play/Pause
FN+F9		Next Song	Next Song
FN+F10		Mute	Mute
FN+F11		VOL	VOL-
FN+F12		VOL	VOL+
FN+Opt/CtrlA		/	Menu
FN+Prtsc		/	Calculator
FN+Ins		/	Voice Assitant
FN+Del		/	Lock

NAME AND CONTENT OF HAZARD- OUS SUBSTANCES IN PRODUCT:

Harmful Element	Hazardous substances					
	Lead (Pb)	Mercury (Hg)	Cadmium (Cd)	Hexavalent Chromium (Cr, VI)	Polychlorinated Biphenyls (PCBs)	Polybrominated Diphenyl Ethers (PBDEs)
Plastic Components	○	○	○	○	○	○
Circuit Board Assembly	○	○	○	○	○	○
Silicone Components	○	○	○	○	○	○
Spare Parts	○	○	○	○	○	○

This table is prepared in accordance with the provisions of **SJ/T 11364**.

The classification and marking of this product was performed in accordance with the EU directive 2011/65/EU and the revised directive **2015/863/EU**.

O: Indicates that the said hazardous substance contained in all the homogeneous materials for this component is below the limit requirement in GB/T **26572**.

X: Indicates that this hazardous substance contained in at least one of the homogeneous materials used for this part is above the limit requirement in **GB/T 26572**.

ENVIRONMENTAL PROTECTION INSTRUCTIONS:

The hazardous substances contained in the electronic parts of this product will not leak or change under normal use conditions for a period of ten years. During the same period, the electronic components of this product will not cause serious environmental pollution or serious damage to human health or property while the products are being used by the consumer. According to the Chinese electronic industry standard SJ/T 11364-2014 and related Chinese government regulations, this product and some of its internal or external components may have an environmentally friendly use period mark, depending on the component and component manufacturer, the mark lifespan on the product and its components may vary. The expiration date on the component takes precedence over any conflicted or different UFUP label on the product.

Warning

- If the battery is not replaced properly, there may be leakage or explosion and personal injury hazards. Do not use the battery when there is leakage, discoloration, deformation, or any other abnormality.
- Do not leave the battery in a discharged or unused state for a long time.
- Do not short-circuit the product
- Battery life varies with usage. Used batteries should be disposed of in accordance with local laws or thrown away in trash cans for recycling electronic devices.
- If any liquid accidentally enters the product, please immediately disconnect the power supply and remove the product. Continue to use the product may cause fire or electric shock. Please contact the agent or the nearest customer service center for inspection and maintenance

FCC Statement

This equipment has been tested and found to comply with the limits for a Class B digital device, pursuant to Part 15 of the FCC Rules. These limits are designed to provide reasonable protection against harmful interference in a residential installation. This equipment generates uses and can radiate radio frequency energy and, if not installed and used in accordance with the instructions, may cause harmful interference to radio communications.

However, there is no guarantee that interference will not occur in a particular installation.

If this equipment does cause harmful interference to radio or television reception, which can be determined by turning the equipment off and on, the user is encouraged to try to correct the interference by one or more of the following measures:

- Reorient or relocate the receiving antenna.
- Increase the separation between the equipment and receiver.
- Connect the equipment into an outlet on a circuit different from that to which the receiver is connected.
- Consult the dealer or an experienced radio/TV technician for help.

This device complies with part 15 of the FCC Rules. Operation is subject to the following two conditions:

1. This device may not cause harmful interference, and
2. this device must accept any interference received, including interference that may cause undesired operation.

Changes or modifications not expressly approved by the party responsible for compliance could void the user's authority to operate the equipment.

FCC Radiation Exposure Statement

This equipment complies with FCC radiation exposure limits set forth for an uncontrolled environment. This transmitter must not be co-located or operating in conjunction with any other antenna or transmitter.

Service Hotline/: 4006002083

www.lofree.com.cn

www.lofree.co



flofree.co



lofreeco



lofree.co

Lofree

Documents / Resources



[Lofree FLOW Smoothest Compact Mechanical Keyboard](#) [pdf] User Manual
FLOW, FLOW Smoothest Compact Mechanical Keyboard, Smoothest Compact Mechanical Keyboard, Compact Mechanical Keyboard, Mechanical Keyboard, Keyboard