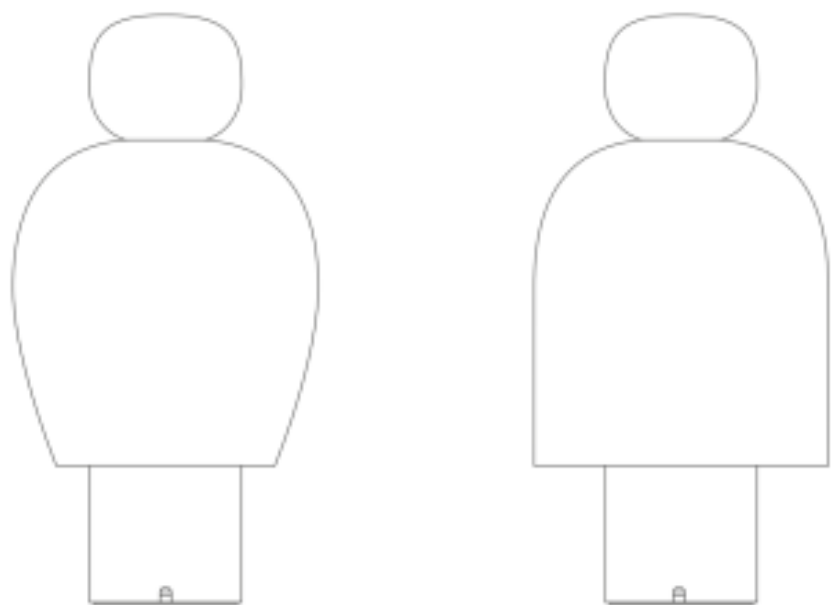


LODES 170001 Easy Peasy Portable Table Lamp Installation Guide

[Home](#) » [LODES](#) » LODES 170001 Easy Peasy Portable Table Lamp Installation Guide 

LODES 170001 Easy Peasy Portable Table Lamp



Contents

1

Installation Guide

2

Assembly instructions

3

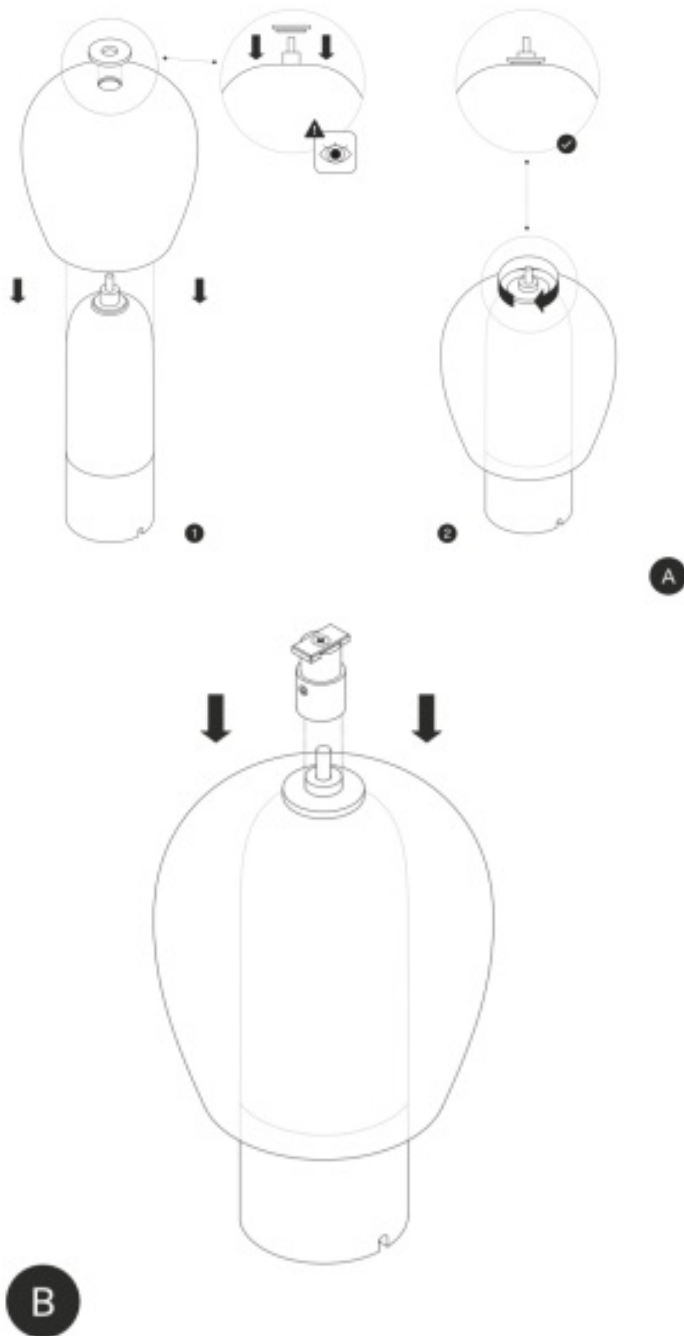
Documents / Resources

4

Related Posts



Light source	LED	
	<ul style="list-style-type: none"> ▶ 2700 – 3300 K ▶ 5V-1A ▶ MacAdam 3-Step 	<ul style="list-style-type: none"> ▶ 3W/ 380 lm ▶ CRI 90 ▶ Dim to Warm





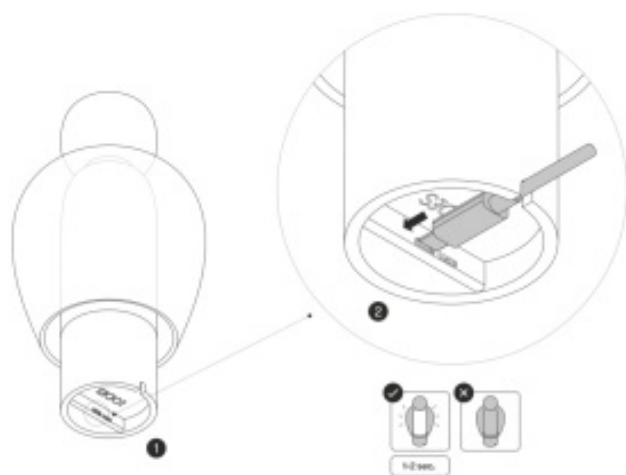
C



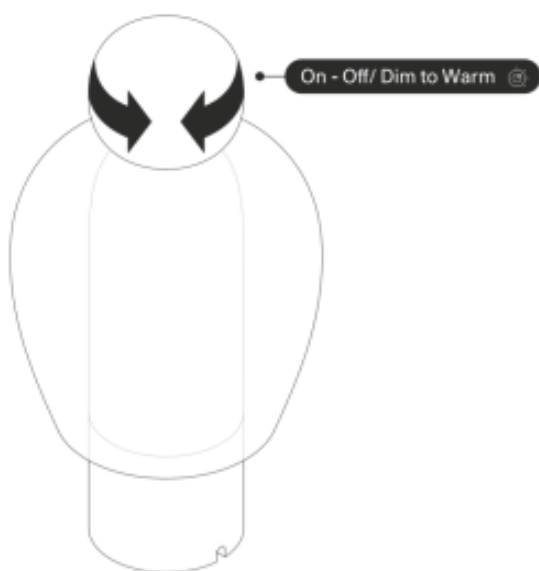
D



E

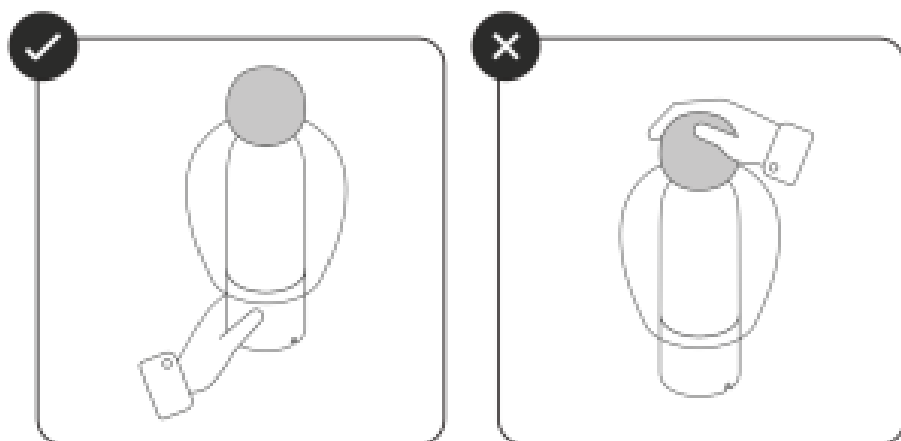


G



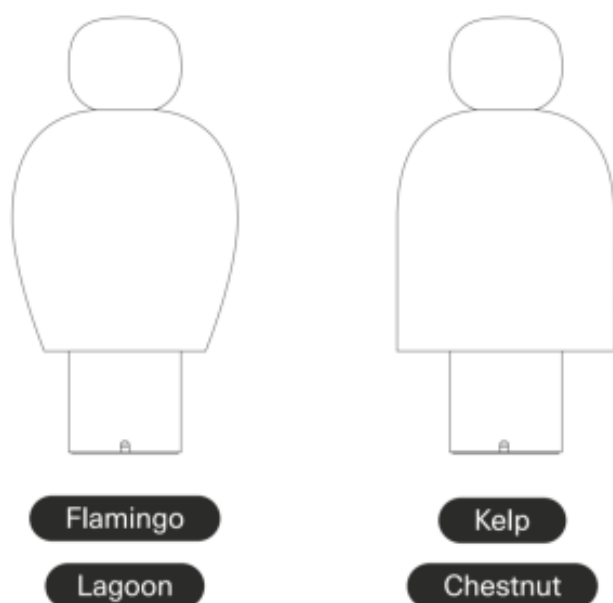
H

Assembly instructions



Battery charging time	Battery life
Power supply 1A ► 180 min	Full power (100%) ► 6h Half power (50%) ► 10h Minimum power (10%) ► 19h

Once the product has been used for the maximum number of hours, it will begin to flash. Recharge using the cable provided.



Keep these instructions for future reference. The device must be installed by qualified personnel only.

Caution: Clean the product using a soft cloth, slightly dampened with soap or detergent, preferably diluted in water. Never use ethyl alcohol or detergents containing even small amounts of acetone, trichloroethylene, ammonia and solvents in general.

Warranty: Lodes provides a one-year product warranty starting from the date of delivery, covering material and manufacturing defects. During this warranty period, Lodes will repair or replace, at its discretion, any product that is proven to be defective. This warranty does not apply to any damage resulting from accidents, alterations, tampering, misuse, negligence or improper use, or that has been caused by incorrect installation or incorrect maintenance work carried out by unauthorised individuals. The device must not be installed in positions or used in ways other than those indicated in the installation instructions. Any modification may compromise safety and cause the product to become dangerous. Lodes shall therefore not be held liable for any damages caused by alterations or tampering or the product not being used/installed in compliance with the installation instructions,

also in the event of the electrical system and/or the capacity of said system not being suitable



DISPOSAL OF USED BATTERIES

The product features a lithium battery inside which contains pollutants such as Mercury (Hg), Cadmium (Cd) and Lead (Pb). Failure to correctly dispose of this waste in the appropriate containers for separate collection will cause serious harm to the environment and human health.



USER INFORMATION ON RECYCLING – WEEE (COMMUNITY DIRECTIVE 2003/108/EC)

The crossed-out wheeled bin symbol printed on this product indicates that, at the end of its service life, it must not be disposed of as household waste but is intended for separate collection.

Contact your local waste collection agency or ask the seller for information about public waste collection centres in your area. Even the seller can collect the old product if you purchase a new one of the same type. Incorrect disposal may harm people and the environment due to the presence of hazardous substances. Penalties are envisaged for the unlawful disposal of this type of waste.

The light source of this device cannot be replaced; when the light source reaches the end of its service life, the entire device must be replaced.

T: +39 041 45 69 266


F: +39 041 45 69 337

info@lodes.com

lodes.com

LODES

Documents / Resources



[LODES 170001 Easy Peasy Portable Table Lamp](#) [pdf] Installation Guide
170001, Easy Peasy Portable Table Lamp