




LIVING SPACES Pascal Drop Back Sofa Bed Instruction Manual

[Home](#) » [LIVING SPACES](#) » LIVING SPACES Pascal Drop Back Sofa Bed Instruction Manual 



PASCAL DROP BACK THE SOFA BED

Contents

- [1 ASSEMBLY INSTRUCTIONS](#)
- [2 PARTS AND HARDWARE](#)
- [3 How to Find Your Furniture Legs](#)
- [4 OPERATING YOUR UNIT](#)
- [5 Documents / Resources](#)
- [6 Related Posts](#)

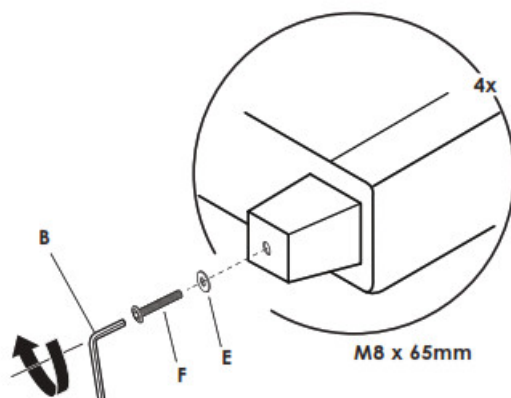
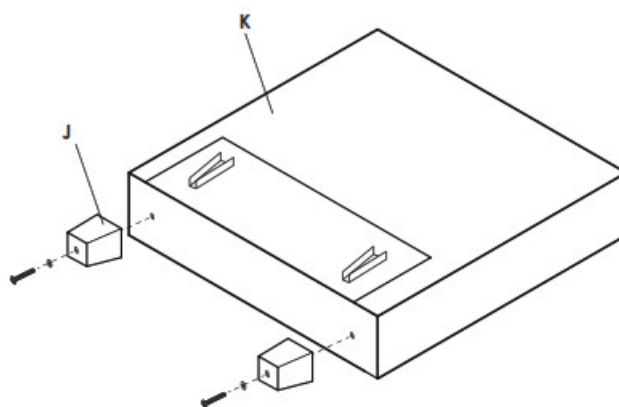
ASSEMBLY INSTRUCTIONS

IMPORTANT, RETAIN FOR FUTURE REFERENCE: READ CAREFULLY

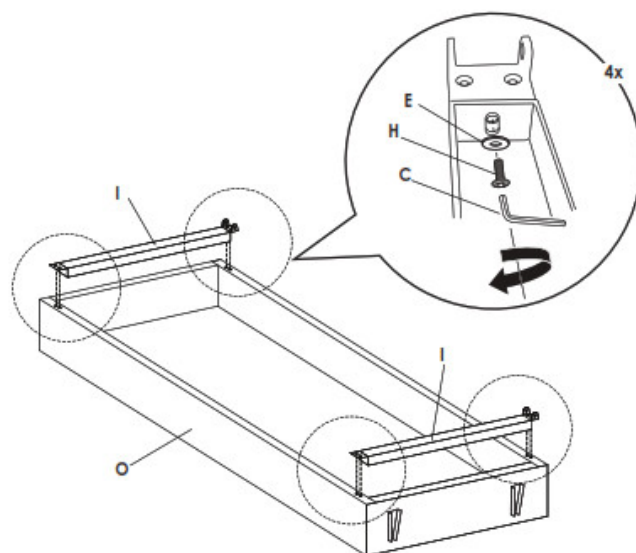


NOTE: THE UNIT SHOULD BE ASSEMBLED BY TWO OR MORE PEOPLE.
DO NOT TIGHTEN ANY BOLTS UNTIL ALL BOLTS HAVE BEEN STARTED!

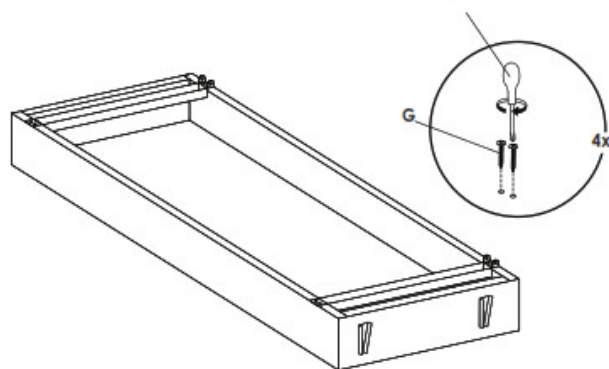
1




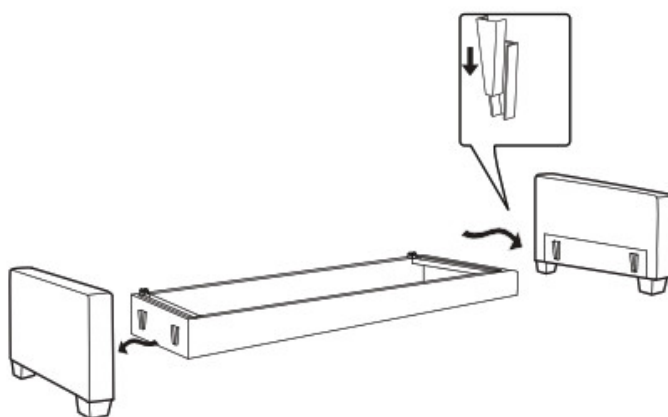
2

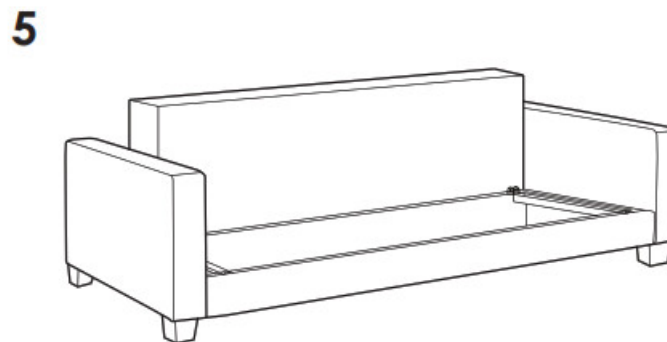
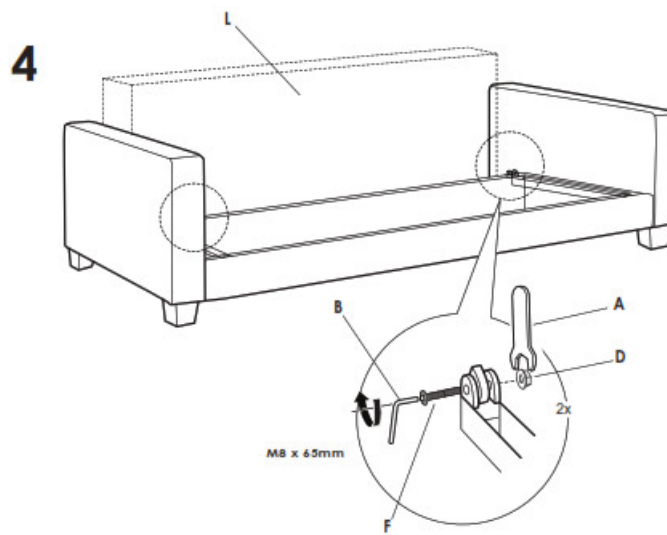


Phillips head screwdriver for assembly
(Not Included)



3










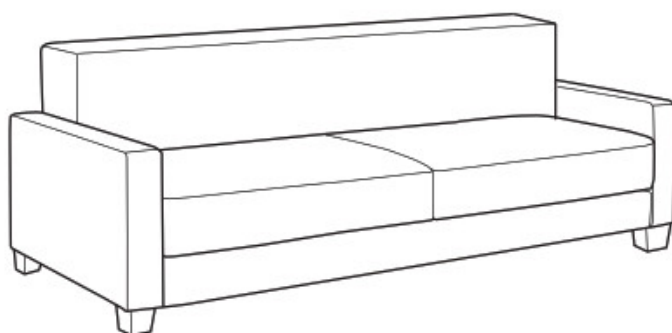
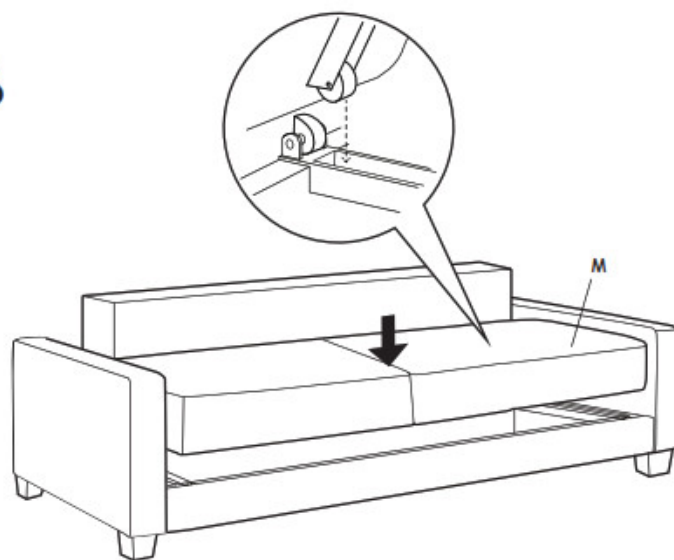
PARTS AND HARDWARE





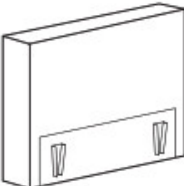
IMPORTANT

- Avoid using sharp objects to open packaging as you may accidentally damage the product.
- Please read the complete instruction sheet prior to assembly.
- Minimum 2 adults required to safely perform assembly process.

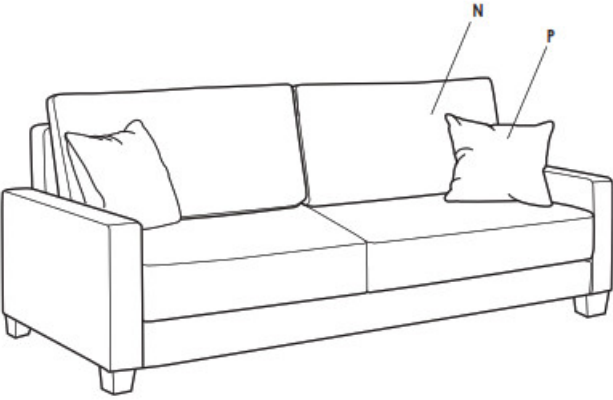
PART #	PART SKU#	PART DESCRIPTION	QUANTITY
L	N/A		1
M	N/A		1
N	N/A		2
O	N/A		1
P	N/A		2







6



PART #	PART SKU#	PART DESCRIPTION	QUANTITY
G	WSC-RN-B	 30mm	8
H	BLT-M6-25	 M6 x 10mm	4
I	RN-1045		2
J	WL-1046		4
K	N/A		2

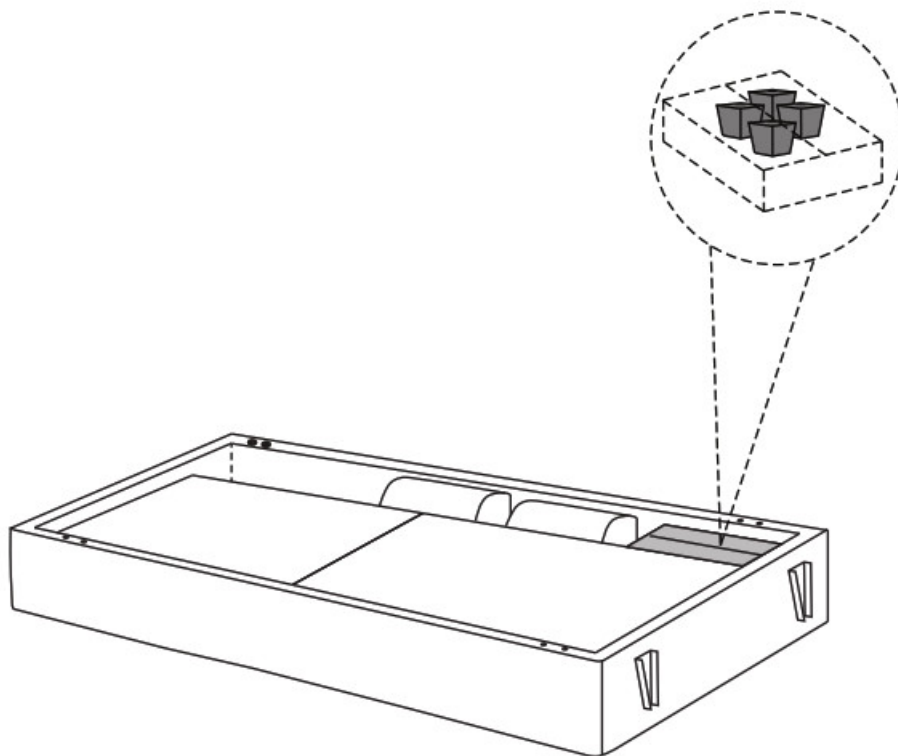
7



PART #	PART SKU#	PART DESCRIPTION	QUANTITY
A	MS-M13	 13mm	1
B	AK-M5	 M5	1
C	AK-M4	 M4	1
D	LNT-M8	 M8	2
E	FW-M8-19	 M8	8
F	BLT-M8-65	 M8 x 65mm	6

How to Find Your Furniture Legs

Hardware and legs were packed inside the carton box. Assembly instructions were attached to the carton box.

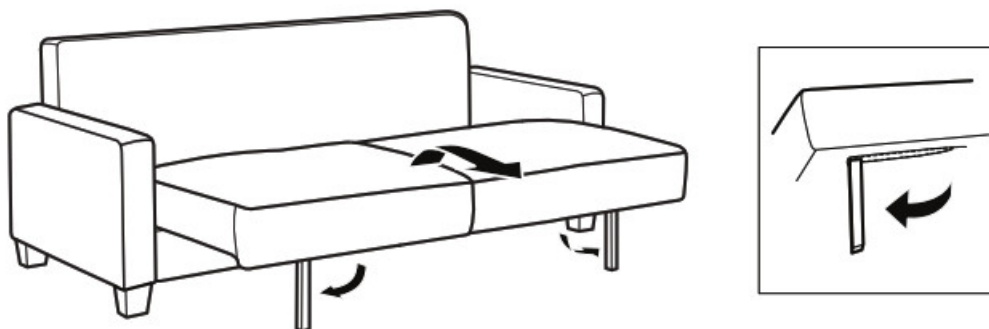


Note: Storage Body (Box 2 of 2)

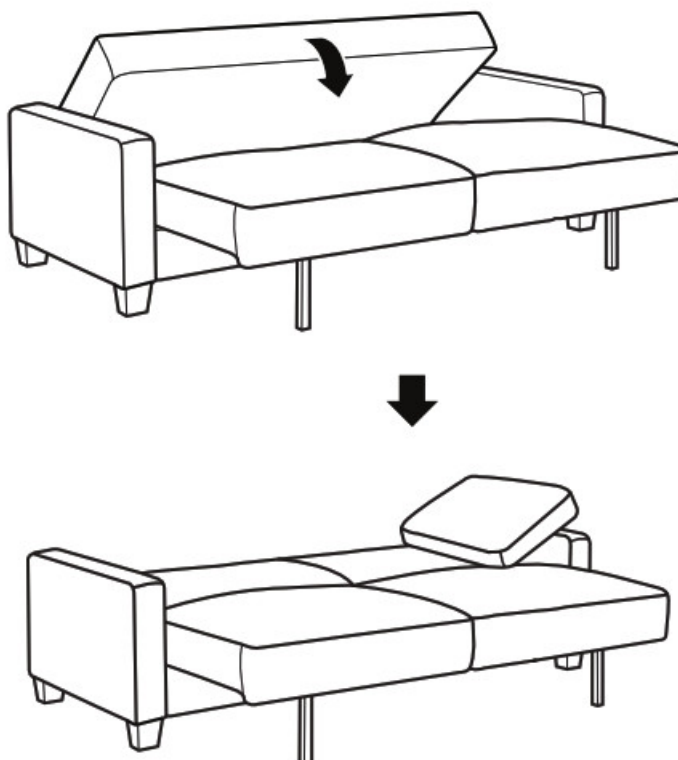
OPERATING YOUR UNIT

CONVERTING TO SOFA / BED

1. Lift the seat and pull out until the rollers reach the end of the track.
2. Pull out support legs beneath the seat cushion by unzipping both components underneath the base.



3. Carefully drop down backrest to go into a flatbed position.
Use pillow cushions as headrests. Reverse steps to return to sofa position.



4. Reverse steps to return to sofa position.

Documents / Resources



[LIVING SPACES Pascal Drop Back Sofa Bed](#) [pdf] Instruction Manual
Pascal Drop Back Sofa Bed