



IAN 476970 LED String Lights



LIVARNO home IAN 476970 LED String Lights Instruction Manual

[Home](#) » [LIVARNO home](#) » LIVARNO home IAN 476970 LED String Lights Instruction Manual 

Contents

- [1 LIVARNO home IAN 476970 LED String Lights](#)
- [2 Product Usage Instructions](#)
- [3 Introduction](#)
- [4 Safety information](#)
- [5 Inserting/replacing batteries](#)
- [6 FAQs](#)
- [7 Documents / Resources](#)
 - [7.1 References](#)



LIVARNO home IAN 476970 LED String Lights



Specifications

- Power (light chain): 0.24 W
- Operating voltage: 3 V

- Batteries: 2 x 1.5 V, type AA (Alkaline batteries)
- Degree of protection: IP44 (splash-proof)

Product Usage Instructions

Introduction

This product is suitable as decorative lighting for private indoor and outdoor use. It is not intended for commercial use.

Delivery Scope:

- 1 LED string light
- 1 Operating instruction
- 2 Batteries

Description of Parts:

- 1 LEDs in candle effect
- 2 Push button (TIMER/ON/OFF)
- 3 Battery compartment cover
- 4 Screw
- 5 Clip
- 6 Battery compartment
- 7 Battery
- 8 Closure (battery compartment cover)
- 9 Eyelet

Usage Instructions:

To start using the product:

1. Insert or replace batteries as needed.
2. Switch between TIMER/ON/OFF functions using the push button on the battery compartment cover.

Cleaning and Maintenance

Ensure to clean the product regularly and follow proper maintenance procedures as outlined in the user manual.

Disposal:

Remove the batteries from the product before disposal. Ensure proper disposal methods are followed for both the product and batteries.

List of pictograms used



WARNING!

KEEP OUT OF REACH OF CHILDREN! Swallowing can lead to chemical burns, perforation of soft tissue, and death. Severe burns can occur within 2 hours of ingestion. Seek medical attention immediately.

Introduction

We congratulate you on the purchase of your new product. You have chosen a high quality product. The instructions for use are part of the product. They contain important information concerning safety, use and disposal. Before using the product, please familiarise yourself with all of the safety information and instructions for use. Only use the product as described and for the specified applications. If you pass the product on to anyone else, please ensure that you also pass on all the documentation with it.

Proper use

This product is suitable as decorative lighting for private indoor and outdoor use. The product is not intended for commercial use.

Delivery scope

- 1 LED string light
- 2 Batteries
- 1 Operating instruction

Description of parts

1. LEDs in candle effect
2. Push button (TIMER/ON/OFF)
3. Battery compartment cover
4. Screw
5. Clip
6. Battery compartment
7. Battery
8. Closure (battery compartment cover)
9. Eyelet

Technical data

- Power (light chain): 0.24 W
- Operating voltage: 3 V \equiv
- Batteries: 2 x 1.5 V \equiv type AA (Alkaline batteries)
- Degree of protection: IP44 (splash-proof)



Safety information

READ THESE INSTRUCTIONS BEFORE USING THE PRODUCT! PLEASE KEEP ALL SAFETY INSTRUCTIONS AND INSTRUCTIONS FOR USE FOR FUTURE REFERENCE!





- **DANGER OF DEATH AND ACCIDENTS FOR TODDLERS AND CHILDREN!** Never leave children unsupervised with the packaging material. The packaging material represents a danger of suffocation. Children frequently underestimate the dangers. Please keep children away from the product at all times. This product


may be used by children age

14 years and up, as well as by persons with reduced physical, sensory or mental capacities or lacking experience and/or knowledge, so long as they are supervised or instructed in the safe use of the product and understand the associated risks. Do not allow children to play with the product. Cleaning and user maintenance should not be performed by children without supervision. The product is not a toy.



- Not suitable for children under 14 years. Keep away from children.
- Do not use the product if you notice any signs of damage.
- Avoid mechanical strain on the product!
- Do not hang the product over 2 m.
- **CAUTION! RISK OF OVERHEATING!** Do not operate the product inside the packaging. After use, keep the product in the packaging to prevent unwanted damage.
- This product does not contain any parts that can be serviced by the user.
- The LEDs are not replaceable.
- If the LEDs fail at the end of their lives, the entire product must be replaced.
- Never electrically connect the product with other light chain.
- Never connect the light chain directly to a 230 V~ connection.
- This light chain must not be used without the sealing rings properly installed.
-  **Safety instructions for batteries/rechargeable batteries**
- **DANGER TO LIFE!** Keep batteries/rechargeable batteries out of reach of children. If accidentally swallowed seek immediate medical attention.
- Swallowing may lead to burns, perforation of soft tissue, and death. Severe burns can occur within 2 hours of ingestion.
-  **DANGER OF EXPLOSION!** Never recharge non-rechargeable batteries. Do not short-circuit batteries/rechargeable batteries and/or open them. Overheating, fire or bursting can be the result. Never throw batteries/rechargeable batteries into fire or water.
- Do not exert mechanical loads to batteries/ rechargeable batteries.

Risk of leakage of batteries/rechargeable batteries

- Avoid extreme environmental conditions and temperatures, which could affect batteries/rechargeable batteries, e.g. radiators/direct sunlight.
- If batteries/rechargeable batteries have leaked, avoid contact with skin, eyes and mucous membranes with the chemicals! Flush immediately the affected areas with fresh water and seek medical attention!
-  **WEAR PROTECTIVE GLOVES!** Leaked or damaged batteries/rechargeable batteries can cause burns on contact with the skin. Wear suitable protective gloves at all times if such an event occurs.
- In the event of a leakage of batteries/rechargeable batteries, immediately remove them from the product to prevent damage.
- Only use the same type of batteries/rechargeable batteries. Do not mix used and new batteries/rechargeable batteries.
- Remove batteries/rechargeable batteries if the product will not be used for a longer period.

Risk of damage of the product

- Only use the specified type of battery/recharge-able battery!
- Insert batteries/rechargeable batteries according to polarity marks (+) and (-) on the battery/ rechargeable battery and the product.
- Use a dry lint-free cloth or cotton swab to clean the contacts on the battery/rechargeable battery and in the battery compartment before inserting!
- Remove exhausted batteries/rechargeable batteries from the product immediately.

Start-up

Note:

Remove all packaging materials from the product.

Inserting/replacing batteries

- Loosen the screw 4 on the battery compartment cover 3
- Unlock both closures 8.
- Open the battery compartment cover 3 and insert batteries 7 type AA in the battery compartment 6. Be sure the polarity is correct. This is indicated in the battery compartment 6.
- Close the battery compartment cover 3
- Lock both closures 8
- Tighten the screw 4 on the battery compartment cover 3

Switching TIMER/ON/OFF

- The battery compartment cover 3 has a push button 2.
- Press this push button repeatedly to successively set the product to TIMER, ON and OFF.
- TIMER function: The product glows permanently for 6 hours and will be followed by a subsequent pause of 1 8 hours. Afterwards, the product will light up again at its designated turn on time for 6 hours followed by a subsequent pause of 1 8 hours.
- In ON mode, product will light until switched off by pressing the push button 2.
 - Note: Please use the eyelet 9 to hang up the battery compartment 6 during outdoor use.

Cleaning

- Use a feather duster to clean the product.
- Easy to clean for heavy soiling, with a slightly damp cloth.

Disposal

- The packaging is made entirely of recyclable materials, which you may dispose of at local recycling facilities.



- Observe the marking of the packaging materials for waste separation, which are marked with abbreviations (a) and numbers (b) with the following meaning: 1-7: plastics/ 20-22: paper and fibreboard/ 80-98: composite materials.



- Contact your local refuse disposal authority for more details of how to dispose of your worn-out product.



- To help protect the environment, please dispose of the product properly when it has reached the end of its useful life and not in the household waste. Information on collection points and their opening hours can be obtained from your local authority.
- The product incl. accessories and packaging materials are recyclable and are subject to extended producer responsibility. Dispose them separately, following the illustrated Inf&tri (sorting information), for better waste treatment. The Triman logo is valid in France only.
- Faulty or used batteries/ rechargeable batteries must be recycled. Return the batteries/rechargeable batteries and the product to the available collection points.



- Environmental damage through incorrect disposal of the batteries/rechargeable batteries!
- Batteries/rechargeable batteries may not be disposed of with the usual domestic waste. They may contain toxic heavy metals and are subject to hazardous waste treatment rules and regulations. The chemical symbols for heavy metals are as follows: Cd = cadmium, Hg = mercury, Pb = lead. That is why you should dispose of used batteries/rechargeable batteries at a local collection point.

Warranty

- The product has been manufactured to strict quality guidelines and meticulously examined before delivery. In the event of material or manufacturing defects you have legal rights against the retailer of this product. Your legal rights are not limited in any way by our warranty detailed below.
- The warranty for this product is 3 years from the date of purchase. The warranty period begins on the date of purchase. Keep the original sales receipt in a safe location as this document is required as proof of purchase. Any damage or defects already present at the time of purchase must be reported without delay after unpacking the product.
- Should the product show any fault in materials or manufacture within 3 years from the date of purchase, we will repair or replace it — at our choice — free of charge to you. The warranty period is not extended as a result of a claim being granted. This also applies to replaced and repaired parts.
- This warranty becomes void if the product has been damaged, or used or maintained improperly.
- The warranty covers material or manufacturing defects. This warranty does not cover product parts subject to normal wear and tear, thus considered consumables (e.g. batteries, rechargeable batteries, tubes, cartridges), nor damage to fragile parts, e.g. switches or glass parts.

Warranty claim procedure

To ensure quick processing of your case, please observe the following instructions:

- Please have the till receipt and the item number

- (IAN 476970_2401) available as proof of purchase. You will find the item number on the rating plate, an engraving on the front page of the instructions for use (bottom left), or as a sticker on the rear or bottom of the product.
- If functional or other defects occur, please contact the service department listed either by telephone or by e-mail.
- You can return a defective product to us free of charge to the service address that will be provided to you. Ensure that you enclose the proof of purchase (till receipt) and information about what the defect is and when it occurred.

Service

- Service Great Britain
- Tel.: 0800 0569216
- E-Mail: owim@lidl.co.uk

Service Ireland

- Tel.: 1800 200736
- E-Mail: owim@lidl.ie

FAQs


Q: Can children use this product?

A: This product may be used by children aged 14 years and up under supervision. Do not allow children to play with the product unsupervised.

Q: What should I do in case of ingestion of batteries?

A: Swallowing batteries can be dangerous. Seek medical attention immediately if ingestion occurs.

Documents / Resources



[LIVARNO home IAN 476970 LED String Lights](#) [pdf] Instruction Manual
IAN 476970_2401, IAN 476970 LED String Lights, IAN 476970, LED String Lights, String Lights, Lights

References

- [User Manual](#)

[Manuals+.](#) [Privacy Policy](#)

This website is an independent publication and is neither affiliated with nor endorsed by any of the trademark owners. The "Bluetooth®" word mark and logos are registered trademarks owned by Bluetooth SIG, Inc. The "Wi-Fi®" word mark and logos are registered trademarks owned by the Wi-Fi Alliance. Any use of these marks on this website does not imply any affiliation with or endorsement.