


lonto KB0030 Cat Scratching Post Tree Scratching Post Cat Game



lonto KB0030 Cat Scratching Post Tree Scratching Post Cat Game Instruction Manual

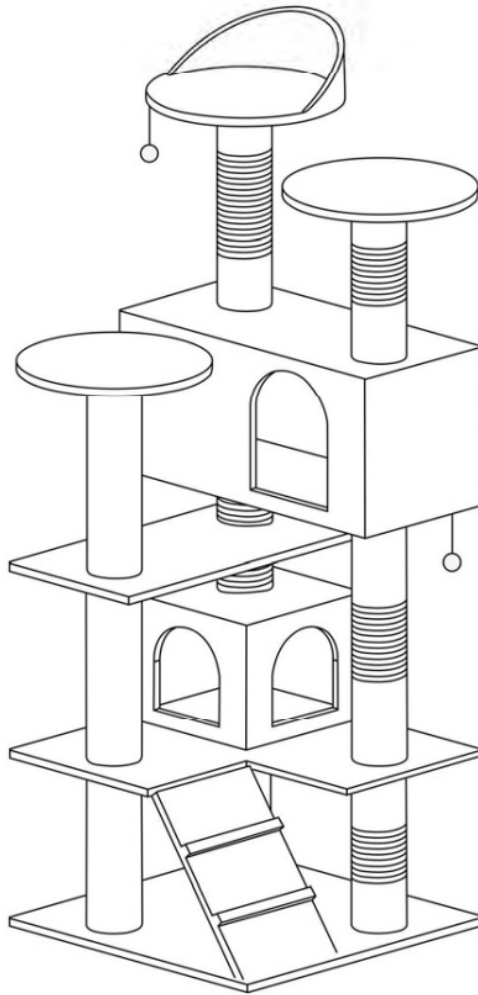
[Home](#) » [lonto](#) » lonto KB0030 Cat Scratching Post Tree Scratching Post Cat Game Instruction Manual 

Contents

- [1 lonto KB0030 Cat Scratching Post Tree Scratching Post Cat Game](#)
- [2 Product Usage Instructions](#)
- [3 FAQ](#)
- [4 Parts](#)
- [5 Assembly](#)
- [6 Documents / Resources](#)
 - [6.1 References](#)
- [7 Related Posts](#)



lonto KB0030 Cat Scratching Post Tree Scratching Post Cat Game



Product Specifications

- Model: KB0030
- Dimensions: P1 – 82 mm, P2 – 250 mm, P3 – 250 mm, P4 – 250 mm
- Material: Various parts made of metal and plastic

Product Usage Instructions

Parts List:

Number	Part Name	Quantity
P5	A	1
P6	B	1

Assembly Instructions:

1. Begin by assembling parts P5 and P6 together.
2. Attach part P7 to the assembled parts.

FAQ

Q: How do I clean the product?

A: To clean the product, use a damp cloth with mild soap and water. Do not use harsh chemicals.





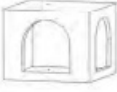



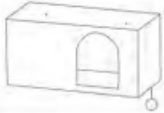















Q: Can this product be used outdoors?

A: This product is designed for indoor use only and should not be exposed to outdoor elements.

Notes

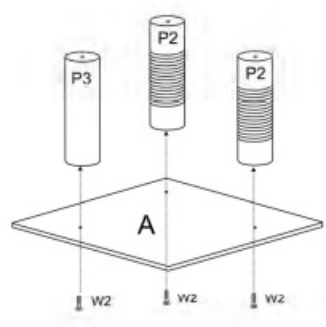
- Non-observance of the instructions and safety recommendations can result in damage to the product or injury to the user!
- This product is designed for interior use.
- Only store the packaging materials in places that are out of reach of children. Certain parts pose a choking risk to children.
- Check that the product is complete and not damaged prior to construction. If parts are missing or damaged, contact the seller before beginning of construction.
- Warning: This product is not suitable for children under the age of three. It contains small parts, which when swallowed can endanger lives (especially of young children).
- The seller is not liable for damage caused by improper installation or handling.
- Assemble all of the parts in the correct sequence.
- Keep the scratching post dry.
- Keep these instructions for future reference.

Parts

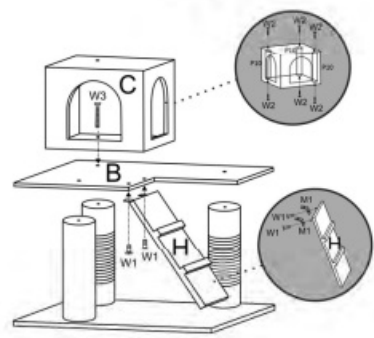
Number	Image	Quantity	Number	Image	Quantity
A		1	P5	 285 mm	1
B		1	P6	 320 mm	1
C		1	P7	 320 mm	1
D		1	P8	 385 mm	1
E		1	P9	 225 mm	4
F		2	P10	 175 mm	3
G		1	W1	 M8 x 20 mm	4
H		1	W2	 M8 x 35 mm	22
P1	 82 mm	2	W3	 M8 x 50 mm	1
P2	 250 mm	2	W4	 M8 x 65 mm	4
P3	 250 mm	1	W5		1
P4	 250 mm	1	M1		2

Assembly

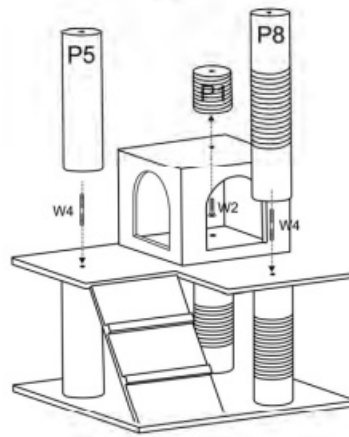
1



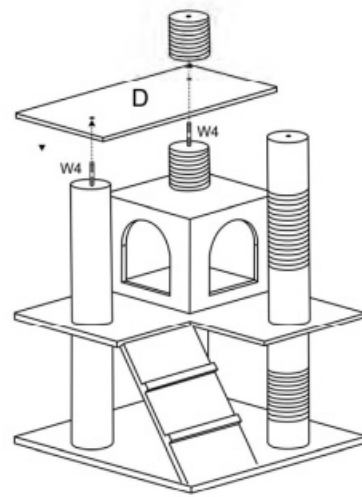
2



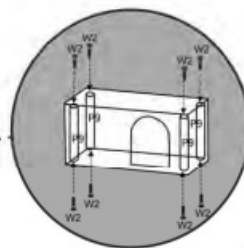
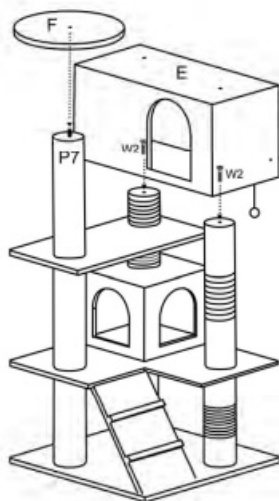
3



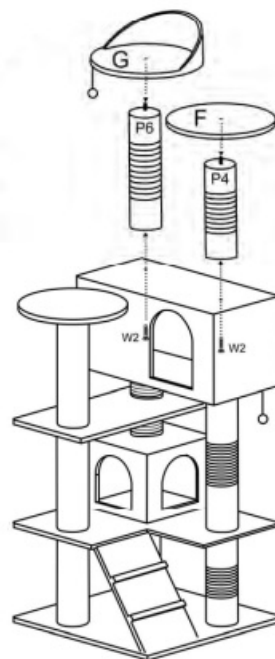
4

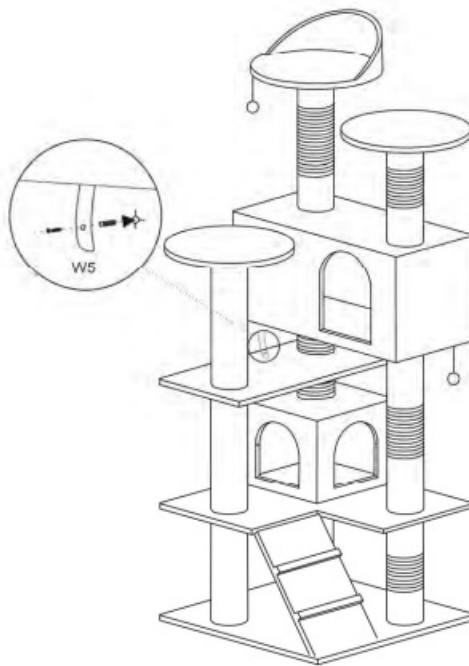


5





6





Documents / Resources

 	<p>liionto KB0030 Cat Scratching Post Tree Scratching Post Cat Game [pdf] Instruction Manual KB0030 Cat Scratching Post Tree Scratching Post Cat Game, KB0030, Cat Scratching Post Tree Scratching Post Cat Game, Scratching Post Tree Scratching Post Cat Game, Post Tree Scratching Post Cat Game, Scratching Post Cat Game, Post Cat Game</p>
---	--

References

- [User Manual](#)

[Manuals+](#), [Privacy Policy](#)

This website is an independent publication and is neither affiliated with nor endorsed by any of the trademark owners. The "Bluetooth®" word mark and logos are registered trademarks owned by Bluetooth SIG, Inc. The "Wi-Fi®" word mark and logos are registered trademarks owned by the Wi-Fi Alliance. Any use of these marks on this website does not imply any affiliation with or endorsement.