

# Linshang LS182 Spectrum Transmission Meter User Manual

[Home](#) » [Linshang](#) » Linshang LS182 Spectrum Transmission Meter User Manual 



Shenzhen Linshang Technology Co., Ltd  
LS182  
Spectrum Transmission Meter  
User Manual V6.11

Please read this manual carefully before using and reserve it for reference.

## Contents

- 1 Product introduction
- 2 Parameters
- 3 Structure
- 4 Operation
- 5 Features
- 6 Steps and precautions for use
- 7 Packing List
- 8 Service
- 9 Documents / Resources
  - 9.1 References

## Product introduction

This instrument is able to simultaneously measure and display UV, IR rejection value and visible light transmission value. This meter is self-contained light sources and self-calibration. No manual adjustment is needed. The users only need plug the power supply, turn on the switch and put the solar film in the opening. The resulting performance data appear on the display.

## Standards for the product

JJF 1225-2009 Calibration Specification for Transmittance Meter of Automobile

JJG 178-2007 Ultraviolet, Visible, Near-Infrared Spectrophotometers

GB/T 5137.2-2020 Test methods of safety glazing materials used on road vehicles—Part 2: Optical properties tests

GB/T 21300-2007 Plastics pipes and fittings – Determination of opacity

GB/T 2680-2021 Glass in building—Determination of light transmittance, solar direct transmittance, total solar energy transmittance, ultraviolet transmittance and related glazing factors

## Parameters


1. Size: 216mm\*134mm\*29mm (L\*H\*W)
2. Testing opening: Wide 47mm \* Height 91 mm
3. Weigh: 590g
4. Resolution: 0.1%
5. Accuracy:  $\pm 2\%$  (Colorless and transparent material)
6. UV peak wavelength: 365nm
7. VL wavelength: 380nm-760nm, CIE function of photopic vision
8. IR wavelength: 940nm, 1400nm, and Full IR
9. SHGC: 0.000 ~ 1.000
10. TSER: 0.0% ~ 100%
11. Power supply: 5V DC Adapter

## Structure



The picture above is the side laser marking text

- “OFF/ON”, power switch
- “USB”, the type-C power socket
- “940nm, Full IR and 1400nm”, dial switch for three different IR wavelength



## Operation

The solar film tester is used to test the UV rejection rate, IR rejection rate and visible light transmission rate of solar films. Here are the operation steps:


### 1. Turn on the instrument

Plug in the power supply, keep the test slot empty, turn on the tester. Firstly, the instrument version number and instrument model will be displayed in the screen, then, the UV and IR rejection rate data will be displayed as "0%" and the visible light transmission rate will be 100%.

### 2. Measurement

Place the materials (solar film, laminated glass, etc.) into the test slot. The UV rejection rate, IR rejection rate and visible light transmission rate of the materials are immediately displayed. The infrared rejection rates are in response to the wavelengths (940nm, Full IR and 1400nm) selected by the dip switch and the corresponding wavelengths are indicated in the middle of the infra-red display pointer table.

As shown in the graph below: the UV rejection rate of the sample solar film was 97.8%, the IR rejection rate was 85.1% and the visible light transmission rate was 74.6%.



### 3. FULL IR, TSER and SHGC measurements

The instrument is adjusted to the "Full IR" position by flicking the dip switch, which then it can measure the UV

rejection rate, full IR rejection rate, light transmission rate and the Solar Heat Gain Coefficient (SHGC) of the material. Full IR is the combined value of the IR940nm and IR1400nm insulation rates.



**\*Note:** SHGC and TSER measurement is not valid on window film or colored glass

## Features

1. Parallel light design, Large color LCD display.
2. Total Solar Energy Rejected (TSER) and Solar Heat Gain Coefficient (SHGC) test.
3. It can test 5 wavelengths including UV, Visible, IR 940nm, IR 1400nm, and IR full band.
4. Applicable for testing the transmittance of automotive films, explosion-proof films, architectural films, thermal insulation films, laminated glass, etc.
5. The instrument has real-time dynamic self-calibration function, automatically calibrated after power on.
6. Suitable for solar film performance display and exhibition, production, quality inspection, goods inspection and other occasions.

## Steps and precautions for use

1. Connect the instrument to the special power supply, keep the test slot empty and switch on the instrument.
2. Place the materials in the test slot as close to the left side of the slot as possible.
3. Turn off the power when the instrument is not in use.
4. Keep the test slot empty when self-test and self-calibration of the instrument.
5. Avoid contact with corrosive substances and keep away from high temperature and high humidity environments.
6. If the data is not displayed as "0%, 0%, 100%" when there is no materials in the slot which is due to the luminous efficiency of the LED light source result from long time using the instrument (the efficiency of the LED light source decreases when the temperature of the light source increases), please turn off the power of the instrument and restart the self-test and self-calibration. This will not affect the measurement accuracy and normal use.

## Packing List

No.	Description	Quantity	Unit
1	Solar Film Transmission Meter	1	pcs
2	DC5V Adapter	1	pcs
3	User Manual	1	pcs
4	Certificate / Warranty Card	1	pcs
5	Support Rod	1	pcs

## Service

1. The meter has one-year warranty. If the meter works abnormally, please send the whole meter to the company for maintenance.
2. Provide users with spare parts and lifelong maintenance services.
3. Provide the users with the meter inspection service for free.
4. Free technical support for long term.


Manufacturer: Shenzhen Linshang Technology Co., Ltd.

Website: [www.linshangtech.com](http://www.linshangtech.com)

Service hotline: 086-755-86263411

Email: [sales21@linshangtech.com](mailto:sales21@linshangtech.com)

## Documents / Resources

	<p><a href="#">Linshang LS182 Spectrum Transmission Meter</a> [pdf] User Manual</p> <p>LS182, LS182 Spectrum Transmission Meter, Spectrum Transmission Meter, Transmission Meter, Meter</p>
---	---

## References

- [Transmission Meter | UV Light Meter | Coating Thickness Gauge - Linshang](#)
- [User Manual](#)

[Manuals+](#), [Privacy Policy](#)

This website is an independent publication and is neither affiliated with nor endorsed by any of the trademark owners. The "Bluetooth®" word mark and logos are registered trademarks owned by Bluetooth SIG, Inc. The "Wi-Fi®" word mark and logos are registered trademarks owned by the Wi-Fi Alliance. Any use of these marks on this website does not imply any affiliation with or endorsement.