



LINQ LQ48011 7-in-2 D2 Pro MST USB-C Multiport Hub Owner's Manual

[Home](#) » [LINQ](#) » LINQ LQ48011 7-in-2 D2 Pro MST USB-C Multiport Hub Owner's Manual 

Contents

- [1 LINQ LQ48011 7-in-2 D2 Pro MST USB-C Multiport Hub Owner's Manual](#)
- [2 Product Specifications](#)
- [3 Overview](#)
- [4 How to Use](#)
- [5 Troubleshooting](#)
- [6 Compatibilities](#)
- [7 Read More About This Manual & Download PDF:](#)
- [8 Documents / Resources](#)
 - [8.1 References](#)
- [9 Related Posts](#)

LINQ LQ48011 7-in-2 D2 Pro MST USB-C Multiport Hub Owner's Manual



Thank you for purchasing our 7 in 2 **D2 Pro Edition**.


Please read this user manual carefully and keep it in a safe place for future reference. If you need any assistance, please contact our support team with your product model number and order number of relevant sales channel.

Product Specifications



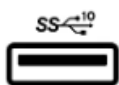
M1 Compatible

MST for All Apple M1 and Intel Mac's Laptop



2x HDMI Output Port

HDMI 1 – Up to 4k UHD (3840 x 2160@ 60Hz), HDMI 2 – Up to 4K UHD (3840 x 2160@ 30Hz)
MST



USB-A Super Speed+

Super Speed USB-A 3.2 Gen 2, Max data transfer speed 10Gbps
Power Supply up to 4.5W Max.



USB-C Super Speed+

Super Speed USB-C 3.2 Gen 2, Max data transfer speed 10Gbps
Power Supply up to 4.5W Max (Only for Data Transfer)



USB-C PD Port

Charging up to 100W of Power
Delivery 3.0 (Only for laptop charging)



RJ45 Gigabit Ethernet

Max Ethernet Speeds up to 1000Mbps



Dual USB-C Connector

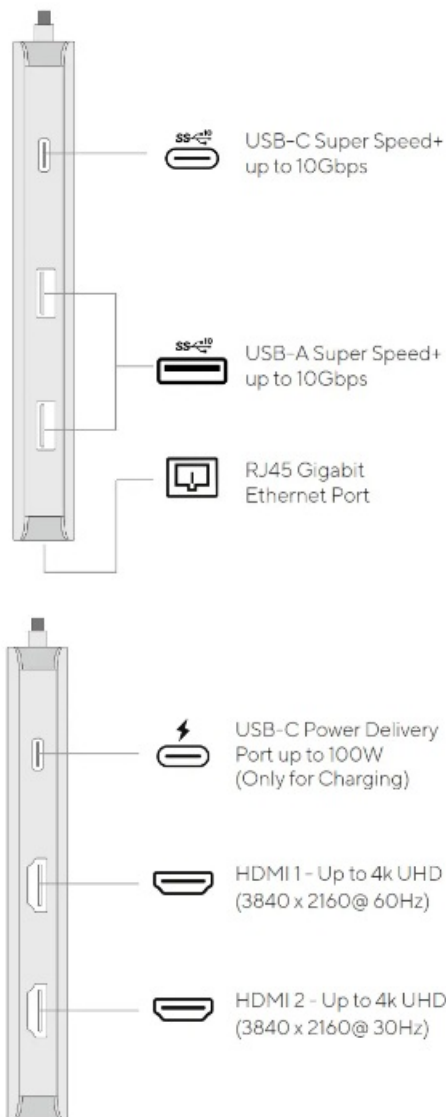
Compatible with Thunderbolt 3 and 4, Dedicated design for use with dual USB TypeC port Macbook.

System Requirements:

MacOSX v10.0 or above operating systems

Plug and play: Yes

Overview



Notes

1. To enable HDMI2, download the latest driver in our website: <http://linqbyelements.dk/d2instantview-download.html>
2. Only one hub is included, power adapters, SD/TF memory cards, cables or other accessories are not included.
3. The up to 100W charging speed can only be achieved when used with a 100W rated USB-C PD cable in combination of 100W type-C PD Power Adapter.
4. The USB Data Ports of this product supports Max. 5V 900mAh total charging output.
5. For more stable connection when using high-power devices, connect a PD Power Adaptor to the USB-C female PD port.
6. The USB-C female PD port of this product is only for charging USB-C laptops whose USB-C Port supports USB Power Delivery (PD). The PD USB-C female port of this product does not support data transfer.
7. The USB-C female data port of this product is only for data transfer. The USB-C female data port of this product does not support charging.
8. A 4K capable display and a 4K capable HDMI cable are required to achieve 3840 x 2160 resolution.
9. Make sure to connect your primary display in HDMI 1.
10. HDMI 1.4 cables only support 30Hz, HDMI 2.0 cables support 4K up to 60Hz.

11. 4K 60Hz Compatibility requires a DP 1.4 compatible type-C port on your device.

How to Use

Plug the the Dual USB-C male connector of the Hub into the USB-C port on your Macbook and run the Installer that can be downloaded by scanning the QR code or by visiting our website.

<https://linqbyelements.dk/d2instantview-download.html>



1. USB-C Power Delivery: Charge your laptop by plugging the USB-C Charger to the Multiport Hub USB-C Female Power Delivery (PD) port.
2. HDMI Output: Connect to your UHDTV or projector with an HDMI 2.0 cable via the HDMI output port and watch videos from your USB-C laptop on your TV or other HDMI-enabled devices.
3. HDMI 1 Output: Capable of 4K Display @ 60Hz HDMI 2 Output: Capable of 4K Display @ 30Hz
4. USB-C Super Speed+: Connect your smart phone, tablet, hard drive or other USB-C peripherals via the USB-C Port and transfer data between your computer and connected device.
5. USB-A Super Speed+: Connect your smart phone, tablet, mouse, keyboard, hard drive or other USB peripherals via the USB-A ports and transfer data between your computer and connected device.

Troubleshooting

if you experience any issues or have any question regarding the hub, please visit the support and FAQ page on our website for most up to date information. LINQ | Support <https://linqbyelements.dk/support.html>


Compatibilities

Details regarding compatibility of devices can be found on our website or consult your devices manual.





visit: www.LINQbyELEMENTS.dk

Read More About This Manual & Download PDF:

Documents / Resources

 <p>LINQ</p> <p>LQ48011 7-in-2 D2 Pro MST USB-C Multiport Hub</p> <p>Product Manual</p>	<p>LINQ LQ48011 7-in-2 D2 Pro MST USB-C Multiport Hub [pdf] Owner's Manual</p> <p>LQ48011 7-in-2 D2 Pro MST USB-C Multiport Hub, LQ48011, 7-in-2 D2 Pro MST USB-C Multiport Hub, D2 Pro MST USB-C Multiport Hub, MST USB-C Multiport Hub, USB-C Multiport Hub, Multiport Hub, Hub</p>
---	--

References

-  [LINQ byELEMENTS | Extend connectivity without compromises! – LINQbyELEMENTS](#)
-  [LINQ byELEMENTS | Extend connectivity without compromises! – LINQbyELEMENTS](#)
-  [LINQ byELEMENTS | Extend connectivity without compromises! – LINQbyELEMENTS](#)
-  [Downloads – LINQbyELEMENTS](#)