



LINQ LQ48000 3 in 1 USB-C HDMI Adapter User Manual

[Home](#) » [LINQ](#) » LINQ LQ48000 3 in 1 USB-C HDMI Adapter User Manual 

LINQ
by
ELEMENTS



3 in 1 USB-C HDMI Adapter Model #: LQ48000

Product Manual

Package Contents USB-C HDMI Adapter x1, User Manual x1

www.LINQbyELEMENTS.dk

Thank you for purchasing our 3-in-1 USB-C **HDMI Adapter**.

Please read this user manual carefully and keep it in a safe place for future reference. If you need any assistance, please contact our support team with your product model number and order number of the relevant sales channel.

Contents

1 Product Specifications

2 Overview

3 How to Use

4 Troubleshooting





5 Compatibilities

6 Documents / Resources

6.1 References

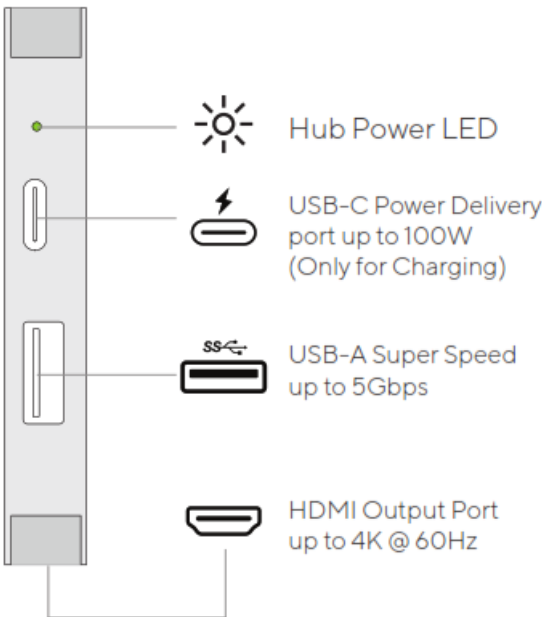
7 Related Posts

Product Specifications

	HDMI Output Port Up to 4k UHD (3840 x 2160@ 60Hz), supports 1440p / 1080p / 720p / 480p / 360p
	USB-A Port Super Speed USB-A 3.2 Gen 1, Max data transfer speed 5Gbps Power Supply up to 4.5W Max.
	USB-C Female Port Charging up to 100W of Power Delivery 3.0 (Only for laptop charging)
	USB-C Male Compatible with Thunderbolt 3, Make sure that the host USB-C port on your device complies with the USB3.0/3.1/3.2 Specification

System Requirements:
Laptop with an available USB-C Port Windows 7/8/10, MacOSX v10.0 or above operating systems, USB 3.0/3.1/3.2
Plug and play: Yes

Overview



Notes

1. Only one hub is included, power adapters, SD/TF memory cards, cables or other accessories are not included.
2. The up to 100W charging speed can only be achieved when used with a 100W rated USB-C PD cable in a combination of a 100W Type-C PD Power Adapter
3. The USB Data Ports of this product support Max. 5V 900mAh total charging output.
4. For more stable connection when using high-power devices, connect a PD Power Adaptor to the USB-C PD port.
5. The USB-C PD port of this product is only for charging USB-C laptops whose USB-C Port supports USB Power Delivery (PD). The USB-C PD port of this product does not support data transfer
6. A 4K capable display and a 4K capable HDMI cable are required to achieve 3840 x 2160 resolution.
7. HDM11.4 cables only support 30Hz, and HDMI 2.0 cables support 4K up to 60Hz.
8. 4K 60Hz Compatibility requires a DP 1.4 compatible Type-C port on your device.

How to Use

Plug the USB-C connector of the Hub into the USB-C port on your USB-C laptop.

1. USB-C Power Delivery: Charge your laptop by plugging the USB-C Charger to the Multiport Hub USB-C Female Power Delivery (PD) port.
2. HDMI Output: Connect to your U HDTV or projector with an HDMI 2.0 cable via the HDMI output port and watch videos from your USB-C laptop on your TV or other HDMI-enabled devices.
3. USB-A Super Speed: Connect your smartphone, tablet, mouse, keyboard, hard drive or other USB peripherals via the USB-A 3.2 ports and transfer data between your computer and connected device.

Troubleshooting



if you experience any issues or have any questions regarding the hub, please visit the support and FAQ page on our website for the most up-to-date information.

LINQ I Support <https://linqbyelements.dk/support.html>

Compatibilities

Details regarding the compatibility of devices can be found on our website or consult your device's manual. visit: www.LINQbyELEMENTS.dk

Documents / Resources

	<p>LINQ LQ48000 3 in 1 USB-C HDMI Adapter [pdf] User Manual LQ48000, 3 in 1 USB-C HDMI Adapter, USB-C HDMI Adapter, HDMI Adapter, LQ48000, Adapter</p>
	<p>LINQ LQ48000 3 In 1 USB-C HDMI Adapter [pdf] User Manual LQ48000 3 In 1 USB-C HDMI Adapter, LQ48000, 3 In 1 USB-C HDMI Adapter, USB-C HDMI A dapter, HDMI Adapter, Adapter</p>

References

-  [LINQ byELEMENTS | Extend connectivity without compromises! – LINQbyELEMENTS](#)
-  [Downloads – LINQbyELEMENTS](#)

Manuals+.