

**Linocell®  
20572  
iPad Case  
with  
Keyboard**



## Linocell 20572 iPad Case with Keyboard Instruction Manual

[Home](#) » [Linocell](#) » Linocell 20572 iPad Case with Keyboard Instruction Manual 

### Contents

- [1 Linocell 20572 iPad Case with Keyboard](#)
- [2 Product Usage Instructions](#)
- [3 FAQ](#)
- [4 Specifications](#)
- [5 Charging](#)
- [6 Pairing](#)
- [7 HOW TO USE](#)
- [8 Safety information](#)
- [9 Documents / Resources](#)
  - [9.1 References](#)

# Linocell®

**Linocell 20572 iPad Case with Keyboard**



### Specifications:

- **Compatibility:** iPad 10.2 2019/2020/2021, iPad Pro 10.5 2017, iPad Air 2019
- **Bluetooth version:** 5.0
- **Charging time:** 2-3 hrs
- **Standby time:** 100 days
- **Runtime with touchpad:** 30 hrs, without touchpad: 100 hrs
- **Size:** 260x195x20 mm
- **Weight:** 530 g
- **Wireless frequency:** 2402-2480 MHz
- **Transmission power:** 20 mW (max)

### Product Usage Instructions

#### Charging:

Connect the USB-C charging cable to the keyboard and a computer or USB power adapter. The charging indicator turns on while charging and turns green when fully charged. Recharge the battery when the indicator starts to flash.

#### Turn On/Off:

Press and hold the Power button for 3 seconds to turn the keyboard on or off. It enters standby mode after 15 minutes of inactivity. Press any key to wake it up.

#### Pairing:

Turn on the keyboard and press FN+C to enter pairing mode. The indicator will start flashing. Open Bluetooth settings on your device, look for "Linocell Keyboard," and connect.

#### Fn Keys:

Special functions in blue are available through the Fn key (lower left). Press and hold it to activate secondary keys

and press your desired key.

### **Touchpad:**

Press the button to turn the touchpad on and off. Use various touchpad gestures like tapping with one, two, three, or four fingers for different actions.

### **Safety Information:**

This product contains a rechargeable Li-ion battery that should not be disassembled. Refer to the manual for safety precautions.

## **FAQ**

### **Q: How do I know when the keyboard is fully charged?**

**A:** The charging indicator turns green when the keyboard is fully charged.

### **Q: Can I replace the rechargeable Li-ion battery in the product?**

**A:** No, the Li-ion battery in this product is not user-replaceable.

## **Specifications**

- Compatibility: iPad 10.2" 2019/2020/2021, iPad Pro 10.5" 2017, iPad Air 2019
- Bluetooth version: 5.0
- Charging time: 2-3 hrs
- Standby time: 100 days
- Runtime with/without touchpad: 30 hrs/100 hrs
- Size: 260x195x20 mm
- Weight: 530 g
- Wireless frequency: 2402-2480 MHz
- Transmission power: 20 mW (max)

## **Charging**

Connect the USB-C charging cable to the keyboard and a computer or USB power adapter. The charging indicator turns on while charging and turns green when fully charged. Charge the battery again when the indicator starts to flash.

### **Turn on/off**

Press and hold the Power button for 3 seconds to turn the keyboard on or off.

The keyboard enters standby mode after 15 minutes of inactivity.

Press any key to turn it on again.

## **Pairing**

Turn the keyboard on. Press FN+C to enter pairing mode, the indicator starts flashing. Open the Bluetooth settings on your device. Look for "Linocell Keyboard" and connect.

### **Fn keys**

The special functions outlined in blue are available through the Fn key (lower left). Press and hold it down to activate the secondary keys and press the key of your choice.

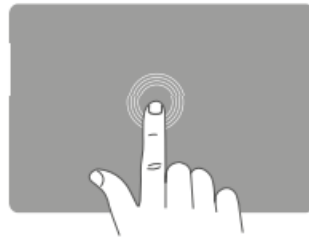
## HOW TO USE

### Touchpad

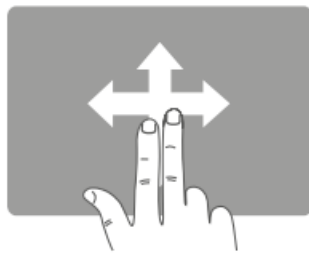
Press the button  to turn the touchpad on and off.

#### **Tap with one finger:**

left mouse button



#### **Two fingers:** Up/ down/slide

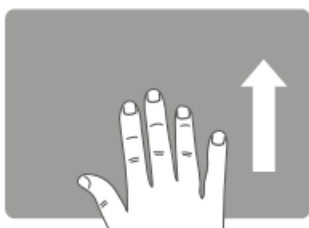


#### **Tap with three fingers:**

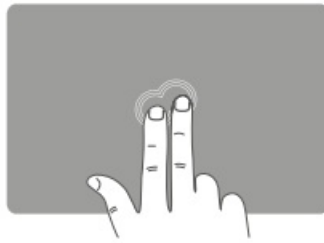
middle mouse button



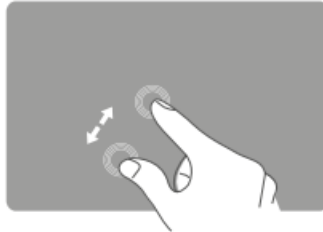
#### **Three fingers:** back to home screen



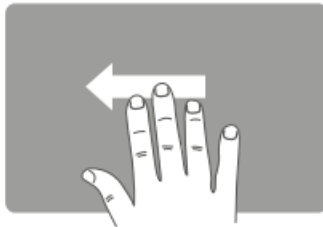
#### **Tap with two fingers:** right mouse



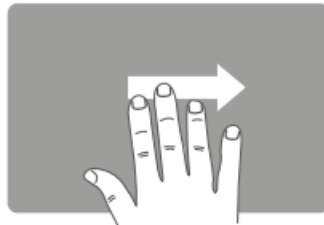
**Two fingers:**  
zoom in and out



**Three fingers:** switch app to the left



**Three fingers:** switch app to the right



**Tap with four fingers:** screenshot



## Safety information

This product contains a rechargeable Li-ion battery that cannot be replaced. Do not disassemble the product.

## Simplified EU Declaration of Conformity

Kjell & Company hereby declares that this device is in compliance with the essential requirements and other

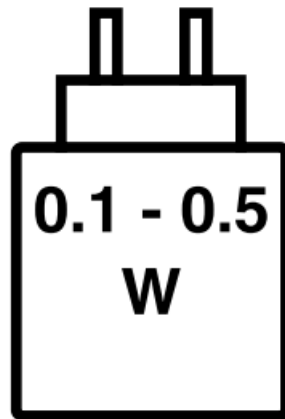
relevant provisions of Directive 2014/53/EU. Full text of the EU declaration of conformity is available at [www.kjell.com/20572](http://www.kjell.com/20572)

### Recommended power adapter

To ensure optimal and safe performance, use a CE-certified adapter with these specifications:

- Minimum charging power: 0.1 Watts
- Maximum charging power: 0.5 Watts (for full speed)

Only use adapters meeting these specifications to avoid performance issues or safety risks



### Symbol Description

WEEE – Waste Electrical and Electronic Equipment.



■ This symbol indicates that the product should not be disposed of with household waste within the EU. To protect the environment and human health from potential risks associated with improper disposal, the product should be recycled. Please take the product to an approved e-waste collection point or contact the retailer to ensure responsible handling and recycling.



This product carries the CE mark in compliance with the requirements the Radio Equipment Directive 2014/53/EU and ROHS (2015/863/EU that updated 2011/65/EU).

[www.linocell.com](http://www.linocell.com)

Box 50435 Malmö

Sweden

2024-11-12



### Documents / Resources

<div><div><div>manual</div><div>iPad case with keyboard</div><div>Item: 20572</div><div><div><div></div><div></div><div></div></div></div><div><div>www.linocell.com</div><div>For 20572 iPad</div><div>Copyright</div><div>2020-11-12</div></div><div><div><div></div><div></div><div></div><div></div></div></div><div>Linocell®</div></div></div> <td><div><div><a href="#">Linocell 20572 iPad Case with Keyboard</a> [pdf] Instruction Manual</div><div>20572, 20572 iPad Case with Keyboard, iPad Case with Keyboard, Case with Keyboard, Keyboard</div></div></td>	<div><div><a href="#">Linocell 20572 iPad Case with Keyboard</a> [pdf] Instruction Manual</div><div>20572, 20572 iPad Case with Keyboard, iPad Case with Keyboard, Case with Keyboard, Keyboard</div></div>
---------------------------------------------------------------------------------------------------------------------------------------------------------------------------------------------------------------------------------------------------------------------------------------------------------------------------------------------------------------------------------------------------------------------------------------------------------------------------------------------------------------------------------------------------------------------------	-------------------------------------------------------------------------------------------------------------------------------------------------------------------------------------------------------------

## References

- [Linocell Tangentbordsfodral för iPad 10.2 och 10.5 - Tangentbord för iPad | Kjell.com](#)
- [Linocell | Kjell.com](#)
- [User Manual](#)

[Manuals+](#), [Privacy Policy](#)

This website is an independent publication and is neither affiliated with nor endorsed by any of the trademark owners. The "Bluetooth®" word mark and logos are registered trademarks owned by Bluetooth SIG, Inc. The "Wi-Fi®" word mark and logos are registered trademarks owned by the Wi-Fi Alliance. Any use of these marks on this website does not imply any affiliation with or endorsement.