

Contents [[hide](#)]

- [1 Linkwld P-PLA-115-SBT-01 Android Media Player](#)
- [2 Specifications](#)
- [3 Product Usage Instructions](#)
- [4 Usage](#)
- [5 Installation INSTRUCTION](#)
- [6 FAQs](#)
- [7 Documents / Resources](#)
 - [7.1 References](#)

Linkwld

Linkwld P-PLA-115-SBT-01 Android Media Player



Specifications

- **Product Name:** Android Media Player
- **Model No:** P-PLA-115-SBT-01
- **Courant nominal:** 5V 4000mA
- **Dimensions:** 210 x 289mm

Product Usage Instructions

DC Input:

Use a 5V 4A adapter to power the device.

Type-C Connection:

The Type-C port can be used to connect to Type-C devices for data transfer or charging.

HDMI Output:

The HDMI output supports resolutions up to 4K at 60fps. Connect to a compatible display for high-quality video output.

LAN Interface:

The LAN interface supports a 1000M wired network connection. Use an Ethernet cable to connect to your network for faster data transfer.

Switch Functionality:

- Press the switch once to restart the device if needed.

TF Card Slot:

The device supports MicroSD cards for additional storage capacity. Insert a MicroSD card into the TF card slot as needed.

USB Ports:

The USB 2.0 and USB 3.0 ports support devices that comply with the respective USB protocols. Connect compatible devices to these ports for data transfer or charging.

User Manual



1. DC input: Please use a 5V 4A adapter
2. Type-C: Can connect to type-C devices
3. HDMI OUT: HDMI output supports up to 4K 60fps
4. LAN interface: Supports 1000M wired network
5. Switch: Press once to restart the machine
6. TF card: Supports MicroSD card
7. USB2.0: Devices that support USB2.0 protocol
8. USB3.0: Devices that support USB3.0 protocol

Usage

1. First fix the device in the designated place (please refer to the installation manual for fixing the device)
2. Plug the HDMI cable into the display device
3. Plug the type-c cable into the control device
4. Plug the network cable into the router or switch (if you don't plug the network cable, you need to enter the system to connect to WIFI)
5. Plug the adapter into the socket

6. At this time, there should be an image on the display device, and you can operate the machine after the digital tube has time display.
7. You can connect the Bluetooth device and the router's WiFi in the settings interface, and then you can go online.

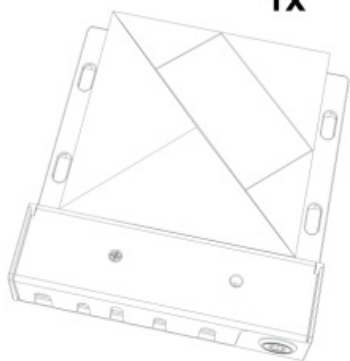
Product Name: Android Media Player

- **Model No:** P-PLA-115-SBT-01
- **Courant nominal:** 5V \equiv 4000mA

Android Media Player

Android media player

1x



Wall mount screws (M5 x 30mm)

4x



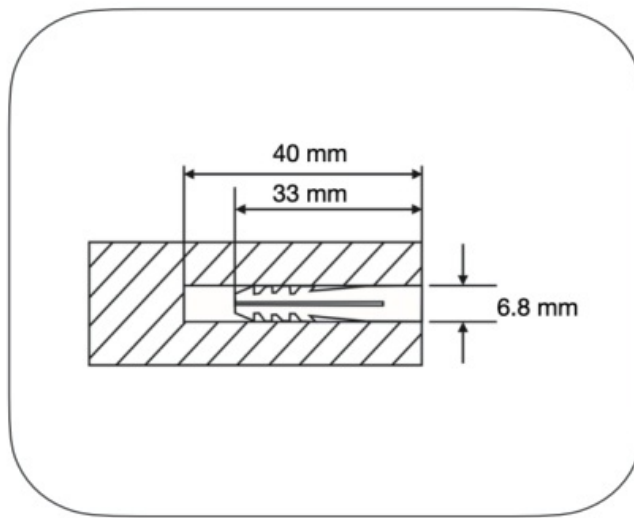
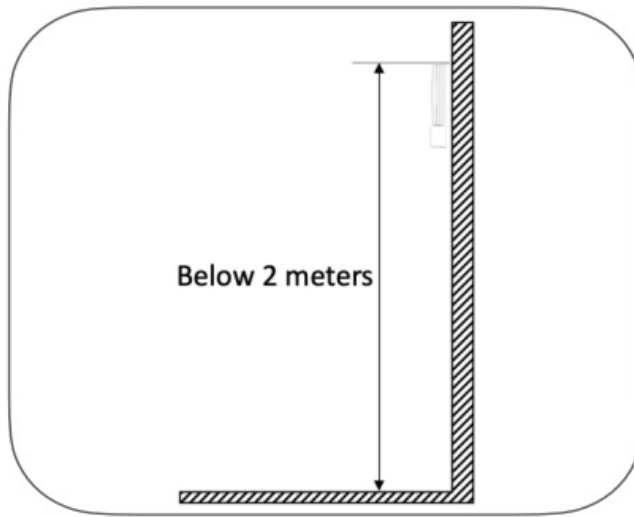
Anchors (M8 x 35mm)

4x

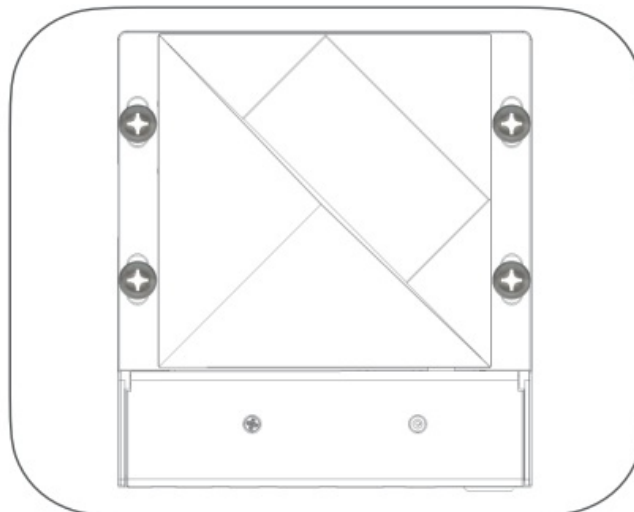


Installation INSTRUCTION

1. Install the media player within 2 meters from the ground.



2. Drill 4 holes for the media player on the wall.



3. Screw tight the player on the wall with 4 screws provided.

FCC statement:

FCC ID: 2BHM3-HM001

- Any changes or modifications not expressly approved by the party responsible for compliance could void the user's authority to operate the equipment. This device

complies with Part 15 of the FCC

Rules. Operation is subject to the following two conditions:

1. This device may not cause harmful interference, and
2. This device must accept any interference received, including interference that may cause undesired operation.

This equipment has been tested and found to comply with the limits for a Class B digital device, pursuant to part 15 of the FCC Rules. These limits are designed to provide reasonable protection against harmful interference in a residential installation. This equipment generates, uses and can radiate radio frequency energy and, if not installed and used in accordance with the instructions, may cause harmful interference to radio communications. However, there is no guarantee that interference will not occur in a particular installation. If this equipment does cause harmful interference to radio or television reception, which can be determined by turning the equipment off and on, the user is encouraged to try to correct the interference by one or more of the following measures:

- Reorient or relocate the receiving antenna.
- Increase the separation between the equipment and receiver.
- Connect the equipment into an outlet on a circuit different from that to which the receiver is connected.
- Consult the dealer or an experienced radio/TV technician for help.

Responsible party (contact for FCC matters only):

- Linkwld LLC
- 7595 Technology way, Ste 100, Denver, CO 80237, US

FCC Radiation Exposure Statement:

This equipment complies with FCC radiation exposure limits set forth for an uncontrolled environment. This equipment should be installed and operated with minimum distance 20cm between the radiator & your body.

FAQs


Q: What is the maximum resolution supported by the HDMI output?

A: The HDMI output supports resolutions up to 4K at 60fps for high-quality video output.

Q: How do I restart the device?

A: Simply press the switch once to restart the machine.

Documents / Resources

| | |
|---|---|
|  | Linkwld P-PLA-115-SBT-01 Android Media Player [pdf] User Manual 2BHM3-HM001, P-PLA-115-SBT-01 Android Media Player, P-PLA-115-SBT-01, Android Media Player, Media Player, Player |
|---|---|

References

- [User Manual](#)

Linkwld
2BHM3-HM001, Android Media Player, Linkwld, media player, P-PLA-115-SBT-01, P-PLA-115-SBT-01 Android Media Player, player

Leave a comment

Your email address will not be published. Required fields are marked *

Comment *

Name

Email

Website

☐ Save my name, email, and website in this browser for the next time I comment.

Post Comment

Search:

e.g. whirlpool wrf535swhz

Search

[Manuals+](#) | [Upload](#) | [Deep Search](#) | [Privacy Policy](#) | [@manuals.plus](#) | [YouTube](#)

This website is an independent publication and is neither affiliated with nor endorsed by any of the trademark owners. The "Bluetooth®" word mark and logos are registered trademarks owned by Bluetooth SIG, Inc. The "Wi-Fi®" word mark and logos are registered trademarks owned by the Wi-Fi Alliance. Any use of these marks on this website does not imply any affiliation with or endorsement.