



LINKSTYLE H2A2370 Matrix Smart Lock Key Box User Guide

[Home](#) » [LINKSTYLE](#) » LINKSTYLE H2A2370 Matrix Smart Lock Key Box User Guide 



Matrix Smart Lock Key Box User Guide

Contents

- [1 What's in the box](#)
- [2 Overview](#)
- [3 Installation](#)
- [4 Product Specifications](#)
- [5 Documents / Resources](#)
 - [5.1 References](#)

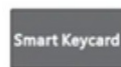
What's in the box



3 Pcs
ST4x20



3 Pcs
Expansion Plug

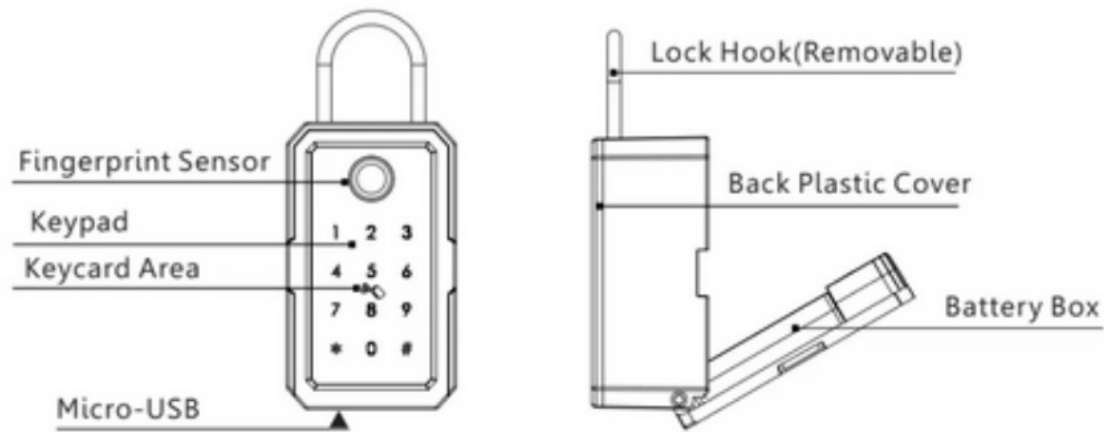


2Pcs
Epoxy Card



1Pcs
USB Cable

Product Anatomy



Overview

This device can connect with your smartphone using the Link style app via Bluetooth directly or through a Bluetooth gateway. It has 4 different unlock methods and 2 different installation options depending on your use case.

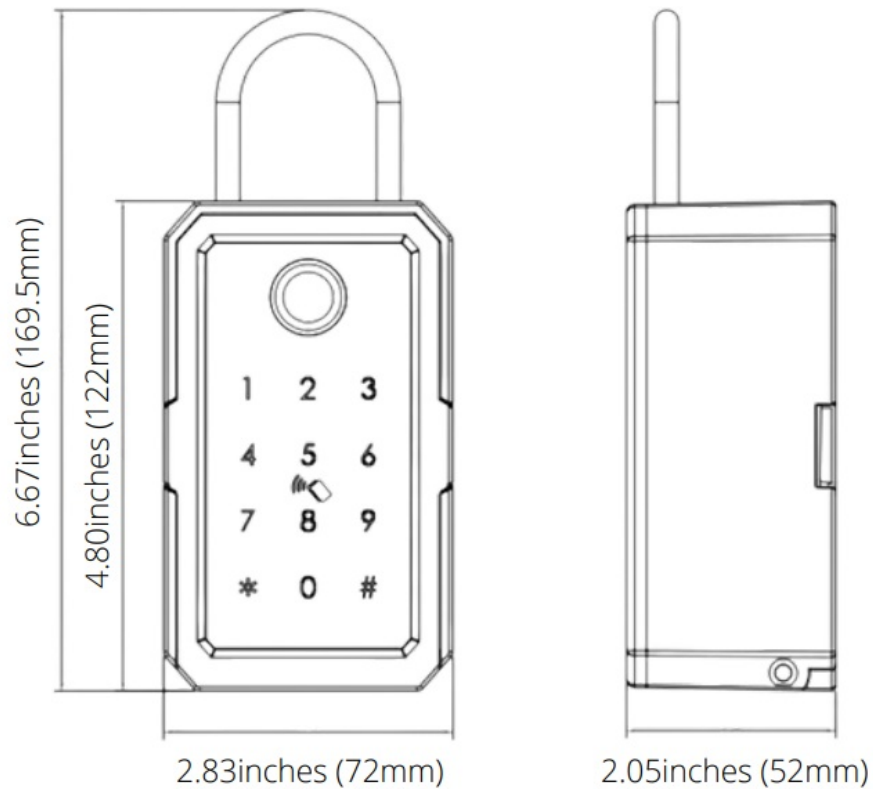
Unlock Methods:

- Fingerprint unlock
- Passcode keypad unlock
- Smart App unlock
- Keycard unlock

Installation Options:

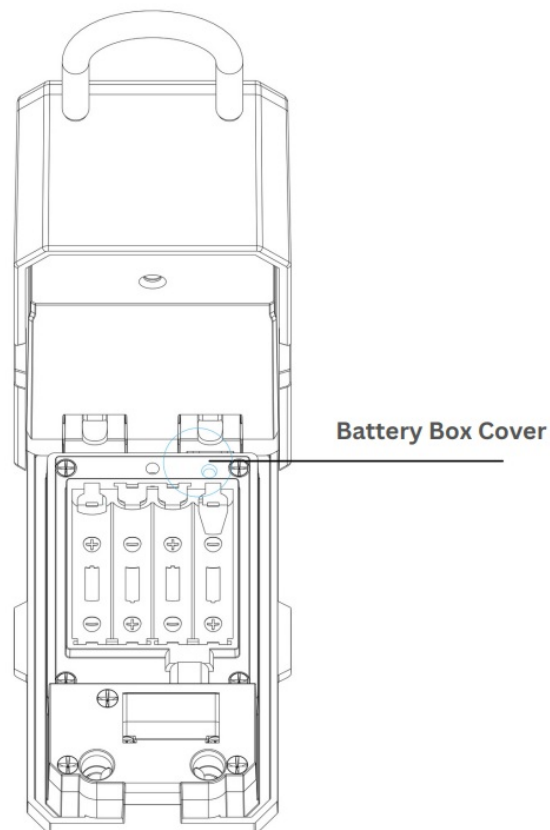
- Mount to wall with screws
- Lock in place with lock shackle

This device takes 4 AAA batteries for power. If the batteries run out, you can use a power bank with a micro-USB cable for emergency backup power while you unlock it and change the batteries.



Battery Access

Unlock and open the key box Remove this screw to open and access the battery box

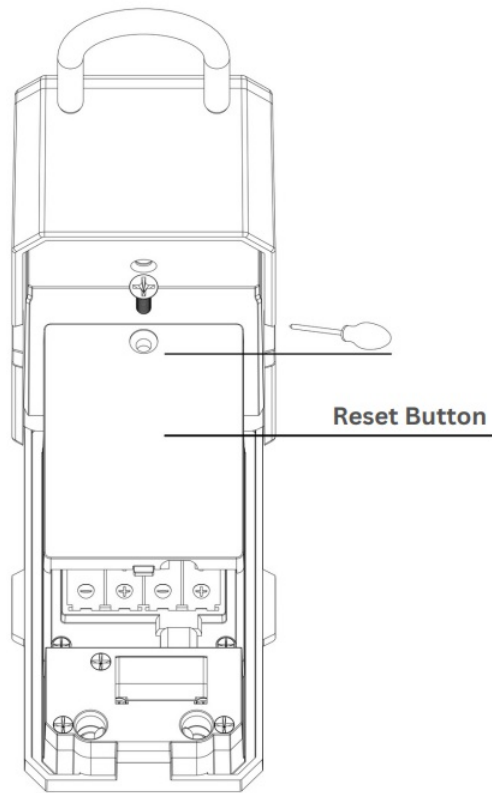


Factory Reset

Press and hold the reset button for 2 seconds until you hear "Please enter the initialization password."

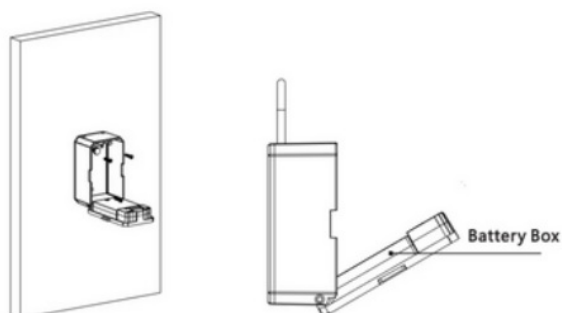
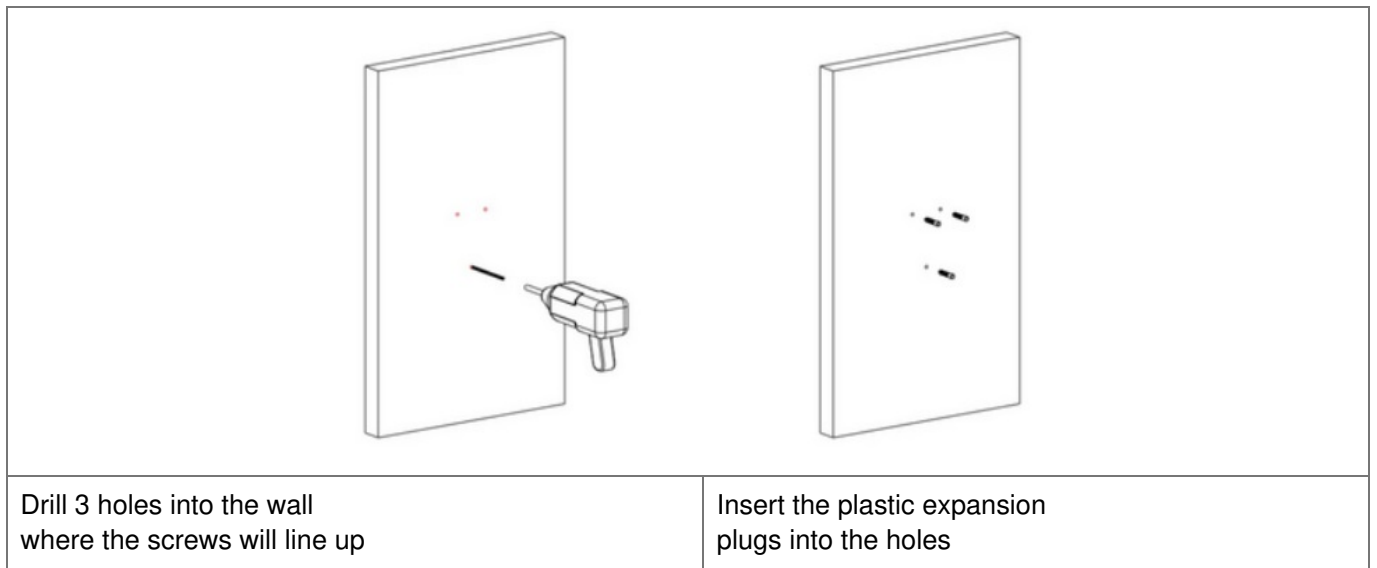
Enter 000# on the keypad to complete the reset.

The unlock passcode will be reset to 123456#



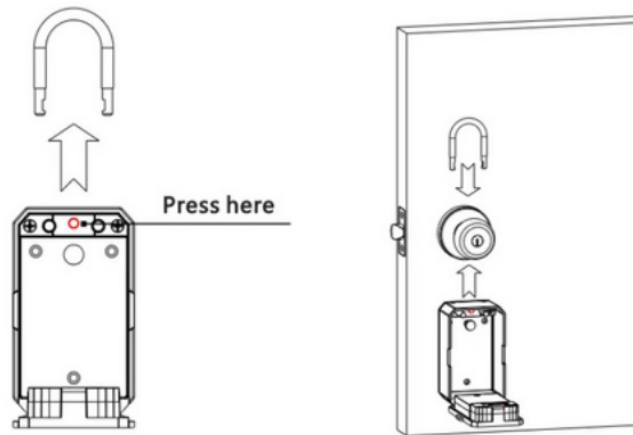
Installation

Mount to Wall



Attach the device to the wall with the provided screws. Test with 4 AAA batteries.

Attach to Door Lock



Press the shackle release button inside the device and take off the shackle. Then hang the shackle around the cylindrical lock and clip in the device.

Smart Functions

Install the Link style app Scan the QR code below to download and install the Link style app. Register a new account on the app if you do not have one.



<https://linkstyle.life/appDL>

*Alternatively, you can also search for “Link style” on the Apple App Store or Google Play Store to find the app.

***Important Note:

When registering an account in the Link style app, be sure to set the region to United States of America.



Register

United States of America ▼

Email Address

☐ I Agree [Privacy Policy](#) and [User Agreement](#)

Get Verification Code

Add the device to app

1. Make sure that your phone's Bluetooth function is turned on.
2. Open the Linkstyle app, and tap the "Add
3. Device" button, and the app will automatically start scanning for devices to add.
4. Remove the screw of the battery compartment and install batteries.
5. Press and hold the reset button for 2 seconds, then press any button on the keypad to put the device in setup mode.
6. The app will automatically detect the device within range, tap on the device icon in the app and follow the on screen instructions to finish adding the device.

Set up unlock methods

In devices page of the Link style app, tap the device to select it. In this interface, tap and hold the big unlock button to unlock the key .

To set up other unlock methods, tap the settings icon. In the settings menu, use menu items on top of the page and follow the on-screen instructions to manage unlock methods:

- Fingerprint Unlock
- Passcode Unlock
- Key Card Unlock
- Temporary Passcodes

Product Specifications

Material: Zinc alloy, ABS, Acrylic

Wireless Protocol: Bluetooth

Supported OS: Android 4.4 + and iOS 7.0+

Power Supply: DC 6V: 4pcs AAA alkaline batteries

Battery Life: 7000 times normal unlock (10 – 12 months)

Static Current: < 50μA

Dynamic Current: <200mA

Unlock Methods: Fingerprint, IC Card, Passcode, App

Unlock Time: 1 to 1.5 seconds

Working Temperature: -4 °F to 122°F (-20 °C to 50 °C)

Working Humidity: 10% ~ 95%

Factory Passcode: 123456 Virtual Password Available

Apple and Apple logos are trademarks of Apple, Inc., registered in the U.S. and other countries. App Store is a service mark of Apple, Inc.

Amazon, Alexa, and all related logos are trademarks of Amazon.com Inc. or its affiliates.

Google and Google Play are trademarks of Google LLC. Other third-party brands and names are the property of their respective owners.

Link style. life


Unlocking the enchanted life!

If you need any support, don't hesitate to reach out to us at:

contact@linkstyle.life

1-888-419-4888

Documents / Resources

	<p>LINKSTYLE H2A2370 Matrix Smart Lock Key Box [pdf] User Guide</p> <p>H2A2370 Matrix Smart Lock Key Box, H2A2370, Matrix Smart Lock Key Box, Smart Lock Key Box, Lock Key Box, Key Box, Box</p>
---	--

References

- [User Manual](#)