



# LinkSmart Y5 Projector Remote Control Instructions

[Home](#) » [LinkSmart](#) » LinkSmart Y5 Projector Remote Control Instructions 

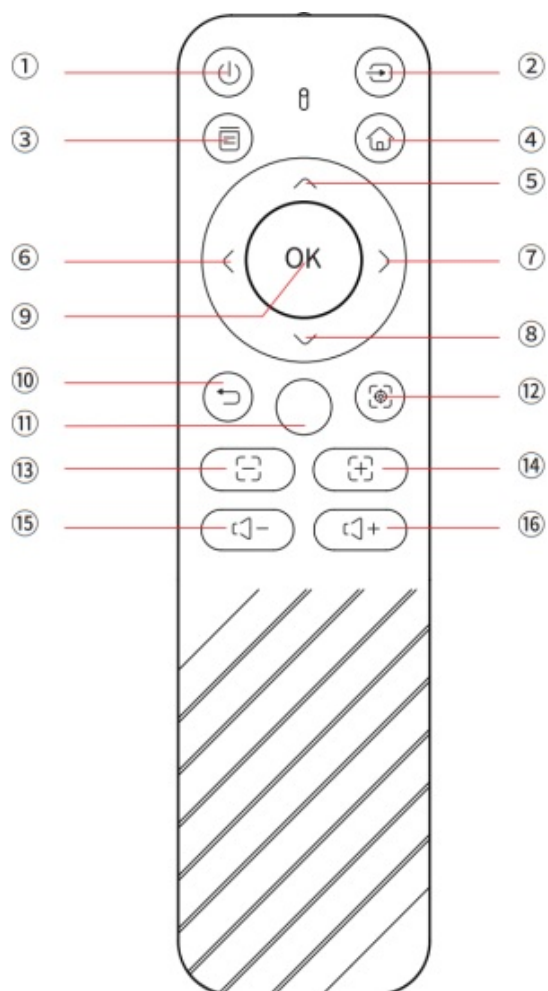
## LinkSmart Y5 Projector Remote Control Instructions

















### Contents

- [1 Remote Control](#)
- [2 FCC Warning](#)
- [3 Documents / Resources](#)
  - [3.1 References](#)
- [4 Related Posts](#)

### Remote Control



1		Power
2		Signal
3		Mouse
4		Home
5		Up
6		Left
7		Right
8		Down
9		OK
10		Back
11		Bluetooth
12		Auto Focus
13		Focus
14		Focus+
15		Vol-
16		Vol+

#### NOTE:

Install batteries correctly according to the +/- polarity before use. Optimal range for the remote control is within 5 meters; Batteries should be stored in a cool place when not in use. Ensure proper installation of batteries according to the device's positive (+) and negative (-) polarity indicators. Do not charge, disassemble, damage, or expose batteries to fire. Do not connect the positive (+) and negative (-) terminals of the same battery. Do not place unwrapped batteries in pockets. Do not mix batteries of different brands, types, or usage conditions (new and old batteries). Remove batteries from electronic devices if they will not be used for an extended period. Do not swallow batteries. Batteries are not toys. Keep them away from children and do not allow them to handle or use them.

#### FCC Warning

**This device complies with part 15 of the FCC Rules. Operation is subject to the following two conditions:**

**(1)** This device may not cause harmful interference, and **(2)** this device must accept any interference received, including interference that may cause undesired operation.

Any Changes or modifications not expressly approved by the party responsible for compliance could void the user's authority to operate the equipment.


**Note:** This equipment has been tested and found to comply with the limits for a Class B digital device, pursuant to part 15 of the FCC Rules. These limits are designed to provide reasonable protection against harmful interference in a residential installation. This equipment generates uses and can radiate radio frequency energy and, if not installed and used in accordance with the instructions, may cause harmful interference to radio communications. However, there is no guarantee that interference will not occur in a particular installation. If this equipment does cause harmful interference to radio or television reception, which can be determined by turning the equipment off and on, the user is encouraged to try to correct the interference by one or more of the following measures:

- Reorient or relocate the receiving antenna.
- Increase the separation between the equipment and receiver.
- Connect the equipment into an outlet on a circuit different from that to which the receiver is connected.
- Consult the dealer or an experienced radio/TV technician for help.

The device has been evaluated to meet general RF exposure requirement. The device can be used in portable exposure condition without restriction.



## Documents / Resources

	<p><a href="#">LinkSmart Y5 Projector Remote Control</a> [pdf] Instructions Y5, Y5 Projector Remote Control, Projector Remote Control, Remote Control</p>
--	---

## References

- [User Manual](#)

[Manuals+](#), [Privacy Policy](#)

This website is an independent publication and is neither affiliated with nor endorsed by any of the trademark owners. The "Bluetooth®" word mark and logos are registered trademarks owned by Bluetooth SIG, Inc. The "Wi-Fi®" word mark and logos are registered trademarks owned by the Wi-Fi Alliance. Any use of these marks on this website does not imply any affiliation with or endorsement.