




Linkind Dimmable LED WiFi Smart Table Lamp User Manual

[Home](#) » [Linkind](#) » Linkind Dimmable LED WiFi Smart Table Lamp User Manual 

Linkind

**User Manual
Smart Table Lamp**



Contents

- [1 Dimmable LED WiFi Smart Table Lamp](#)
- [2 Specifications](#)
- [3 App Control](#)
- [4 Documents / Resources](#)
- [5 Related Posts](#)

Dimmable LED WiFi Smart Table Lamp

WARNING

This device complies with Part 15 of the FCC Rules. Operation is subject to the following two conditions:

1. This device may not cause harmful interference.
2. This device must accept any interference received, including interference that may cause undesired operation.

NOTE: The grantee is not responsible for any changes or modifications not expressly approved by the party responsible for compliance. Such modifications or changes could void the user's authority to operate the equipment.

NOTE: This equipment has been tested and found to comply with the limits for a Class B digital device, pursuant to part 15 of the FCC Rules. These limits are designed to provide reasonable protection against harmful interference in a residential installation.

This equipment generates uses and can radiate radiofrequency energy and, if not installed and used in accordance with the instructions, may cause harmful interference to radio communications. However, there is no guarantee that interference will not occur in a particular installation. If this equipment does cause harmful interference to radio or television reception, which can be determined by turning the equipment off and on, the user is encouraged to try to correct the interference by one or more of the following measures:

- Reorient or relocate the receiving antenna.
- Increase the separation between the equipment and receiver.
- Connect the equipment into an outlet on a circuit different from that to which the receiver is connected.
- Consult the dealer or an experienced radio/TV technician for help.

RF Exposure Statement

This equipment complies with FCC radiation exposure limits set forth for an uncontrolled environment. This equipment should be installed and operated with minimum distance of 20cm between the radiator and your body.

CAUTIONS

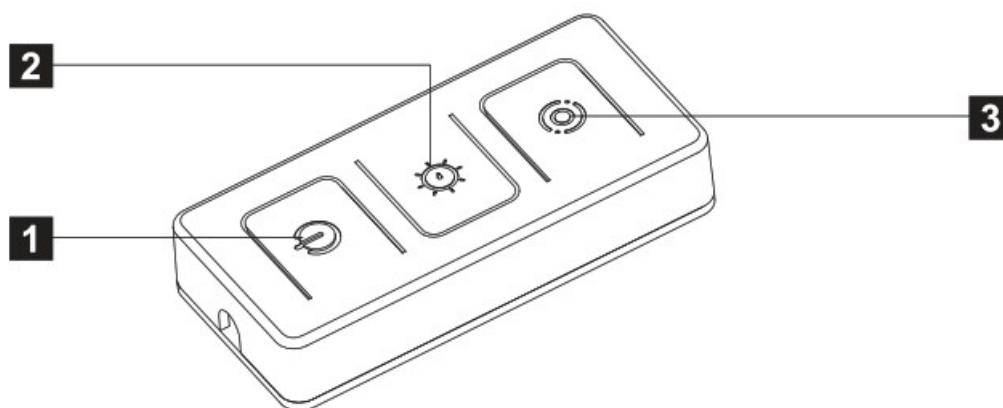
Please use the included power adapter, do not use other brand's adapter. Do not plug or unplug the power cord with wet hands. Cut off power when cleaning it or not using it. Suggest indoor use. It is non waterproof. Do not use this product in humid environment or at high temperatures. Please stop using it if there is any defect issues found in the product and contact us immediately.

Do not repair, disassemble or modify this lamp without the assistance of professionals at any situation.

Specifications

Power	7W
Input	5V/2A, USB Type C
Light Output	500 lm
Color	Multicolor
Color Temp	2200K – 6500K
CRI	>80
Rated Life/Lebensdauer	25000 hrs

1. On/Off button. Long press about 7s until lamp run through Red-Green-Blue and 2700K warm light flash 3 times. The lamp will reset successfully and enter factory state. .



2. Brightness button. Long press the button about 2s, the table lamp flashes once and then enters 1H countdown mode (factory default time). Please set other countdown options via APP. Short press the button to set different brightness levels:3%-20%-40%-60%-80%-100%.
3. Color temperature button. Short press the button and the colors run through 2200K-2700K-3000K-4000K-5000K-6500K-Red-Green-Blue.
Long press the button to achieve gradual color changing from Red-Yellow-Green-Cyan-Blue-Purple.

App Control

1. Scan the QR code below to download the AiDot APP



<http://apps.aidot.com>

Or search for "AiDot" in App Store or Google Play.



2. Create an account and sign in.
3. Press '+' – "devices", select Smart Table Lamp, and follow the instructions in the app.



For more information , please visit www.linkind.com or contact our support team.

Our goal is to bring you the best shopping experience on Amazon. If you have any questions about our product, please feel free to contact us. Our customer service is right here to resolve the case.

Linkind



1-855-999-6677(24x7)



service@linkind.com



<http://www.linkind.com>



@linkintec


UK
CA



RoHS

Why not share your stories to help other buyers?

Documents / Resources



[Linkind Dimmable LED WiFi Smart Table Lamp](#) [pdf] User Manual
LS3100111260, 2AW95-LS3100111260, 2AW95LS3100111260, Dimmable LED WiFi Smart Table Lamp, Dimmable LED, WiFi Smart Table Lamp, Smart Table Lamp, Table Lamp, Lamp