



Link LT3A GPS Dog Tracker Activity Monitor Device User Guide

[Home](#) » [Link](#) » Link LT3A GPS Dog Tracker Activity Monitor Device User Guide 


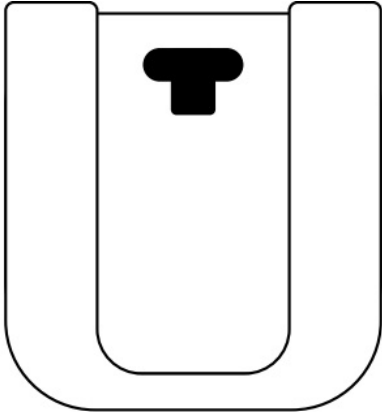


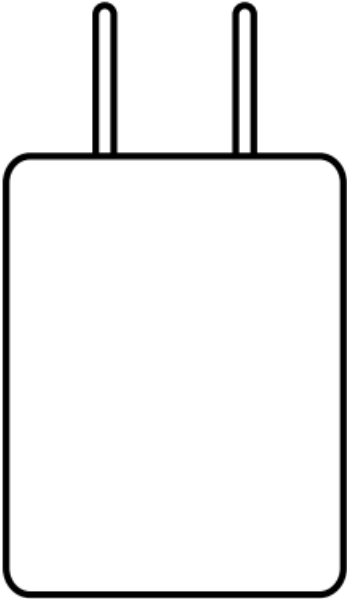

Hi, my name is Link!
Follow this guide to set me up.
You can also view this online at linkmypet.com/setup

Contents

- [1 Your box should include:](#)
- [2 Step 1: Charge me](#)
- [3 Documents / Resources](#)
- [4 Related Posts](#)

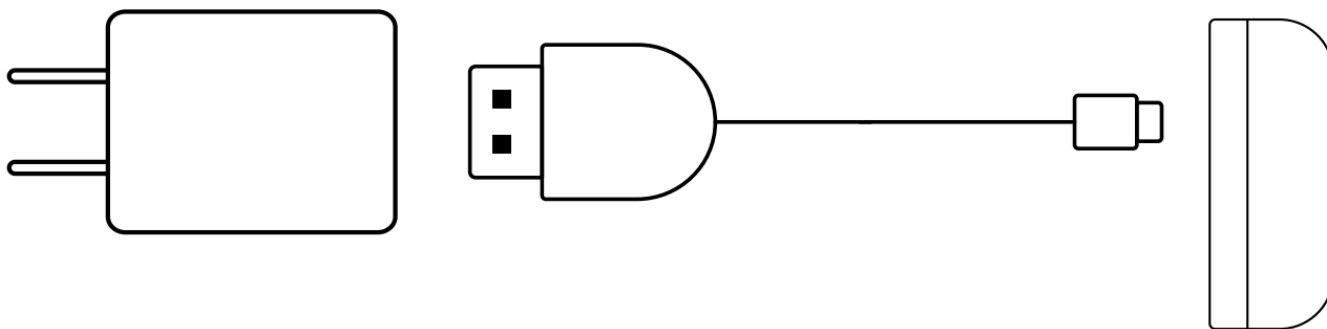
Your box should include:

 		
The Link	Link Clip	Link Elastic




		
Wall Charger	Micro USB Cable	

Step 1: Charge me

To charge me, insert the charging cable into the Micro USB port. Insert the other end into a USB power adapter then plug the USB power adapter into a power outlet. Charging can take up to 4 hours. When the power indicator light turns green, I'm ready for set up!



Light Guide:

-  Red = less than 50% charged
-  Yellow = at least 50% charged
-  Green = fully charged

Step 2 :

Download the Link My Pet app

Visit the Apple App Store or Google Play Store to download the Link My pet App or use the camera on your phone to scan the QR code below.



<https://www.linkmypet.com/download>

Open the Link My Pet app and follow the prompts to choose your subscription and set up your pet's Link profile.

Why does the Link require a subscription?

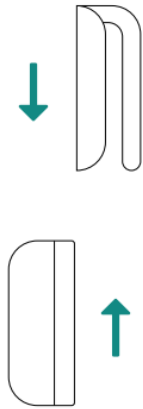
The subscription plan is necessary for the Link device to connect to the cellular network to link your pet and send notifications to your mobile device.

Step 3 : Attach me to your favorite collar

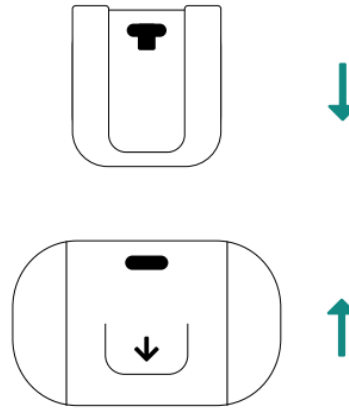
Select the attachment option, either the clip or elastic, that best fits your pet's collar.

Slide the front of the clip or elastic attachment into the back of the Link device.

Side View



Back View



Fasten the Link and attachment option of choice to your favorite collar. To remove the Link from the collar:

- If you're using the Link Clip, lift the tab on the bottom of the clip and push upward.
- If you're using the Link Elastic, slide the elastic off the length of the collar.

Learn about all the things we can do together!

Visit linkmypet.com/setup to learn more about my features and benefits:

- GPS Tracking
- Flashlight
- Activity Tracking
- Training Features
- Temperature Alerts
- The In-App Link Ecosystem

Stay in touch! We love hearing from you and want your experience to be paw-feet.
My support team is the best, get in touch with them anytime.

Help Center: linkmypet.com/help-center

Email: Support@linkmypet.com

Phone: 866-303-1876

Connect with us on social to get the latest on must-haves
for your pet and updates on features and benefits!
#linkadventures



Documents / Resources



[Link LT3A GPS Dog Tracker Activity Monitor Device](#) [pdf] User Guide
LT3A, 2AXHH-LT3A, 2AXHHLT3A, LT3A GPS Dog Tracker Activity Monitor Device, GPS Dog Tracker Activity Monitor Device, Activity Monitor Device, Monitor Device, Device