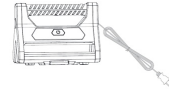



Link2Home

Link 2 Home EM-WL-
1030A Portable
Luminaire



Link 2 Home EM-WL-1030A Portable Luminaire Instruction Manual

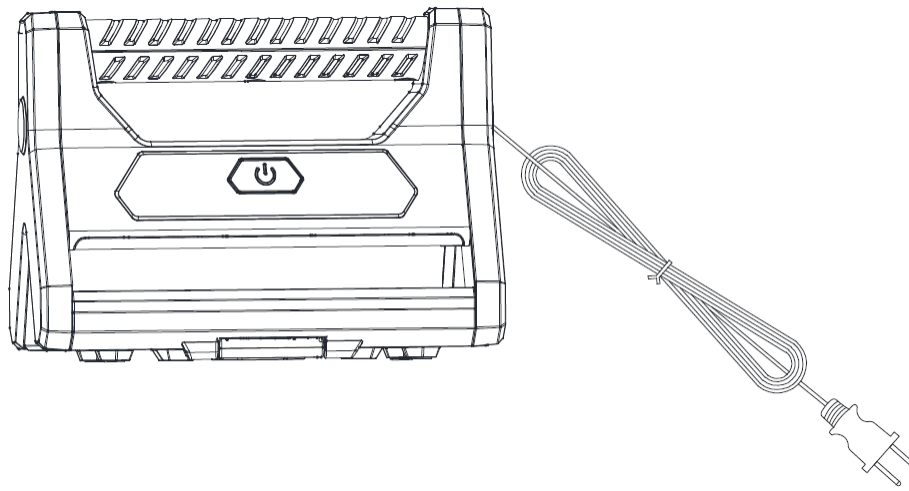
[Home](#) » [Link 2 Home](#) » Link 2 Home EM-WL-1030A Portable Luminaire Instruction Manual 

Contents

- [1 Link 2 Home EM-WL-1030A Portable Luminaire](#)
- [2 Product Usage Instructions](#)
- [3 SAFETY](#)
- [4 Technical data](#)
- [5 Installation](#)
- [6 Instructions for use](#)
- [7 1 YEAR LIMITED WARRANTY](#)
- [8 Documents / Resources](#)
 - [8.1 References](#)
- [9 Related Posts](#)

Link2Home

Link 2 Home EM-WL-1030A Portable Luminaire



Specifications:

- Item#: EM-WL-1030A
- Model NO.: EL1030A(30W)
- Voltage: 120V ACj50/60HZ
- Lumen: 2400lm
- Dimensions: 9.09×5.55×6.77in
- Weight: 1.6kgs
- Protection level: Weatherproof, suitable for wet location use
- Certifications: FCC certified, Conformity with all relevant ETL Directive requirements

Product Usage Instructions

Cleaning Instructions:

Disconnect the product and secure the circuit against being switched on again. Let the lamp cool down sufficiently before cleaning. Use a dry or slightly damp, lint-free cloth with a mild cleaning agent for cleaning. Avoid abrasive or solvent-based cleaning agents. Do not hose down or use a steam pressure cleaner as it may damage insulation and seals.

Installation:

1. Consult a qualified electrician to ensure correct branch circuit conductor.
2. Switch power off at the meter box and ensure there is no power to the light.
3. Plug the plug into the socket.
4. Switch power on at the meter box.

Normal Use Instructions:

1. **Use hook:** Utilize the hook for hanging purposes.
2. **Wall fixing holes:** Fix the product on the wall using M6 screws at appropriate locations.

FAQ:

1. **What should I do if my product is defective?**

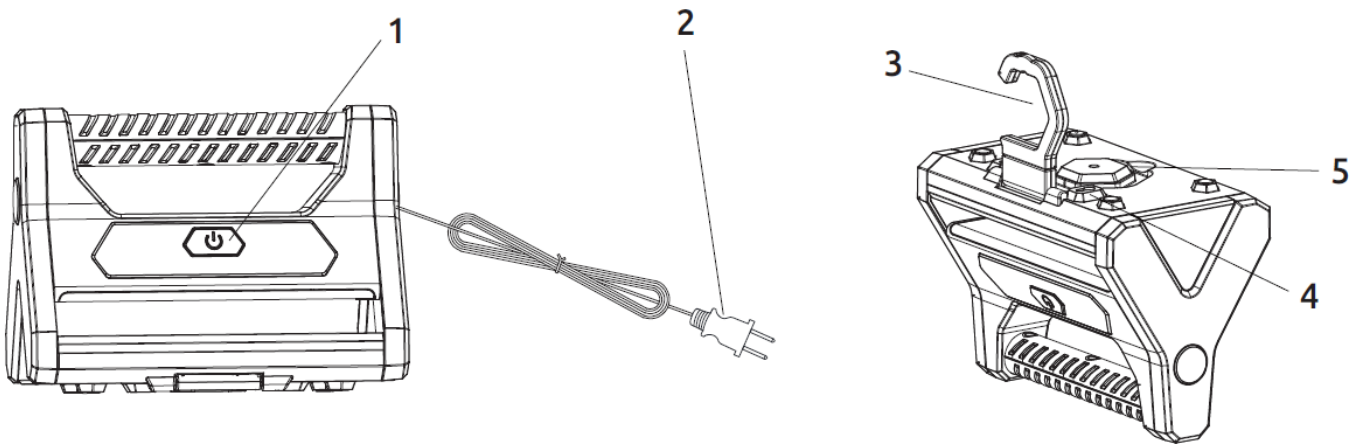
If your product proves to be defective within one year of purchase, contact Paragon Group USA Inc. for warranty service. Proof of Purchase is required for warranty claims.

2. Where can I get warranty service?

You can contact Paragon Group USA Inc. Customer Service by Phone at 1- [888-783-6082](tel:888-783-6082) or via email at info@paragongroupusa.com for warranty service.

3. What does the warranty cover?

The warranty covers defects in workmanship and materials for a period of one year from the date of purchase. Paragon Group USA Inc. will replace defective units during this period.



1. ON/OFF button
2. Plug
3. Hook
4. Wall fixing holes x 2
5. Tripod fixing

INTRODUCTION

Dear Customer,

We thank you for purchasing our product. Please read the following operating instructions carefully before using the product and keep it for future reference. Please check the product for damage before use!

GENERAL:

Please read the following operating instructions carefully before commissioning and keep them for future reference.

WARNING: When using outdoor use portable luminaires, basic safety precautions should always be followed to reduce the risk of fire, electric shock, and personal injury, including the following:

- Ground Fault Circuit Interrupter (GFCI) protection is to be provided on the circuit(s) or outlet(s) to be used for the wet location portable luminaire. Receptacles are available having built-in GFCI protection and are able to be used for this measure of safety.
- Use only with an extension cord for outdoor use, such as an extension cord of cord type SEW, SEOW, SEOOW, SOW, SOOW, STW, STOW, STOOW, SJEW, SJEOW, SJEOOW, SJW, SJOW, SJOOW, SJTW, SJTOW or SJTOOW.



SAFETY

- Adhere to and keep operating instructions!
- Pass operating instructions on to subsequent owners!
- Not intended for use by children!
- Do not operate a damaged lamp!
- The light source in the lamp can only be replaced by the manufacturer!
- The external flexible cable or cord of this luminaire cannot be replaced; if the cord is damaged, the luminaire shall be destroyed. Never look directly into the LED light source. The light emitted can contain the colour blue.
- Always set up at least 1m away from illuminated areas.
- Always allow sufficient cooling and disconnect the spotlight for cleaning and secure the circuit against being switched on again. Use only with a sufficiently protected 120V~ installation.
- Must not be used in rooms that represent an explosion hazard (e.g. cabinetmaker's workshop, painting operation, or similar). Must not be used in the immediate vicinity of flammable materials.
- Must not be immersed in water or other liquids.
- Must not be operated with wet hands.
- Must never be sprayed or cleaned using a steam pressure cleaner since this can damage the insulation and seals.
- Must never be repaired by the user. Repairs must only be carried out by the manufacturer or an authorized service representative. Never put anything on the product or hang anything on this product.
- Always disconnect the product from mains at least 10 minutes allowing to cool down before any maintenance or adjustment.

Cleaning

Disconnect the product and secure the circuit against being switched on again. Let the lamp cool down sufficiently! Only use a dry or slightly damp, lint-free cloth for cleaning, possibly a mild cleaning agent use. Do not use any abrasive or solvent-based cleaning agents. Never hose down or use a steam pressure cleaner for cleaning, insulation and seals will be damaged!


Technical data

Item#	EM-WL-1030A	Dimensions	9.09×5.55×6.77in
Model NO.	EL1030A(30W)	Lumen	2400lm
Voltage	120V AC 50/60HZ	Weight	1.6kgs
	FCC certificated	Maximum projected area	31 square inch
	Conformity with all relevant ETL Directive requirements	Power cable	5FT 18AWG/2C SJTW cable
Protection level	Weatherproof	Use environment	Suitable for wet location use

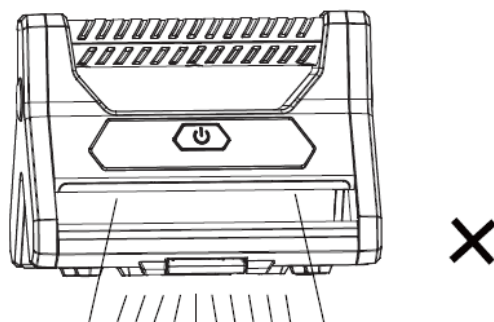
Installation

1. Consult a qualified electrician to ensure correct branch circuit conductor.

2. Switch power off at the meter box and ensure that there is no power to the light.
3. Plug the plug to the socket.
4. Switch power on at the meter box.



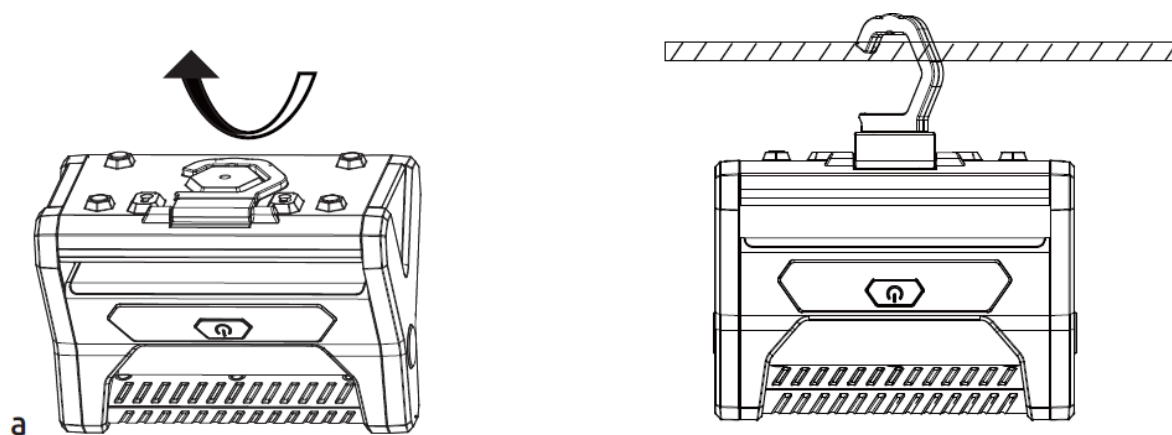
Normal use state.



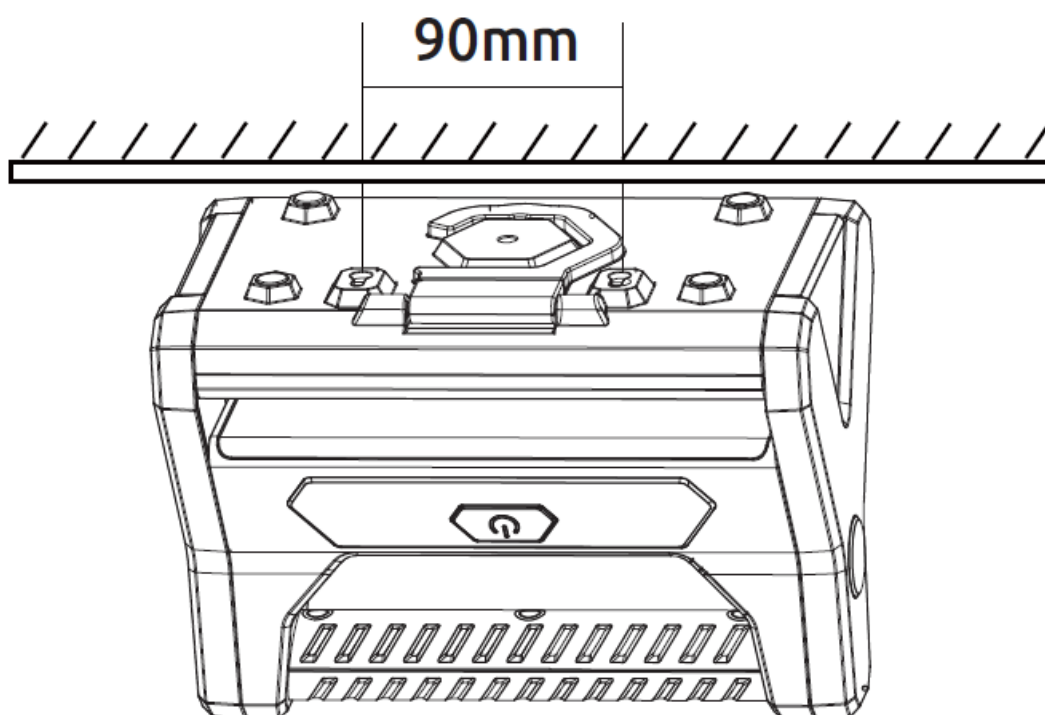
This abuse operation is the worst state.

Instructions for use

1. Use hook.



2. Wall fixing holes: The user needs to fix it on the wall with M6 screws.



1 YEAR LIMITED WARRANTY

IMPORTANT: Proof of Purchase is required to obtain warranty service

Paragon Group USA Inc. warrants to the original owner that our products will be free from defect in workmanship and material for a period of ONE YEAR from the date of purchase. Should any unit(s) prove to be defective during this period, Paragon Group USA Inc. will be responsible for replacement of the defective unit(s) only. Paragon Group USA Inc. is not responsible for labor charges or any incidental or consequential expenses.

Not Covered – Batteries are not covered by this warranty. Repair service, adjustment and calibration due to misuse, abuse or negligence are not covered by this warranty. Unauthorized service or modification to this product or of any furnished components will void this warranty in its entirety. This warranty does not include reimbursement for inconvenience, installation, set-up time, loss of use, postage, unauthorized service, or other products used in conjunction with Link2Home products.

For warranty service, please contact Paragon Group USA Inc. Customer Service by Phone: 1-[888-783-6082](tel:888-783-6082) or e-mail: info@paragongroupusa.com.

This warranty gives you specific legal rights, and you may also have other rights which vary from state to state.

Paragon Group USA Inc. Link2Home Product Division Englewood, NJ 07631


USA

link2home.com



WARNING: Cancer and Reproductive Harm – www.P65Warnings.ca.gov.

Documents / Resources

	<p>Link 2 Home EM-WL-1030A Portable Luminaire [pdf] Instruction Manual WL-1030A, EL1030A, EM-WL-1030A Portable Luminaire, EM-WL-1030A, Portable Luminaire, Luminaire</p>
---	--

References

- [Link2Home](#)
- [User Manual](#)

[Manuals+](#), [Privacy Policy](#)

This website is an independent publication and is neither affiliated with nor endorsed by any of the trademark owners. The "Bluetooth®" word mark and logos are registered trademarks owned by Bluetooth SIG, Inc. The "Wi-Fi®" word mark and logos are registered trademarks owned by the Wi-Fi Alliance. Any use of these marks on this website does not imply any affiliation with or endorsement.