



LINEAR STANDARD 240mm Archive Handle Instructions

[Home](#) » [LINEAR STANDARD](#) » LINEAR STANDARD 240mm Archive Handle Instructions 

LINEAR STANDARD

ARCHIVE

Contents

- 1 Material:
- 2 Dimensions:
- 3 Finishes:
- 4 Installation instructions;
- 5 Documents / Resources
 - 5.1 References
- 6 Related Posts



Material:


FSC American oak

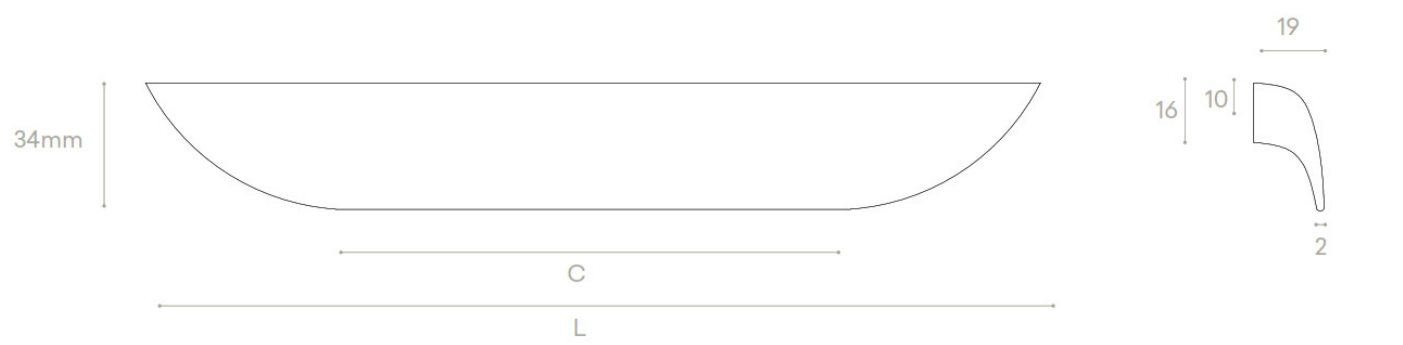
FSC American walnut
Can also be supplied raw allowing for you to finish with your choice of stain / lacquer.
We do not recommend installing the raw handle without applying a coating, as it is unfinished.

Dimensions:

104mm L / 64mm C
240mm L / 192mm C
400mm L / 320mm C




Finishes:

Oak	
Black stain	
Walnut	
Raw (unfinished)	



ADDITIONAL INFORMATION

Installation instructions;

Check suitability of screw length provided to your applied substrate before installing. If screw is too long it will damage knob/handle.	
When installing the handle DO NOT overtighten the screw. If screw is overtightened there is a possibility that the metal insert (where applicable) might pull out and/or also damage the knob/handle and your substrate.	
Use of electric or battery operated drills is not recommended when screwing in handles.	

Integrated appliances;

Whilst many of our knobs, handles and lip-pulls may be used on cabinetry attached to integrated refrigerators, dishwashers and other heavy accessories, we cannot guarantee the products for this use. Our knobs, handles and lip-pulls are designed, and tested, for cupboard doors and drawers and use smaller gauge fixings than appliance handles. Appliance manufacturers design handles to suit the requirements of their specific appliance. Before selecting a knob, handle or lip-pull, please consider the ergonomics of the application.

In addition, as a general rule, we would recommend selecting a handle that you can get your hand behind for a decent 'pull' for integrated appliances. Previously our handles have been installed on integrated applications. It's up to you and your installer to decide the suitability.

Brass finishes;

Please note that brass finishes do vary across our range. For example, not all brushed brass is the same brushed brass. Some of our brass handles are finishes with a lacquer and aren't intended to patina over time. Some of our brass handles are untreated and will patina over time. If you would like further information on this please email us at hithere@linearstandard.com.au


Timber finishes; As our timber ranges are a natural product the characteristics may slightly differ from one to another. These variances may include colour, texture and weight. These natural occurring variances are not considered a fault with the product. We do not recommend the use of timber hardware in kitchen areas, especially not raw

timber. A simple cloth slightly moistened with water for cleaning is sufficient.

Please visit our website for further technical information,
terms & conditions, care & maintenance.

www.linearstandard.com.au

Documents / Resources

	<p>LINEAR STANDARD 240mm Archive Handle [pdf] Instructions 240mm Archive Handle, Archive Handle, Handle</p>
---	--

References

- [Linear Standard](#)

Manuals+.