



Lindab LKP (-P) Square Air Diffuser Instruction Manual

[Home](#) » [Lindab](#) » Lindab LKP (-P) Square Air Diffuser Instruction Manual 



LKP (-P) Square Air Diffuser Instruction Manual



Contents

- [1 LCP Ceiling diffusers suitable for Pascal](#)
- [2 Symbols](#)
- [3 Measure/weight](#)
- [4 Optional accessories](#)
- [5 Ceiling systems](#)
- [6 Installation of diffuser in MB](#)
- [7 Documents / Resources](#)
- [8 Related Posts](#)

LCP Ceiling diffusers suitable for Pascal



LCP
LCP -P, -T, -P-T






LKP
LKP -P

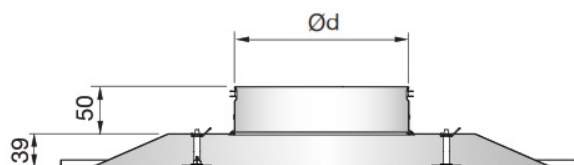
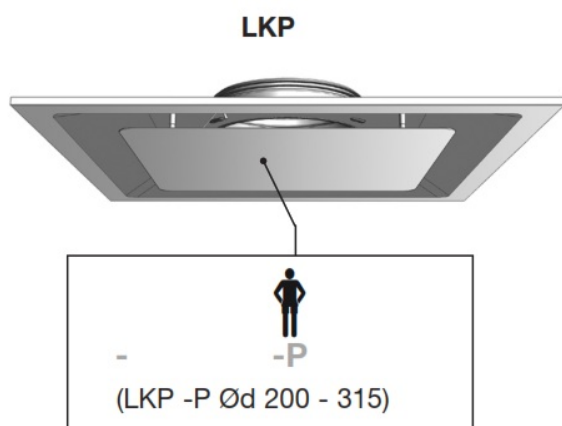


LCC
LCC -P, -T, -P-T

Symbols

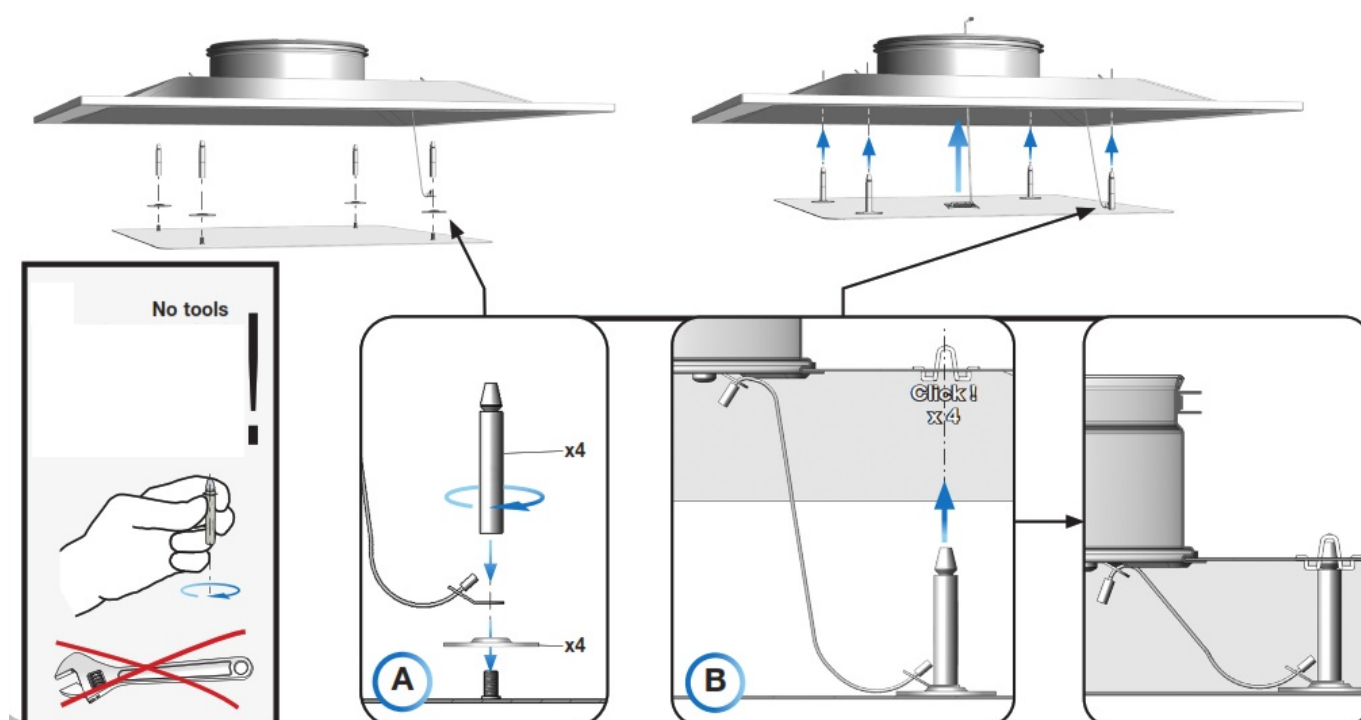
	2 x sensor
	Presence sensor
	Temperature sensor

Measure/weight

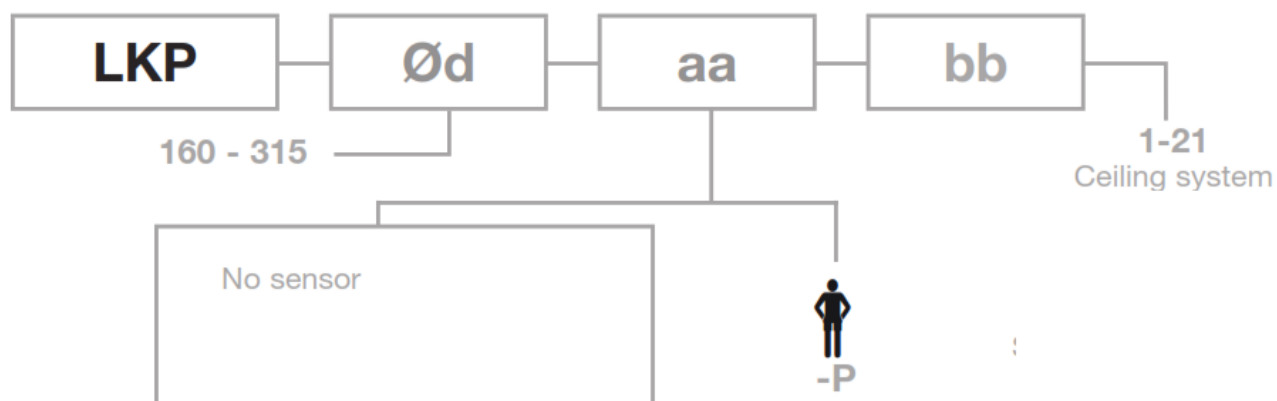


Ød mm	kg
125	3.2
160	3.2
200	3.3
250	3.4
315	3.5

Upper part adapted to the ceiling system



Order code



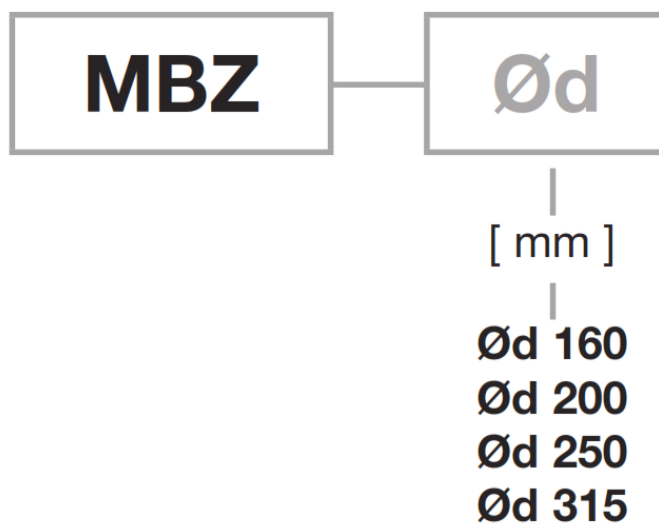
Optional accessories

MBZ



Extension piece

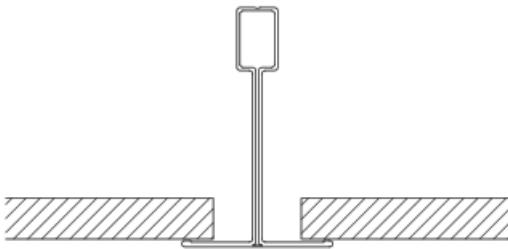
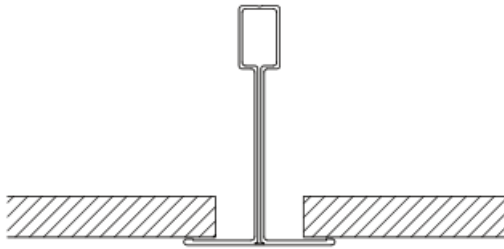

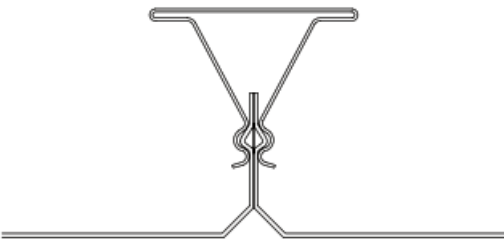
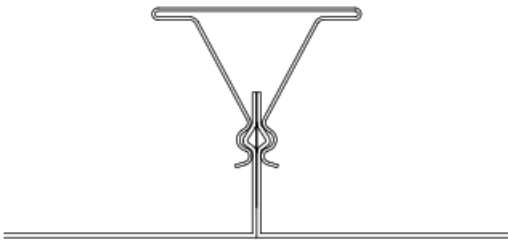
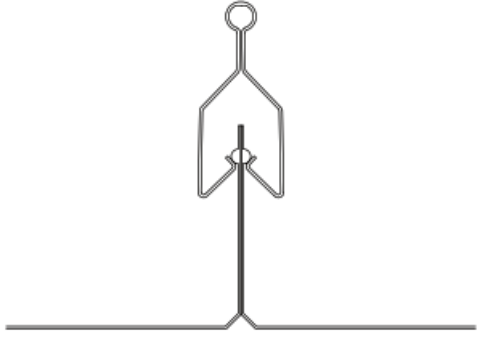
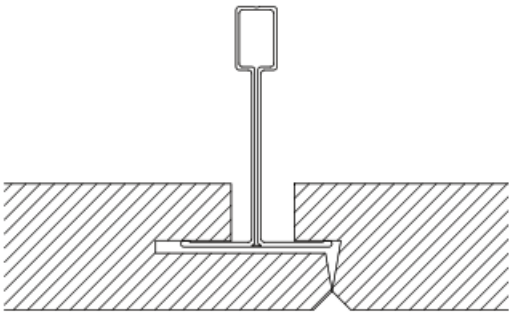
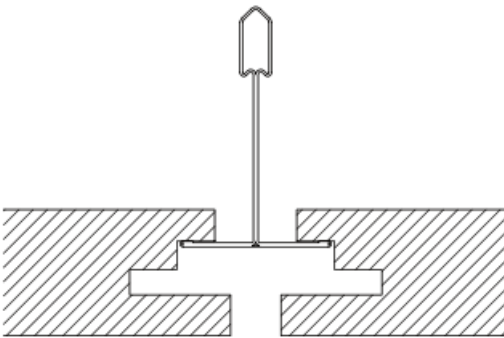
Order code



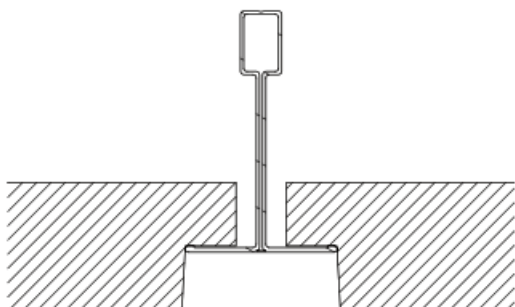
MBV



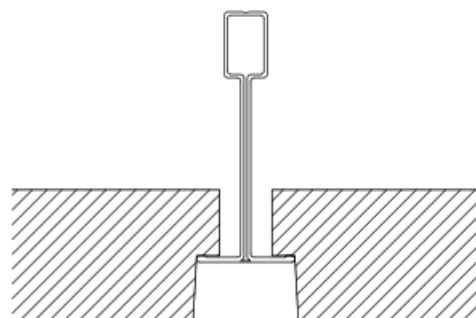
Ceiling systems

<p>1</p> <p>T24/T15 = 600 x 600 21 = 625 x 625</p> 	<p>7</p> <p>T24/T15 = 600 x 600 22 = 625 x 625</p> 
<p>2</p> <p>Permanent ceiling</p> 	<p>8</p> <p>Dampa Clip-in</p> 
<p>3</p> <p>Dampa Clip-in</p> 	<p>9</p> <p>Luxalon Clip-in</p> 
<p>4</p> <p>Danotile Contur / Ecophon D Rockfon D-XL</p> 	<p>10</p> <p>Ecophon Focus DG</p> 

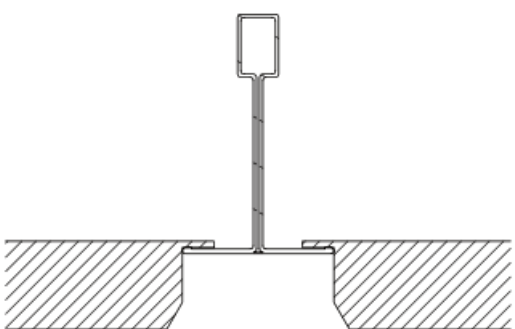
5

Rockfon E10 24 / Ecophon E / T24

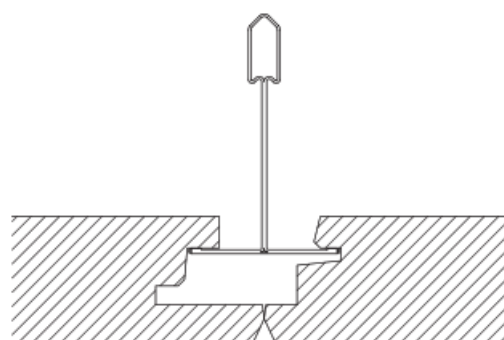
11

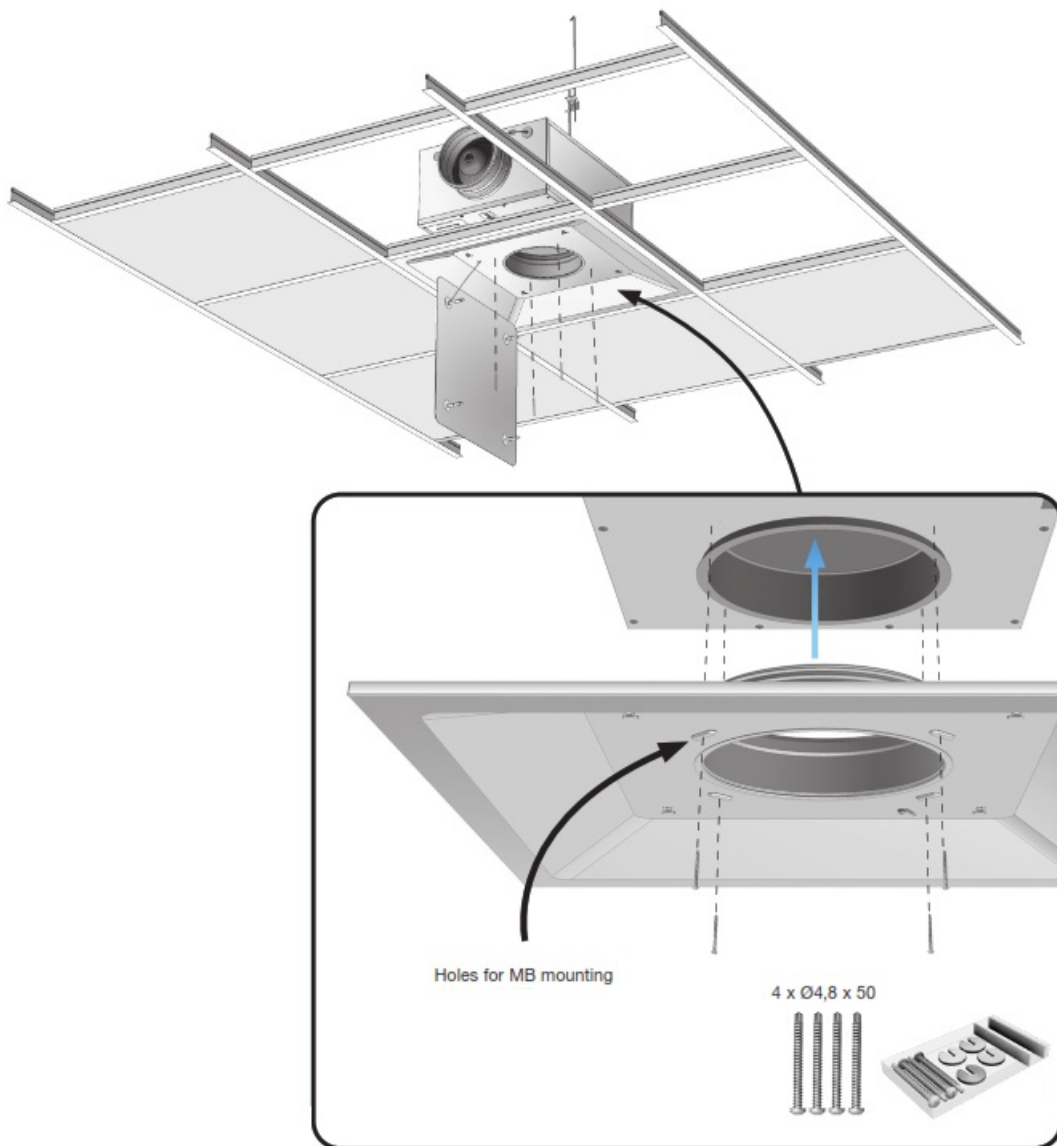
Rockfon E10 15 / Ecophon E / T15

6

Danotile Markant

12

Ecophon Focus DS**Installation of diffuser in MB**LKP Ød = MB Ød₂

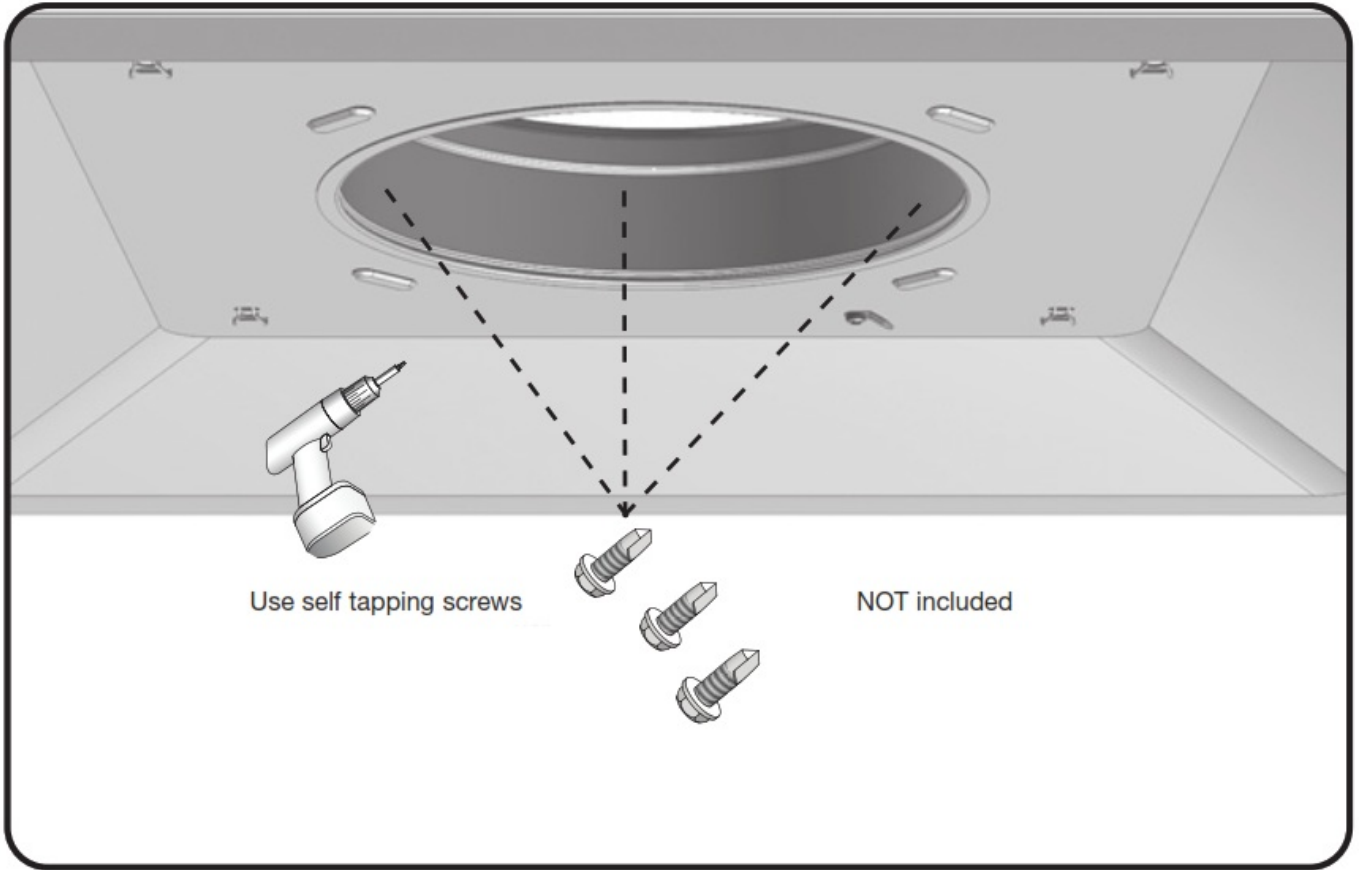


LKP
Ød = 315

Ød 315!
 NO holes for MB mounting on the diffuser!

Not used

4 x Ø4,8 x 50



Use self tapping screws

NOT included



Most of us spend the majority of our time indoors. The indoor climate is crucial to how we feel, how productive we are and if we stay healthy.

We at Lindab have therefore made it our most important objective to contribute to an indoor climate that improves people's lives. We do this by developing energy-efficient ventilation solutions and durable building products. We also aim to contribute to a better climate for our planet by working in a way that is sustainable for both people and the environment.



www.lindab.com

© 05.2021 Lindab Ventilation. All forms of reproduction without written permission are forbidden. is the registered trademark of Lindab AB.

Lindab's products, systems, products, and product group designations are protected by intellectual property rights (IPR).

Documents / Resources



[Lindab LKP \(-P\) Square Air Diffuser](#) [pdf] Instruction Manual

LKP -P, Square Air Diffuser, Air Diffuser, Square Diffuser, LKP -P, Diffuser