



# Lindab LCC-P Circular Air Diffuser Instruction Manual

[Home](#) » [Lindab](#) » Lindab LCC-P Circular Air Diffuser Instruction Manual 

## Contents

- [1 Lindab LCC-P Circular Air Diffuser](#)
- [2 Installation Instruction](#)
- [3 Measure/weight](#)
- [4 Optional accessories](#)
- [5 Documents / Resources](#)
  - [5.1 References](#)
- [6 Related Posts](#)



## Lindab LCC-P Circular Air Diffuser



## Installation Instruction

### Overview Ceiling diffusers suitable for Pascal



**LCP**  
LCP -P, -T, -P-T



**LKP**  
LKP -P



**LCC**  
LCC -P, -T, -P-T

### Symbols



- $\varnothing U$  Ceiling grid opening



- -P-T 2 x sensor

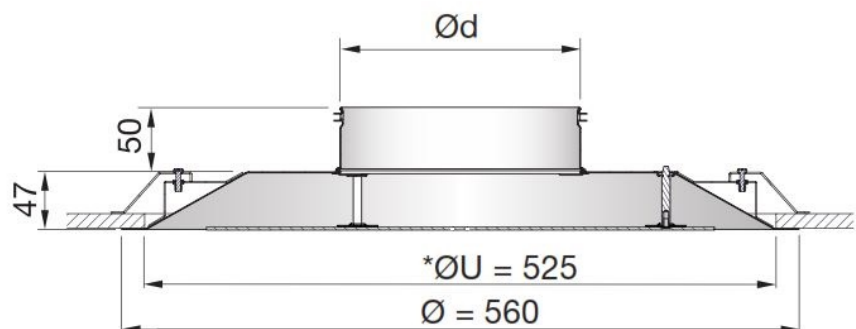
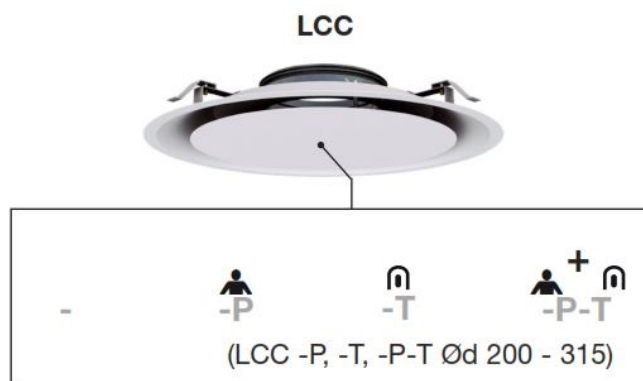


- -P Presence sensor



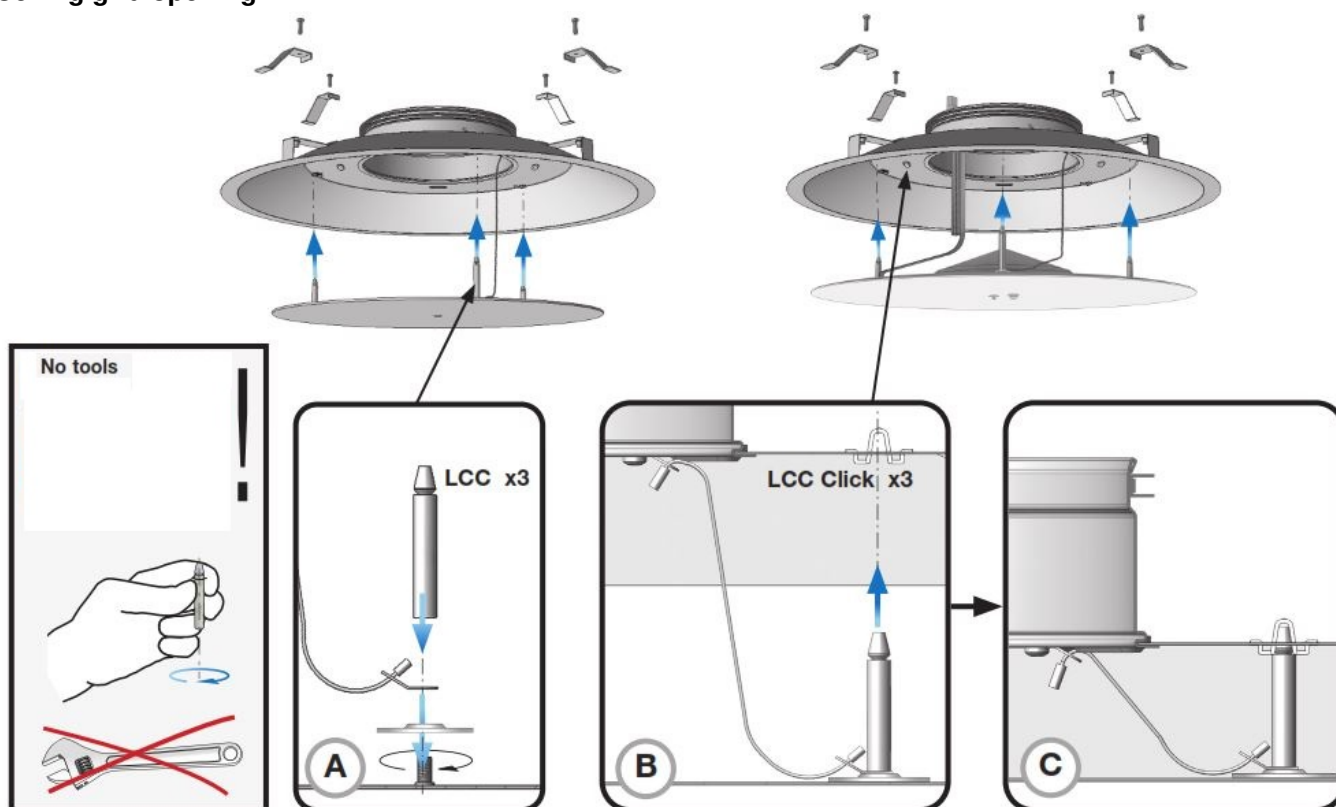
- -T Temperature sensor

### Measure/weight

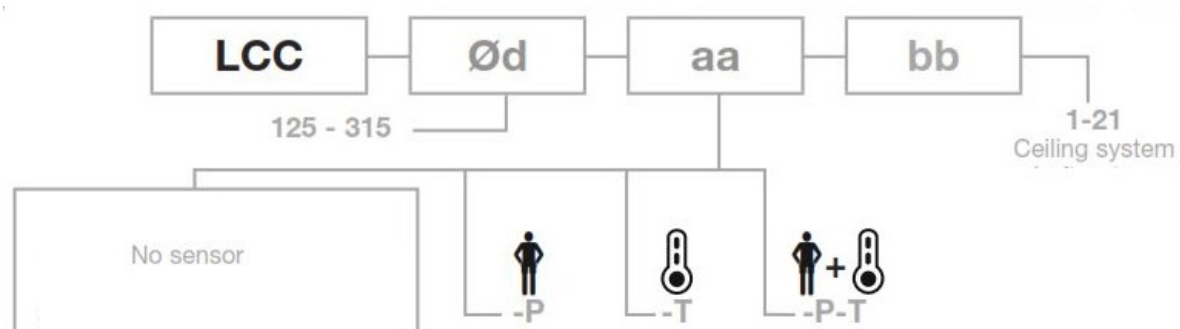


Ød mm	ØU mm	kg
125	525	2.8
160	525	2.7
200	525	2.7
250	525	2.6
315	525	2.5

## Ceiling grid opening



## Order code



## Optional accessories

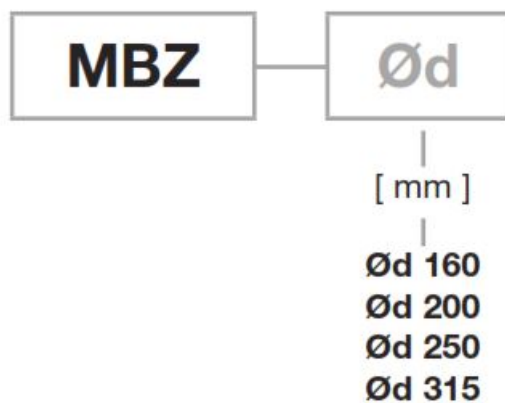
.

# MBZ



Extension piece

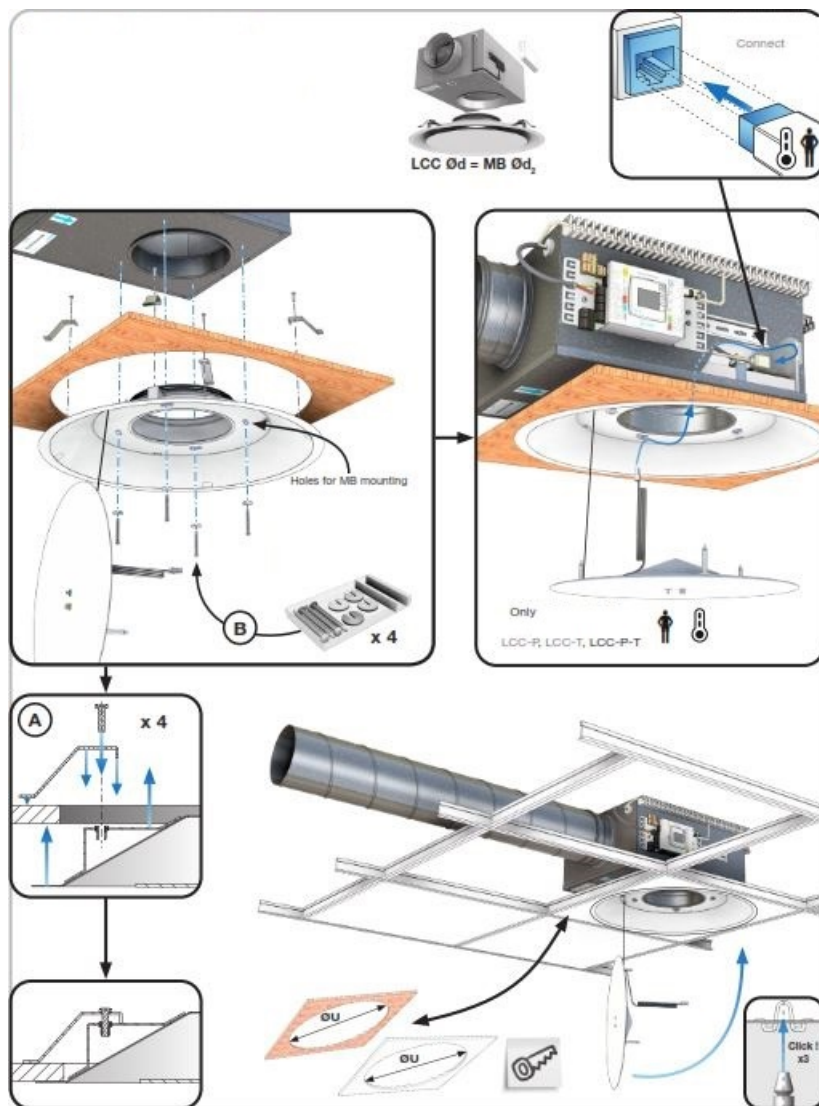
Order code

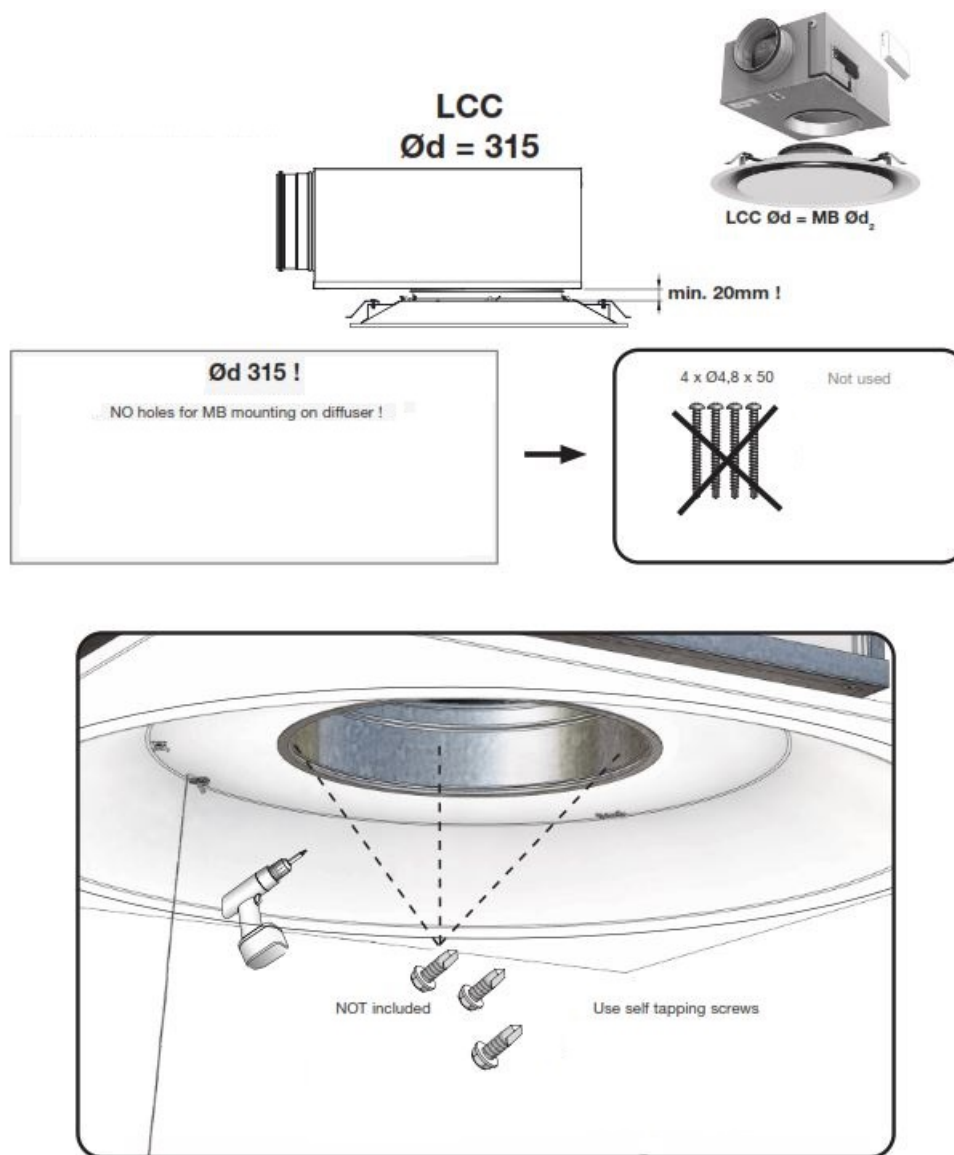


**Example:** MBV 160-250-CN + MBZ + LCC250



**Installation of diffuser in MB**






Most of us spend the majority of our time indoors. Indoor climate is crucial to how we feel, how productive we are and if we stay healthy. We at Lindab have therefore made it our most important objective to contribute to an indoor climate that improves people's lives. We do this by developing energy-efficient ventilation solutions and durable building products. We also aim to contribute to a better climate for our planet by working in a way that is sustainable for both people and the environment.

[www.lindab.com](http://www.lindab.com)

## Documents / Resources

	<p><b><a href="#">Lindab LCC-P Circular Air Diffuser</a></b> [pdf] Instruction Manual LCC-P, Circular Air Diffuser, LCC-P Circular Air Diffuser, Air Diffuser, Diffuser</p>
---	---

## References

- © [Lindab](http://www.lindab.com) | For a better climate - Lindab

