




# Lilly Pulitzer WEBUD-227803 Wireless Earbud with LCD Display User Guide

[Home](#) » [Lilly Pulitzer](#) » Lilly Pulitzer WEBUD-227803 Wireless Earbud with LCD Display User Guide 



Wireless Earbud with LCD display  
FCC ID: 2AZOP-WEBUD  
Model: WEBUD-227803  
User Guide

## Contents

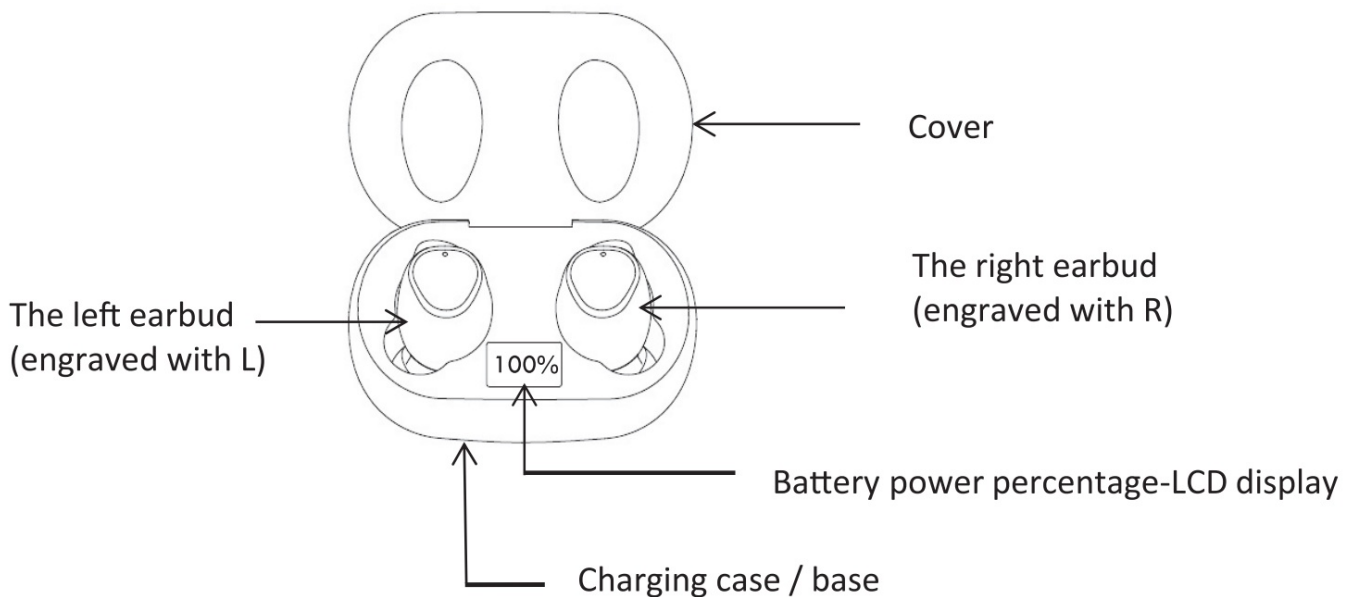
- [1 WARNING](#)
- [2 EARBYD OVERVIEW](#)
- [3 SPECIFICATION](#)
- [4 OPERATION INSTRUCTION](#)
- [5 Documents / Resources](#)
- [6 Related Posts](#)

## WARNING

1. To prevent possible hearing damage, please do not listen at high volume levels for long periods. In order to avoid hearing damage, before connecting the earbuds, reduce the volume of the music player. After placing the earbud into the ear, gradually increase the volume until you reach a comfortable listening level.
2. Do not use the earbuds in unsafe situations, such as driving, crossing the street or engaging in an activity that requires your full attention. Using the earbud while driving is not only dangerous, but also illegal in many places, because it will reduce the chances that you hear other car horns or emergency vehicles.
3. Keep earbuds away from magnets. When exposed to other magnetic fields, the speaker unit's magnet will decline, over time sensitivity will drop.

4. Keep earbuds away from moisture. In wet conditions, the components within the earbud will decline, leading to increased resistance; your earbuds will start to sound biased.
5. Do not disassemble.

## **EARBYD OVERVIEW**



## **SPECIFICATION**

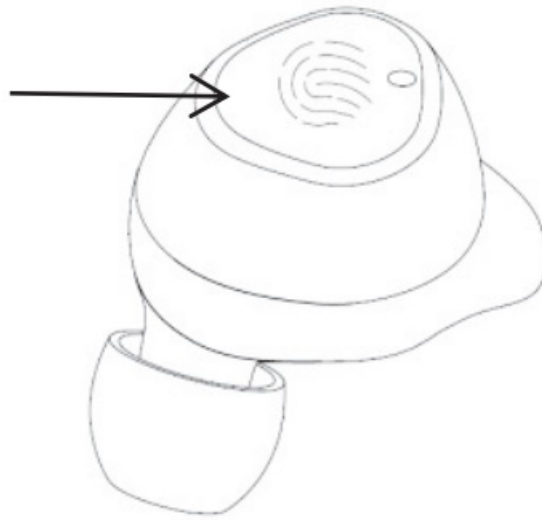
- Speaker: Dia 10mm
- Battery: 350mAh – charging case; 60mAh – earbud; – Distance range: 10 meters;
- Working time: 4 hours;
- Standby time: 100 hours;
- Charging time: 1.5-2 hour (charging case); 2 Hours (earbud);

## **OPERATION INSTRUCTION**

### **Pairing and connection**

1. Turn on your phone's wireless pairing first.
2. Open the wireless earbud's cover, and then take out the earbuds.
3. Touch and hold the "touch screen key" for about 5 seconds, and then release it when the red and blue lamps alternately blink. That means the earbuds are waiting for pairing, you just need to find the wireless earbuds on your phone "Lilly earbuds" and accept it. You will see the blue lamp blink slowly, then you will hear, "connected successfully".
4. Earbuds will be in standby mode if there is no connection within 1 minute and will shut down automatically after 5 minutes (no connection state). Earbuds will automatically connect to the previously paired device when powered on if wireless connection is enabled on your device.

touch screen



Key function:

Touch 1 time: Play/Pause/Answer/end calls

Touch 2 times: Reject the call

Touch 3 times: Last song(left earbud)

Touch 3 times: Next song(right earbud)

Touch and hold for 5 seconds : Hang up

#### Power off and disconnection

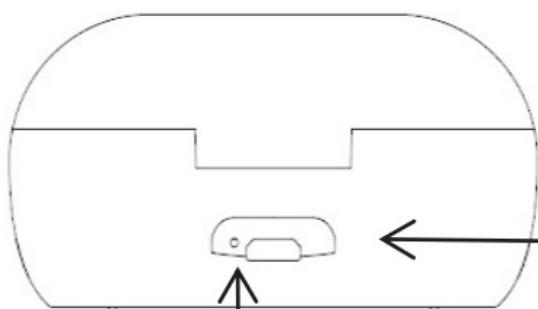
**Method 1:** Touch and hold the “touch screen key” for about 5 seconds, and then release it. The red lamps blink 3 times, then you will hear, “Power off”.

**Method 2:** Find the wireless earbuds on your phone “Lilly earbuds” and disconnect it, then you will hear, “disconnected”.

**Method 3:** When the battery is used up, you will hear, “power off”. That means you need to charge it.

#### Charging the power

Please use the included USB Charging cable to charge the power. 100% LCD display when fully charged. The earbuds will be auto-charged when put back in the case. The case charging indicator will flash red while charging and the red light stays on when fully charged. When earbuds battery is less than 3.3V, you will hear warning tone when earbuds battery is less than 3.1V, it will power off automatically.



Micro USB charging

Charging indicator

#### FCC warning

This device complies with Part 15 of the FCC Rules. Operation is subject to the following two conditions: (1) this device may not cause harmful interference, and (2) this device must accept any interference received, including interference that may cause undesired operation.

**Warning:** Changes or modifications to this unit not expressly approved by the party responsible for compliance could void the user authority to operate the equipment.

**Notes:** This equipment has been tested and found to comply with the limits for a Class B digital device, pursuant to Part 15 of the FCC Rules. These limits are designed to provide reasonable protection against harmful interference in a residential installation. This equipment generates, uses and can radiate radio frequency energy and, if not installed and used in accordance with the instructions, may cause harmful interference to radio communications. However, there is no guarantee that interference will not occur in a particular installation. If this equipment does cause harmful interference to radio or television reception, which can be determined by turning the equipment off and on, the user is encouraged to try to correct the interference by one or more of the following measures:

- Reorient or relocate the receiving antenna.
- Increase the separation between the equipment and receiver.
- Connect the equipment into an outlet on a circuit different from that to which the receiver is connected.
- Consult the dealer or an experienced radio/TV technician for help.

**Note:** If shielded cables or special accessories are required for compliance, a statement must be included which instructs the user to employ them, for example, shielded cables must be used with this unit to ensure compliance with the Class B FCC limits.

This device complies with CAN ICES-003(B)/NMB-003(B).



Documents / Resources

The thumbnail shows the front cover of the user guide. It features the product name 'Lilly Pulitzer WEBUD-227803 Wireless Earbud with LCD Display' in a large, bold font. Below the title, there is a list of features and specifications, including '2AZOP-WEBUD, 2AZOPWEBUD, WEBUD-227803 Wireless Earbud with LCD Display, WEBUD-227803, WEBUD-227803 Earbud, Wireless Earbud with LCD Display, Wireless Earbud, Earbud with LCD Display, LCD Display Wireless Earbud, Earbud'. The cover also includes a small image of the earbud and some technical details.

[Lilly Pulitzer WEBUD-227803 Wireless Earbud with LCD Display](#) [pdf] User Guide  
WEBUD, 2AZOP-WEBUD, 2AZOPWEBUD, WEBUD-227803 Wireless Earbud with LCD Display, WEBUD-227803, WEBUD-227803 Earbud, Wireless Earbud with LCD Display, Wireless Earbud, Earbud with LCD Display, LCD Display Wireless Earbud, Earbud